

DAFTAR PUSTAKA

M. H., Ronald et al. 2014. *Buku Ajar Rancang Bangun Kapal Perikanan*. Jurusan Pemanfaatan Sumberdaya Perairan Fakultas Perikanan dan Ilmu Kelautan Universitas Riau: Riau.

Lewis, Edward V. 1988. *Principle of Naval Architecture. Second Revision. Volume II*. The Society of Naval Architecture and Marine Engineers 601 Pavonia Avenue: Jersey City, NJ.

MAN Diesel & Turbo. 1975. *Basic Principles of Ship Propulsion*. Mandieselturbo: Denmark.

S. W., Adji. 2005. *Engine Propeller Matching*.

Tim Penyusun Laboratorium Teknologi Manajemen Ilmu Penangkapan. 2014. *Modul Praktikum Alat dan Kapal Penangkap Ikan*. Jatinagor : Universitas Padjajaran.

Menteri Kelautan dan Perikanan RI. 2017. *Peraturan Menteri Kelautan dan Perikanan Republik Indonesia Nomor 1/PERMEN-KP/2017 Tentang Surat Laik Operasi Kapal Perikanan*. Jakarta.

Menteri Kelautan dan Perikanan RI. 2002. *Log Book Penangkapan dan Pengangkutan Ikan. Keputusan Menteri Kelautan dan Perikanan Nomor : KEP-03/MEN/2002 tanggal 25 Januari 2002*. Jakarta.

Arwini, 2017. *Studi Pengaruh Perubahan Bentuk Lambung Kapal Feri Terhadap Kecepatan Kapal*. Skripsi tidak diterbitkan. Makassar: Jurusan Perkapalan Fakultas Teknik - Universitas Hasanuddin.

Azis, Arkam Muh et al. 2017. Kajian Desain Kapal Purse Seine Tradisional di Kabupaten Pinrang (Studi Kasus KM.Cahaya Arafah). *Jurnal ALBACORE*, (Online) Volume 1, No 1, (<https://repository.ipb.ac.id/>, diakses 02 Juni 2018).

AnshariZaki,2017.KapalPerikanan(Online),(https://www.academia.edu/32663034/Kapal_Perikanan, diakses tanggal 15 Mei 2018 pukul 22.10).

David G.M. 1998. *Practical Ship Design. Volume I*. Elsevier Ocean Engineering : Oxford, UK.

Aa. Sv. 1992. *Resistance and Propulsion of Ship*. Department of Ocean Engineering The Technical University : Denmark, Lyngby.

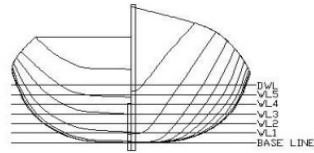


LAMPIRAN

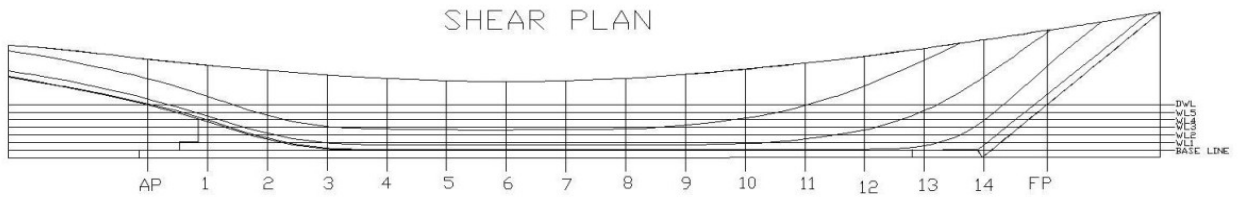


Lampiran 1. Gambar Rencana Garis (Lines Plan) Kapal 15 GT

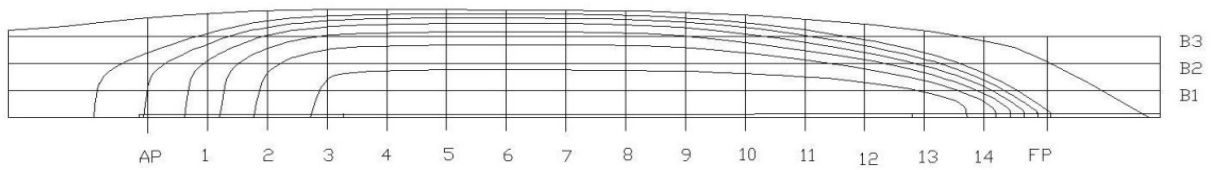
BODY PLAN



SHEAR PLAN

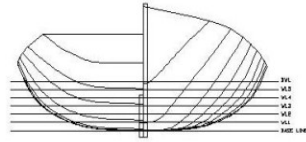


HALF BREADTH WATER PLAN

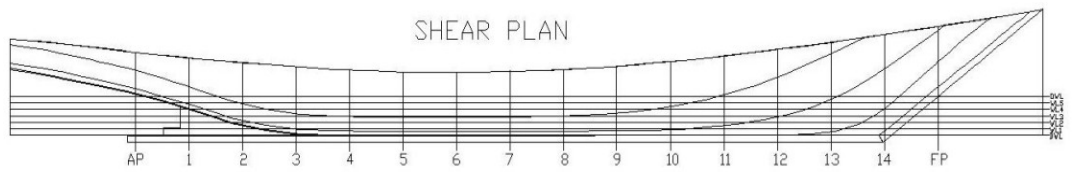


Lampiran 2. Gambar Rencana Garis (Lines Plan) Kapal 20 GT

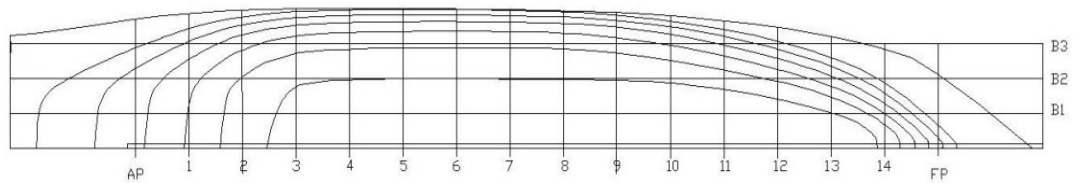
BODY PLAN



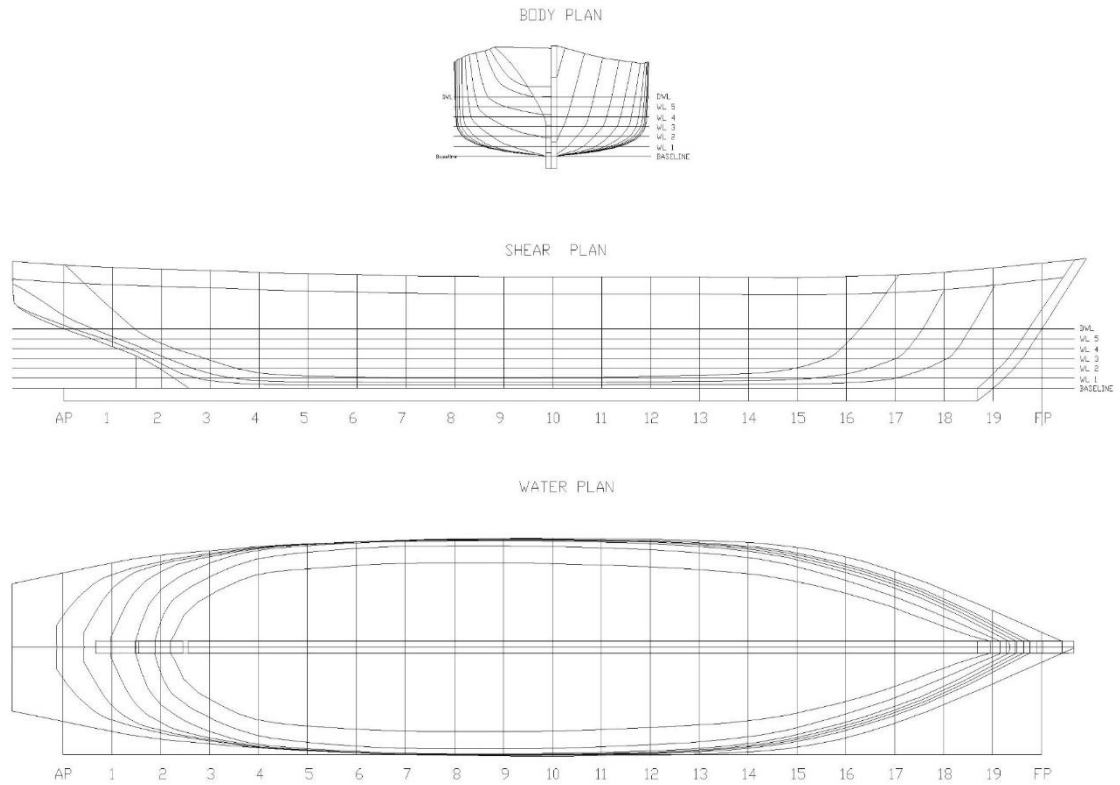
SHEAR PLAN



HALF BREADTH WATER PLAN



Lampiran 3. Gambar Rencana Garis (Lines Plan) Kapal 30 GT



Lampiran 4. Tabel Hydrostatic Kapal 15 GT

No	Measurement	Value	Units
1	Displacement	17,15	T
2	Volume (displaced)	16,731	m ³
3	Draft Amidships	0,84	M
4	WL Length	12,802	M
5	Beam max on WL	3,123	M
6	Beam on WL amidships	3,096	M
7	Wetted Area	46,374	m ²
8	Max sect. area	1,792	m ²
9	Sect. area amidships	1,781	m ²
10	Waterpl. Area	32,18	m ²
11	Prismatic coeff. (Cp)	0,732	
12	Block coeff. (Cb)	0,5	
13	Max Sect. area coeff. (Cm)	0,683	
14	Waterpl. area coeff. (Cwp)	0,808	
15	LCB length	-0,246	from amidsh. (+ve fwd) m
16	LCF length	-0,503	from amidsh. (+ve fwd) m
17	LCB %	-1,926	from amidsh. (+ve fwd) % Lbp
18	KB	0,533	M
19	KG fluid	0	M
20	GML	20,223	M
21	KMt	1,79	M
22	KML	20,223	M
23	Immersion (TPc)	0,33	tonne/cm
24	MTc	0,272	tonne.m
25	RM at 1deg = GMt.Disp.sin(1)	0,536	tonne.m
		Density (water)	1,025 ton/m ³
		Std. Metric sea water	1025,0 kg/m ³



Lampiran 5. Tabel Hydrostatic Kapal 20 GT

No	Measurement	Value	Units
1	Displacement	27,5	t
2	Volume (displaced)	26,829	m ³
3	Draft Amidships	0,8	m
4	WL Length	15,377	m
5	Beam max on WL	4,39	m
6	Beam on WL amidships	4,354	m
7	Wetted Area	70,625	m ²
8	Max sect. area	2,373	m ²
9	Sect. area amidships	2,358	m ²
10	Waterpl. Area	54,446	m ²
11	Prismatic coeff. (Cp)	0,727	
12	Block coeff. (Cb)	0,491	
13	Max Sect. area coeff. (Cm)	0,676	
14	Waterpl. area coeff. (Cwp)	0,797	
15	LCB length	-0,264	from amidsh. (+ve fwd) m
16	LCF length	-0,569	from amidsh. (+ve fwd) m
17	LCB %	-1,698	from amidsh. (+ve fwd) % Lbp
18	KB	0,509	m
19	KG fluid	0	m
20	GML	30,663	m
21	KMt	3,127	m
22	KML	30,663	m
23	Immersion (TPc)	0,558	tonne/cm
24	MTc	0,542	tonne.m
25	RM at 1deg = GMt.Disp.sin(1)	1,501	tonne.m
		Density (water)	1,025 ton/m ³
		Std. Metric sea water	1025,0 kg/m ³



Lampiran 6. Tabel Hydrostatic Kapal 30 GT

No	Measurement	Value	Units
1	Displacement	75,95	t
2	Volume (displaced)	74,094	m ³
3	Draft Amidships	1,2	m
4	WL Length	22,078	m
5	Beam max on WL	4,359	m
6	Beam on WL amidships	4,345	m
7	Wetted Area	123,415	m ²
8	Max sect. area	4,589	m ²
9	Sect. area amidships	4,553	m ²
10	Waterpl. Area	77,517	m ²
11	Prismatic coeff. (Cp)	0,754	
12	Block coeff. (Cb)	0,662	
13	Max Sect. area coeff. (Cm)	0,878	
14	Waterpl. area coeff. (Cwp)	0,831	
15	LCB length	-0,737	from amidsh. (+ve fwd) m
16	LCF length	-1,114	from amidsh. (+ve fwd) m
17	LCB %	-3,441	from amidsh. (+ve fwd) % Lbp
18	KB	0,674	m
19	KG fluid	0	m
20	GML	32,043	m
21	KMt	2,015	m
22	KML	32,043	m
23	Immersion (TPc)	0,795	tonne/cm
24	MTc	1,137	tonne.m
25	RM at 1 deg = GMt.Disp.sin(1)	2,67	tonne.m
		Density (water)	1,025 ton/m ³
		Std. Metric sea water	1025,0 kg/m ³



Lampiran 7. Tabel Nilai Resistance dan Power Kapal 15 GT (Hasil Olahan Maxsurf)

NO	V (knot)	Disp (ton)	BHP (Hp)	cad	Resistance (Kn)
			Delf I,II		Delf I,II
1	7,00	17,15	22,91	99,59	3,60
2	7,08	17,15	24,44	96,36	3,80
3	7,15	17,15	26,24	92,65	4,00
4	7,23	17,15	28,08	89,33	4,20
5	7,30	17,15	29,95	86,37	4,50
6	7,38	17,15	31,86	83,73	4,70
7	7,45	17,15	33,80	81,35	4,90
8	7,53	17,15	35,78	79,20	5,20
9	7,60	17,15	37,79	77,26	5,40
10	7,68	17,15	39,27	76,56	5,60
11	7,75	17,15	40,53	76,38	5,70
12	7,83	17,15	41,80	76,23	5,80
13	7,90	17,15	43,09	76,09	5,90
14	7,98	17,15	44,40	75,97	6,10
15	8,05	17,15	45,73	75,86	6,20
16	8,13	17,15	47,08	75,77	6,30
17	8,20	17,15	49,03	74,79	6,50
18	8,28	17,15	51,79	72,76	6,80
19	8,35	17,15	54,60	70,92	7,10
20	8,43	17,15	57,44	69,23	7,40
21	8,50	17,15	60,34	67,69	7,70
22	8,58	17,15	63,27	66,28	8,00
23	8,65	17,15	66,25	64,97	8,30
24	8,73	17,15	68,99	64,02	8,60
25	8,80	17,15	70,45	64,33	8,70
26	8,88	17,15	71,92	64,64	8,80
27	8,95	17,15	73,41	64,95	8,90
28	9,03	17,15	74,91	65,26	9,00
29	9,10	17,15	76,43	65,57	9,10
30	9,18	17,15	77,97	65,88	9,20
31	9,25	17,15	79,52	66,19	9,30
32	9,33	17,15	85,68	62,94	10,00
33	9,40	17,15	92,37	59,80	10,70



NO	V (knot)	Disp (ton)	BHP (Hp)	cad	Resistance (Kn)
			Delf I,II		Delf I,II
34	9,48	17,15	99,16	57,05	11,40
35	9,55	17,15	106,04	54,62	12,10
36	9,63	17,15	113,02	52,47	12,80
37	9,70	17,15	120,10	50,54	13,50
38	9,78	17,15	127,28	48,80	14,20
39	9,85	17,15	82,97	76,60	9,20
40	9,93	17,15	86,62	75,06	9,50
41	10,00	17,15	90,32	73,63	9,80



Lampiran 8. Tabel Nilai Resistance dan Power Kapal 20 GT (Hasil Olahan Maxsurf)

NO	V (knot)	Disp (ton)	BHP (Hp)	cad	Resistance (Kn)
			Delf I,II		Delf I,II
1	7,00	27,50	24,62	126,94	3,80
2	7,08	27,50	26,08	123,74	4,00
3	7,15	27,50	27,56	120,82	4,20
4	7,23	27,50	29,82	115,24	4,50
5	7,30	27,50	32,25	109,92	4,80
6	7,38	27,50	34,72	105,27	5,10
7	7,45	27,50	37,23	101,18	5,40
8	7,53	27,50	39,80	97,55	5,70
9	7,60	27,50	42,40	94,32	6,10
10	7,68	27,50	45,06	91,42	6,40
11	7,75	27,50	47,75	88,81	6,70
12	7,83	27,50	50,89	85,78	7,10
13	7,90	27,50	54,12	82,99	7,40
14	7,98	27,50	57,41	80,49	7,80
15	8,05	27,50	60,76	78,23	8,20
16	8,13	27,50	64,15	76,17	8,60
17	8,20	27,50	67,60	74,31	9,00
18	8,28	27,50	71,11	72,60	9,30
19	8,35	27,50	74,67	71,04	9,70
20	8,43	27,50	76,91	70,84	9,90
21	8,50	27,50	79,10	70,74	10,10
22	8,58	27,50	81,31	70,65	10,30
23	8,65	27,50	83,54	70,58	10,50
24	8,73	27,50	85,81	70,52	10,70
25	8,80	27,50	88,11	70,47	10,90
26	8,88	27,50	90,43	70,43	11,10
27	8,95	27,50	92,78	70,40	11,30
28	9,03	27,50	97,33	68,81	11,70
29	9,10	27,50	102,00	67,31	12,20
30	9,18	27,50	106,72	65,93	12,60
31	9,25	27,50	111,52	64,66	13,10
32	9,33	27,50	116,37	63,48	13,60
33	9,40	27,50	121,30	62,39	14,00



NO	V (knot)	Disp (ton)	BHP (Hp)	cad	Resistance (Kn)
			Delf I,II		Delf I,II
34	9,48	27,50	126,29	61,37	14,50
35	9,55	27,50	131,28	60,45	14,90
36	9,63	27,50	133,64	60,79	15,10
37	9,70	27,50	136,03	61,13	15,20
38	9,78	27,50	138,44	61,47	15,40
39	9,85	27,50	140,88	61,81	15,50
40	9,93	27,50	143,33	62,14	15,70
41	10,00	27,50	145,81	62,48	15,90



Lampiran 9. Tabel Nilai Resistance dan Power Kapal 30 GT (Hasil Olahan Maxsurf)

NO	V (knot)	Disp (ton)	BHP (Hp)	cad	Resistance (Kn)
			Delf I,II		Delf I,II
1	7,00	75,95	27,12	226,87	4,20
2	7,08	75,95	28,47	223,09	4,40
3	7,15	75,95	29,85	219,62	4,50
4	7,23	75,95	31,77	212,92	4,80
5	7,30	75,95	33,73	206,87	5,00
6	7,38	75,95	35,72	201,40	5,30
7	7,45	75,95	37,75	196,44	5,50
8	7,53	75,95	39,82	191,94	5,80
9	7,60	75,95	41,92	187,82	6,00
10	7,68	75,95	44,05	184,05	6,20
11	7,75	75,95	46,23	180,59	6,50
12	7,83	75,95	48,44	177,40	6,70
13	7,90	75,95	51,15	172,87	7,00
14	7,98	75,95	54,46	167,02	7,40
15	8,05	75,95	57,83	161,77	7,80
16	8,13	75,95	61,26	157,04	8,20
17	8,20	75,95	64,74	152,75	8,60
18	8,28	75,95	68,27	148,85	9,00
19	8,35	75,95	71,87	145,29	9,40
20	8,43	75,95	75,51	142,03	9,70
21	8,50	75,95	79,22	139,04	10,10
22	8,58	75,95	82,98	136,28	10,50
23	8,65	75,95	88,80	130,72	11,20
24	8,73	75,95	94,88	125,55	11,80
25	8,80	75,95	101,05	120,95	12,50
26	8,88	75,95	107,31	116,82	13,10
27	8,95	75,95	113,67	113,11	13,80
28	9,03	75,95	120,13	109,75	14,50
29	9,10	75,95	126,68	106,69	15,10
30	9,18	75,95	133,32	103,90	15,80
31	9,25	75,95	140,05	101,35	16,50
32	9,33	75,95	147,31	98,72	17,20
33	9,40	75,95	155,33	95,90	18,00



NO	V (knot)	Disp (ton)	BHP (Hp)	cad	Resistance (Kn)
			Delf I,II		Delf I,II
34	9,48	75,95	163,46	93,33	18,80
35	9,55	75,95	171,70	90,97	19,50
36	9,63	75,95	180,06	88,81	20,30
37	9,70	75,95	188,52	86,82	21,10
38	9,78	75,95	197,10	84,98	21,90
39	9,85	75,95	205,80	83,28	22,70
40	9,93	75,95	214,60	81,71	23,50
41	10,00	75,95	223,52	80,24	24,30

