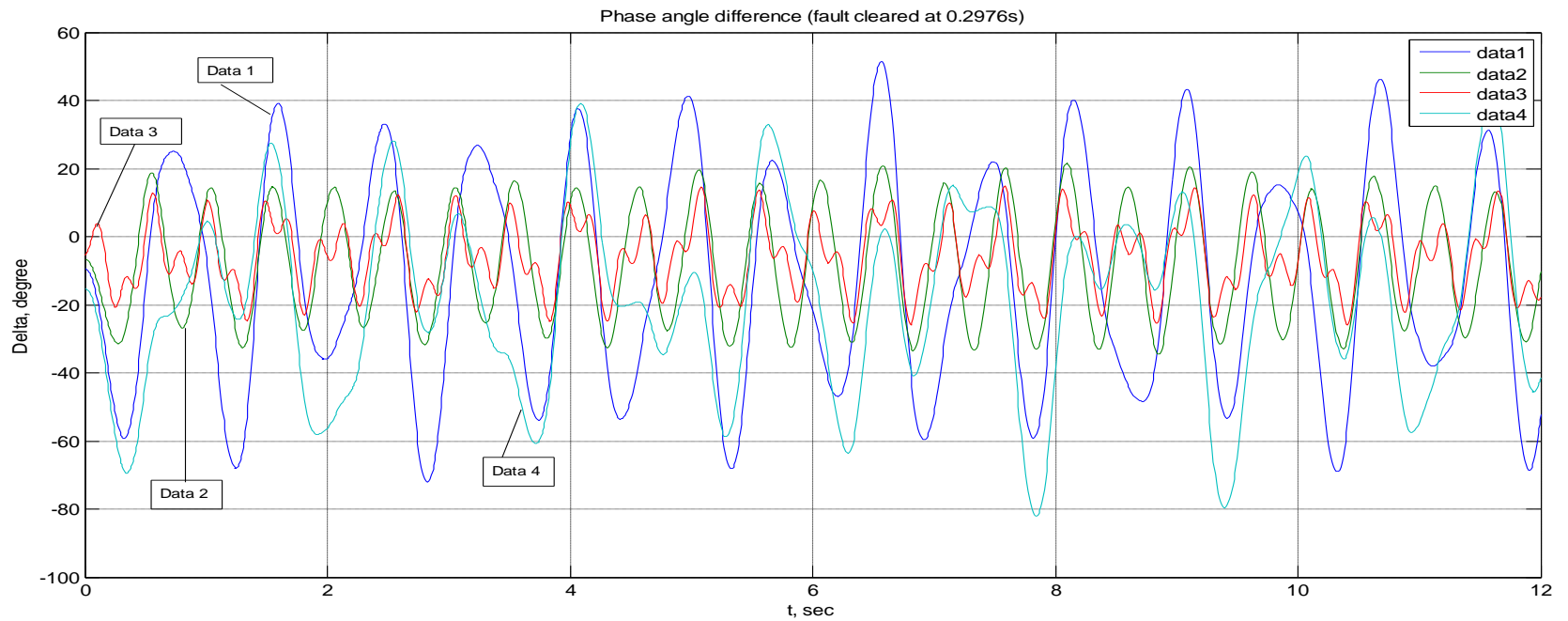


DAFTAR PUSTAKA

- Anderson, Fuad. 1977. *Power System Stability and Control*. USA : Ames Iowa
- Arikunto, Suharsimi. 2005. *Manajemen Penelitian*. Jakarta : PT. Rineka Cipta
- Cekdin, Cekmas. 2007. *Sistem Tenaga Listrik, Contoh Soal dan Penyelesaian Menggunakan MATLAB*. Yogyakarta : C.V Andi Offset.
- Grigsby, L.L. 2001. *The Electric Power Engineering Handbook*. United States of America : CRC Press LLC
- Gross, Charles A. 1979. *Power System Analysis*. New York : John Wiley & Sons.
- Kundur, Prabha. 1994. *Power System Stability and Control*. United States of America : McGraw-Hill
- Nagath, I. G., Kothari, D. P. 1987. *Modern Power System Analysis*. New Delhi : Tata McGraw Hill Publishing Company Limited
- Saadat, Hadi. 1999. *Power System Analysis*. Singapore: WCB McGraw-Hill.
- Stagg, Glenn W., Ahmed H. El-Abjad. 1983. *Computer Methode in Power System Analysis. International Student Edition*. Tokyo, Japan: Togho Printing
- Stevenson, William.D. 1984. *Analisis Sistem Tenaga Listrik*. Edisi 4. Terjemahan Kamal Idris. Jakarta: Erlangga.
- Ulum, Misbahul. 2007. *Studi Stabilitas Transient Sistem Tenaga Listrik Menggunakan Kriteria Luas Sama dan Menggunakan MATLAB*. Skripsi tidak diterbitkan. Surabaya: JPTE FT Unesa.
- Sanatang, *Perbaikan Stabilitas Frekuensi Dan tegangan Pada Beban Dinamik Sistem SulSelBar Menggunakan Metode Linier Quadratic Regulator (LQR)*, Pasca Unhas, 2009

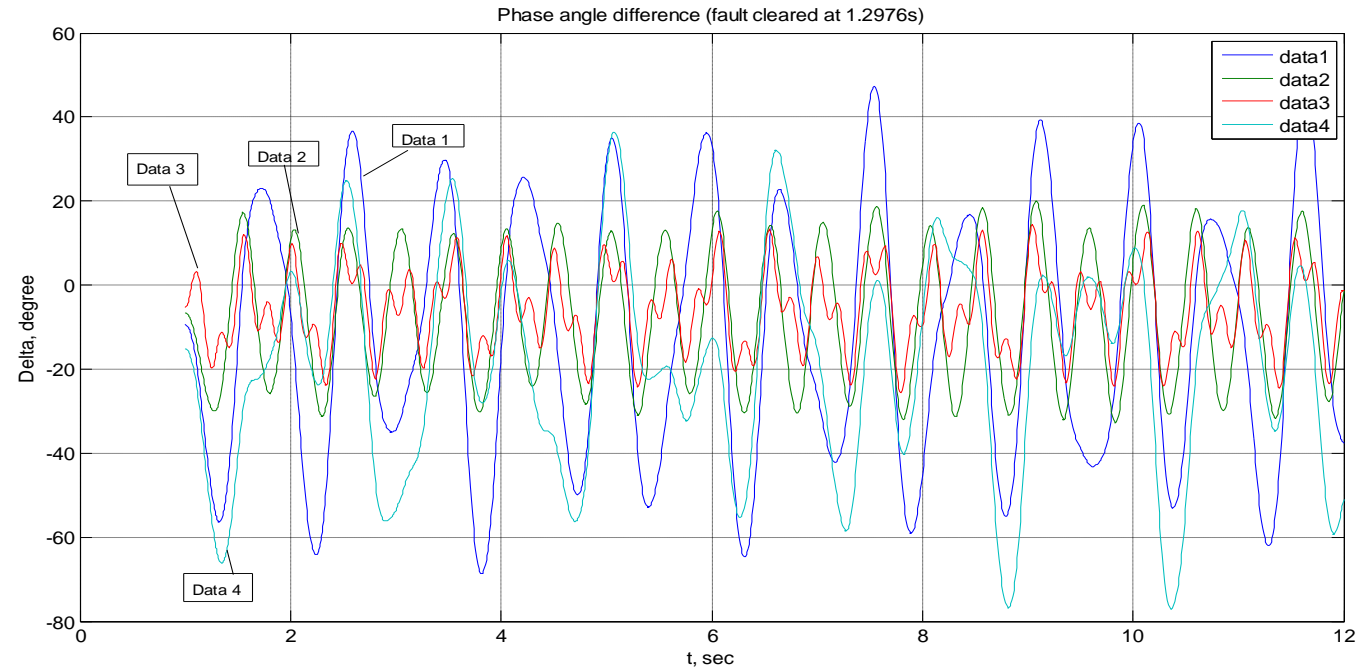
Lampiran 8-1



Keterangan gambar:

- | | |
|------------------|-----------------------------------|
| Warna Biru tua | = Data 1 (Generator Suppa) |
| Warna Hijau | = Data 2 (Generator Tello 150 kV) |
| Warna merah | = Data 3 (Generator Sengkang) |
| Warna biru mudah | = Data 4 (Generator Tello 70 kV) |

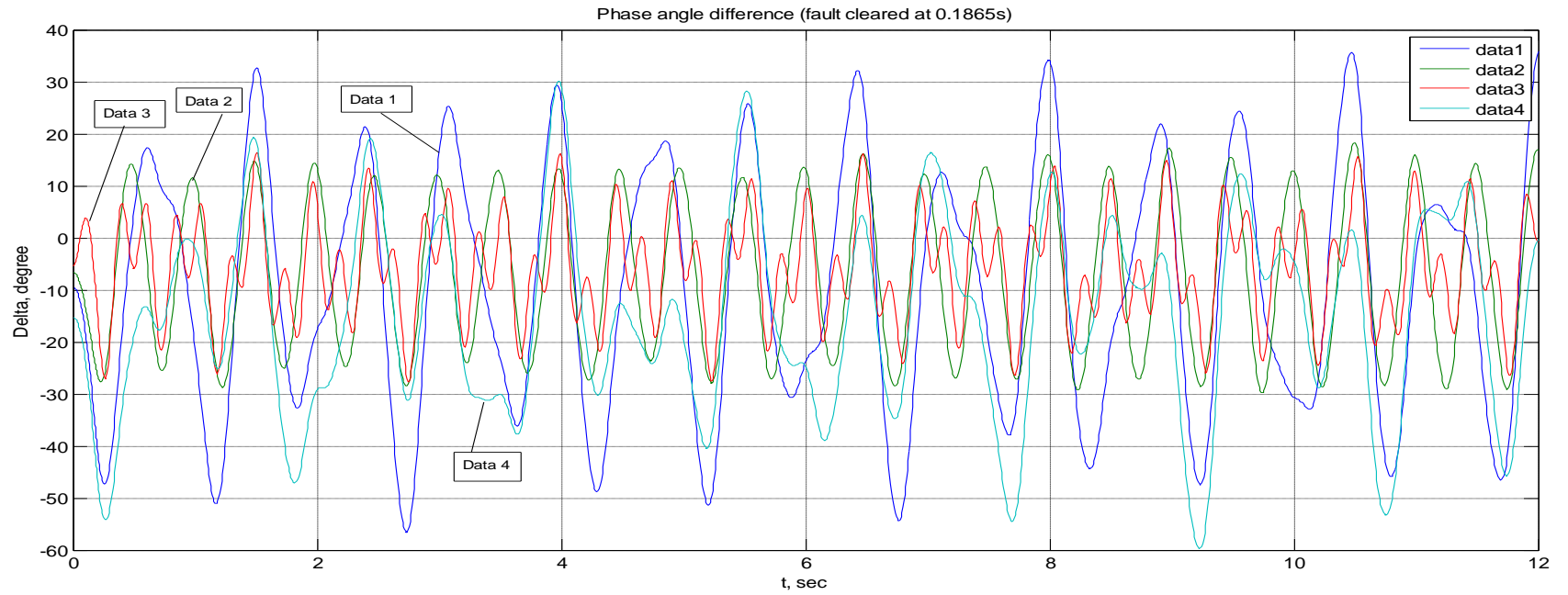
Lampiran 8-2



Keterangan gambar:

- | | |
|------------------|-----------------------------------|
| Warna Biru tua | = Data 1 (Generator Suppa) |
| Warna Hijau | = Data 2 (Generator Tello 150 kV) |
| Warna merah | = Data 3 (Generator Sengkang) |
| Warna biru mudah | = Data 4 (Generator Tello 70 kV) |

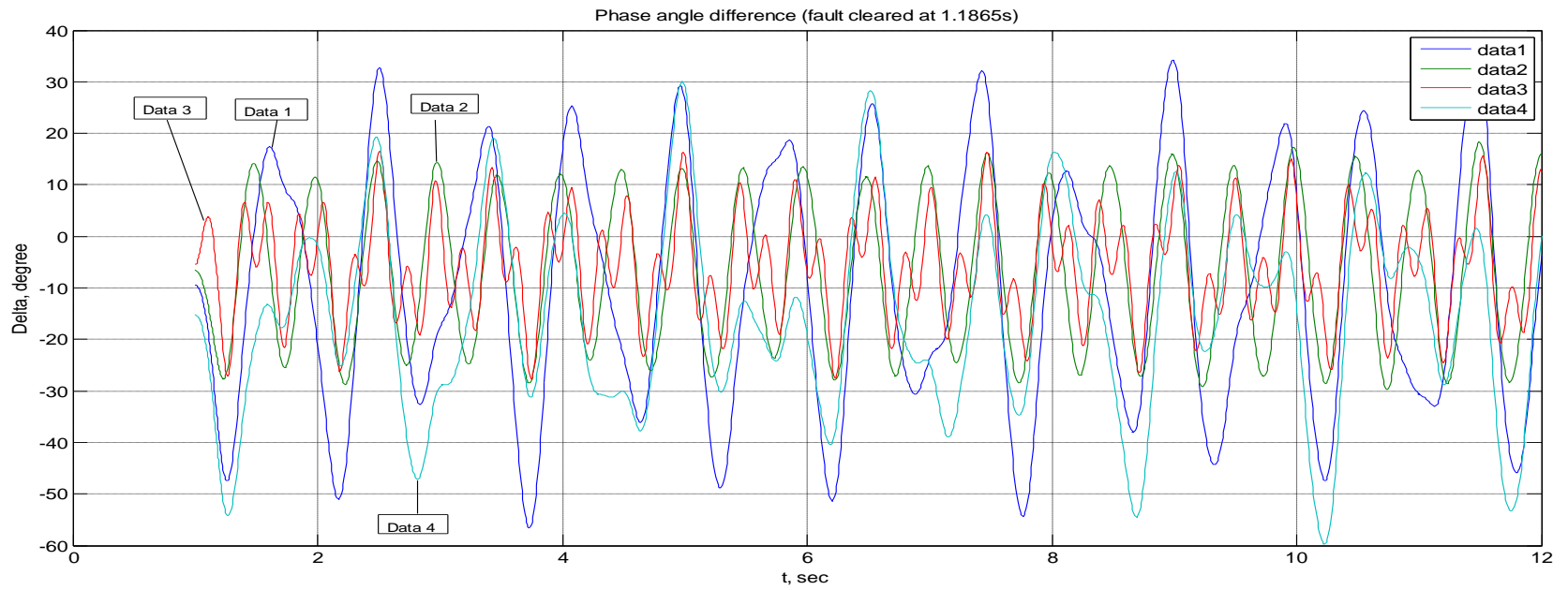
Lampiran 9-1



Keterangan gambar:

- | | |
|------------------|-----------------------------------|
| Warna Biru tua | = Data 1 (Generator Suppa) |
| Warna Hijau | = Data 2 (Generator Tello 150 kV) |
| Warna merah | = Data 3 (Generator Sengkang) |
| Warna biru mudah | = Data 4 (Generator Tello 70 kV) |

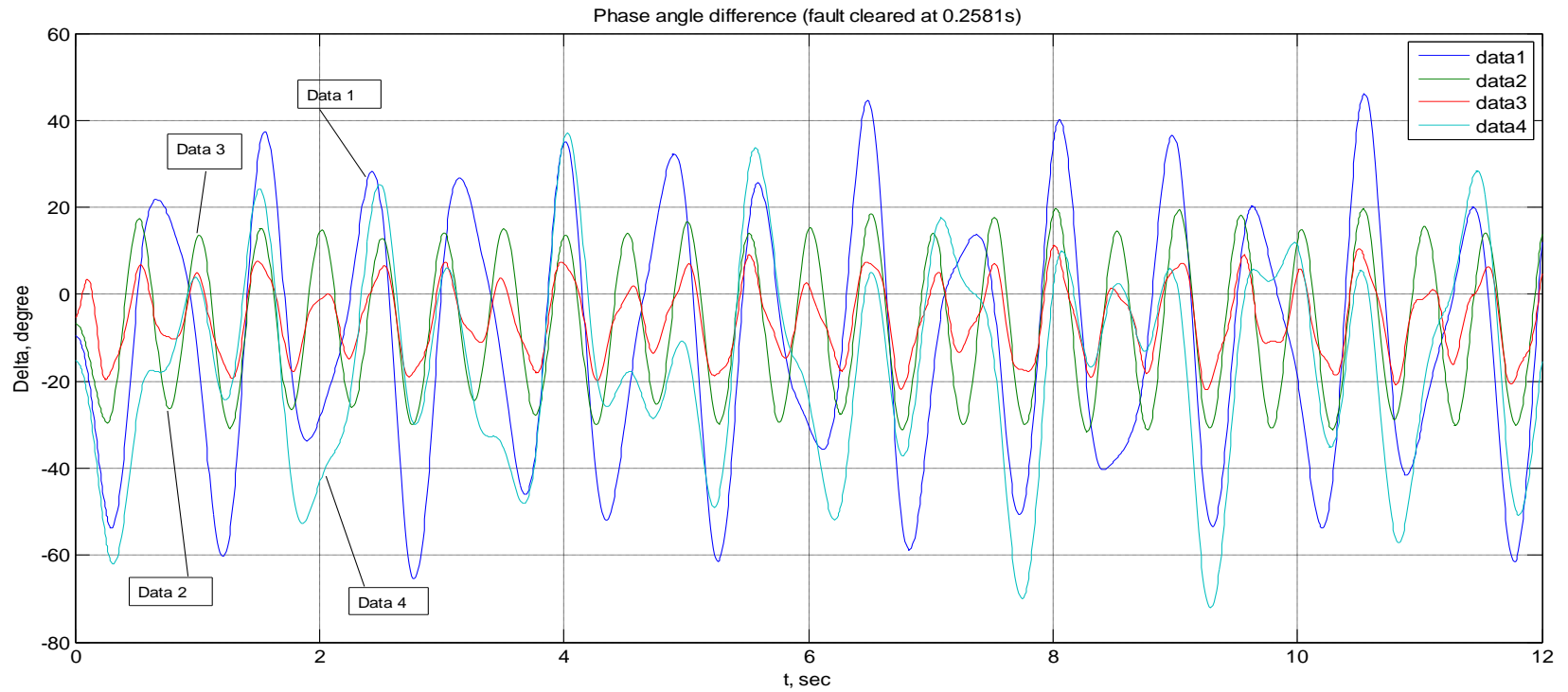
Lampiran 9-2



Keterangan gambar:

- Warna Biru tua = Data 1 (Generator Suppa)
- Warna Hijau = Data 2 (Generator Tello 150 kV)
- Warna merah = Data 3 (Generator Senggang)
- Warna biru mudah = Data 4 (Generator Tello 70 kV)

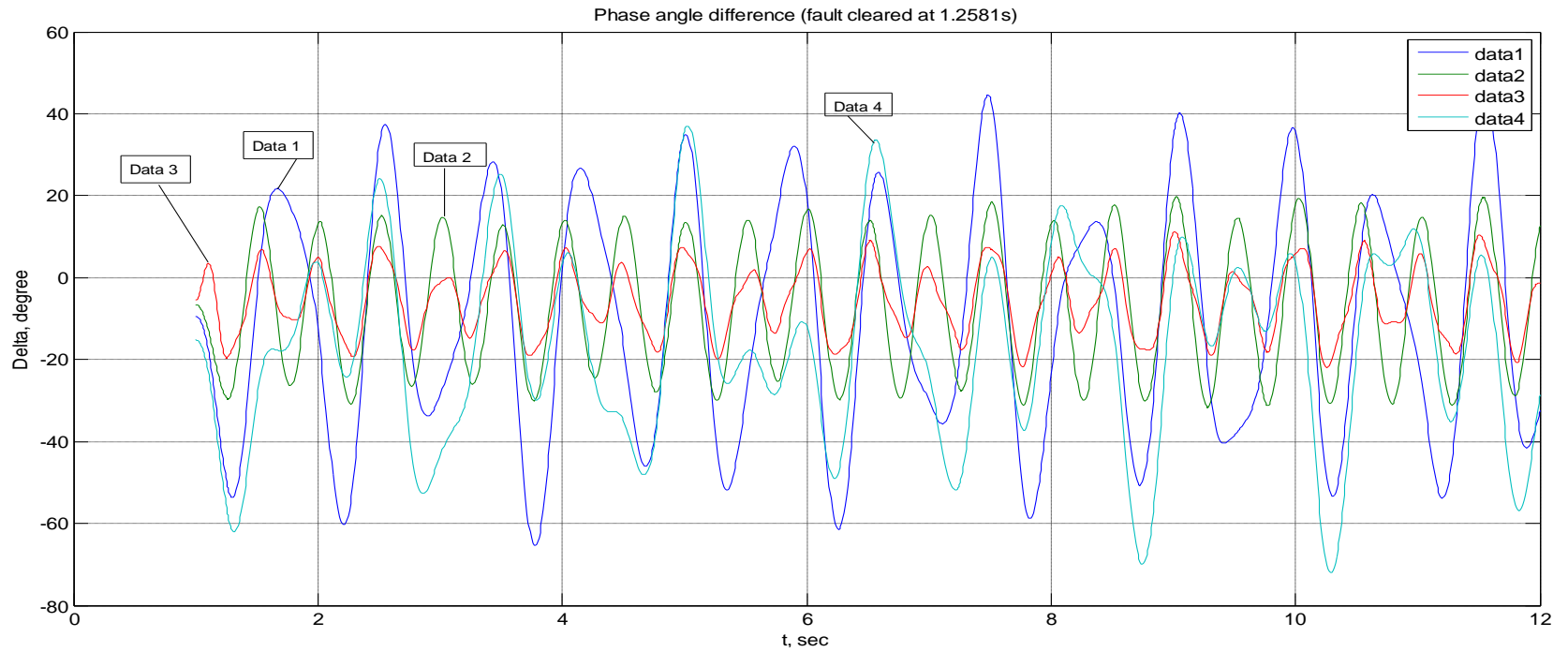
Lampiran 10-1



Keterangan gambar:

- Warna Biru tua = Data 1 (Generator Suppa)
- Warna Hijau = Data 2 (Generator Tello 150 kV)
- Warna merah = Data 3 (Generator Senggang)
- Warna biru mudah = Data 4 (Generator Tello 70 kV)

Lampiran 10-2



Keterangan gambar:

- | | |
|------------------|-----------------------------------|
| Warna Biru tua | = Data 1 (Generator Suppa) |
| Warna Hijau | = Data 2 (Generator Tello 150 kV) |
| Warna merah | = Data 3 (Generator Sengkang) |
| Warna biru mudah | = Data 4 (Generator Tello 70 kV) |