

DAFTAR PUSTAKA

- Acquaah G. 2007. *Principles of Plant Genetics and Breeding*. Blackwell Publishing, Oxford, United Kingdom, pp. 130-134.
- [ADB] Asian Development Bank. 2009. *The Economics of Climate Change in Southeast Asia: a Regional Review*. Manila (PH): Asian Development Bank.
- Ahmadzadeh M, Vispo NA, Calapit-Palao CDO, Pangaan ID, Vina CD, Singh RK. 2016. Reproductive Stage Salinity Tolerance in Rice: a complex trait to phenotype. *Ind J Plant Physiol*. 21(4):1-11.
- Akbar MR, Purwoko BS, Dewi IS, Suwarno WB, Sugiyanta. 2019. Selection of Doubled Haploid Lines of Rainfed Lowland Rice in Preliminary Yield Trial. *Biodiversitas* 20(10): 2796-2801.
- Akhmadi G. 2016. Seleksi dan Analisis Interaksi Genotipe dan Lingkungan Galur-Galur Padi Dihaploid Hasil Kultur Antera. Thesis. Bogor (ID): Institut Pertanian Bogor.
- Ali Y, Aslam Z, Awan AR, Hussain F, Cheema AA. 2004. Screening Rice (*Oryza sativa* L.) Lines/Cultivars Against Salinity in Relation to Morphological and Physiological Traits and Yield Components. *Int J Agri Biol*. 6(3):572-575.
- Ali MdN, Yeasmin L, Gantait S, Goswami R, Chakraborty. 2014. Screening of Rice Landraces for Salinity Tolerance at Seedling Stage Through Morphological and Molecular Markers. *Physiol Mol Biol Plants*. 20(4):411-423.
- Ali F, Kanwal N, Ahsan M, Ali Q, Bibi I, Niazi NK. 2015. Multivariate Analysis of Grain Yield and its Attributing Traits in Different Maize Hybrids Grown under Heat and Drought Stress. *Scientifica*. 2015:ID 563869 (1-6). doi: [http:// dx.doi.org/10.1155 /2015/563869](http://dx.doi.org/10.1155/2015/563869).
- Amalia B dan Sugiri A. 2014. Ketersediaan Air Bersih Dan Perubahan Iklim: Studi Krisis Air Di Kedungkarang Kabupaten Demak. *Teknik Perencanaan Wilayah Kota* 3(2): 295–302.
- Anshori MF, Purwoko BS, Dewi IS, Ardie SW, dan Suwarno WB. 2018. Determination of Selection Criteria for Screening of Rice Genotypes for Salinity Tolerance. *SABRAO J Breed Genet*. 50(3):279-294.
- Anshori MF, 2019. Perakitan Galur-Galur Dihaploid (*Oryza sativa* L.) Toleran dan Adaptif Cekaman Salinitas. Disertasi. Bogor (ID): Institut Pertanian Bogor.
- Anshori MF, Purwoko BS, Dewi IS, Suwarno WB, Ardie SW (2020). Cluster Heatmap for Detection of Good Tolerance Trait on Doubled-Haploid

Rice Lines under Hydroponic Salinity Screening. *IOP Conf. Ser. Earth Environ. Sci.* 484: 012001

Anwar HA, Perveen R, Mansha M, Abid M, Sarwar ZM, Aatif HM, Umar Uud, Sajid M, Aslam HMU, Alam MM, Rizwan M, Ikram RM, Alghanem SMS, Rashid A, Khan KA. 2020. Assessment of Grain Yield Indices in Response to Drought Stress in Wheat (*Triticum aestivum* L.). *Saudi J. Biol. Sci.* 27(7): 1818-1823.

Aryana IGPM, Basuki N, Kuswanto. 2011. Sidik Lintas Padi Beras Merah pada Tiga Lingkungan Tumbuh Berbeda. *Agroteksos.* 21(1): 1-10.

Assimakopoulou A., A. Kotsiras dan K. Nifakos. 2013. Incidence of Lettuce Tipburn as Related to Hidroponic System and Cultivar. *Journal of Plant Nutrition.* 36:1383-1400. doi: 10.1080/01904167.2013.793709

Boer D. 2011. Analisis Variabilitas Genetik dan Koefisien Lintas Berbagai Karakter Agronomi dan Fisiologi Terhadap Hasil Biji dari Keragaman Genetik 54 Asesi Jagung Asal Indonesia Timur. *Agroteknosos.* 1(1): 35-43.

Both, A. J., L. D. Albright, S. S. Scholl, and R. W. Langhans. 1999. Maintaining Constant Root Environments in Floating Hydroponics to Study Root-Shoot Relationships. *Acta Horticulturae* 507:215–221.

Bowers AJ. 2010. Analyzing the Longitudinal K-12 Grading Histories of Entire Cohorts of Students: Grades, Data Driven Decision Making, Dropping Out and Hierarchical Cluster Analysis. *PARE.* 15(7):1-18.

Bhowmik SK, Islam MM, Emon RM. 2007. Identification of salt tolerance rice cultivars via phenotypic and marker-assisted procedures. *Pak. J. Biol. Sci.* 10(24): 4449-4454.

Chhavi, Dwivedi DK, Kumar G, Singh A, Singh AK. 2018. Screening of rice (*Oryza sativa* L.) for salinity tolerance at vegetative stage under hydroponic condition. *Int J Curr Microbiol Appl Sci.* 7(6): 1539-1542.

Corwin DL. 2003. Soil Salinity Measurement. Di dalam : Stewart BA, Howell TA, editor. *Encyclopedia of Water Science* . New York (US): Marcel Dekker, Inc.

De Datta SK. 1981. *Principles and Practices of Rice Production.* Canada (CA): John Wiley & Sons, Inc.

De Leon TB, Linscombe S, Gregorio G, Subudhi PK. 2015. Genetic Variation in Southern USA Rice Genotypes for Seedling Salinity Tolerance. *Front Plant Sci.* 6:374. doi:10.3389/fpls.2015.00374.

Diaguna R, Suwarno FC, Surahman M, Suwarno. 2017. Testing Method for Salinity Tolerance at Germination Stage on Rice Genotypes. *Int J Appl Sci Technol.* 7(3): 69-76.

- Direktorat Jendral Prasarana dan Sarana Pertanian. 2013. Kajian Potensi Lahan untuk Perluasan Tanaman Padi Sawah. Dirjen Prasarana dan Sarana Pertanian, Kementerian Pertanian Republik Indonesia.
- Dormann CF, Elith J, Bacher S, Buchmann C, Carl G, Carré G, Marquéz JRG, Gruber B, Lafourcade B, Leitão PJ, Münkemüller T, McClean C, Osborne PE, Reineking B, Schröder B, Skidmore AK, Zurell D, Lautenbach S. 2013. Collinearity: a Review of Methods to Deal with it and a Simulation Study Evaluating their Performance. *Ecography*. 36: 27-46.
- Egdane JA, Vispo NA, Mohammadi R, Amas J, Katimbang ML, Platten JD, Ismail A, Gregorio GB. 2003. *Phenotyping Protocols for Salinity and Other Problem Soils*. Los Banos (PH): IRRI.
- Engle S, Whalen S, Joshi A, Pollard KS. 2016. Unboxing Cluster Heatmaps. *BMC Bioinformatics*. 18(2):63(1-15).
- Fadhli N, Farid M, Rafiuddin, Effendi R, Azrai M, Anshori MF (2020). Multivariate Analysis to Determine Secondary Trait in Selecting Adaptive Hybrid Corn Lines under Drought Stress. *Biodiversitas* 21: 3617-3624.
- Falconer DS, Mackay TFC. 1996. *Introduction to Quantitative Genetics 4th Edition*. New York (US): Longman.
- Farid M, Ridwan I. 2018. Tolerance Limits of Indonesian Rice Varieties to Drought and Salinity in Germination Phase Using PEG and NaCl as Selection Agents. *IOP Conf. Ser. Earth Environ. Sci*. 157: 012011.
- Farid BDR M, Nasaruddin, Anshori MF, Chaerunnisa ANJ. 2020. Evaluation on Reproductive and Productivity Characters of Wheat (*Triticum aestivum* L.) Genotypes Grown in the Lowlands. *IOP Conf. Ser. Earth Environ. Sci*. 575:012123.
- Farid M, Nasaruddin, Musa Y, Ridwan I, Anshori MF. 2021 Effective screening of tropical wheat mutant lines under hydroponically induced drought stress using multivariate analysis approach. *Asian J. Plant Sci*. 20(1) 172-182.
- Fernandez GCJ. 1992. Effective Selection Criteria for Assessing Stress Tolerance. Di dalam: Kuo CG, editor. *Proceedings of the International Symposium on Adaptation of Vegetables and Other Food Crops in Temperature and Water Stress*; 1992 Aug 13-16; Tainan, Taiwan. Tainan (TW): AVRDC Publication. hlm 257-270.
- Fischer, R.A. dan Maurer, R. (1978) Drought Resistance in Spring Wheat Cultivars. I. Grain Yield Response. *Australian Journal of Agricultural Research*. 29:897-912

- Fritsche-Neto R, Borém A. 2012. *Plant Breeding for Abiotic Stress Tolerance*. London (UK): Springer-Verlag Berlin Heidelberg. hlm 13-19.
- Ghosh B, Ali Md N, Saikat G. 2016. Response of Rice under Salinity Stress: a Review Update. *J Res Rice*. 4(2):167. doi:10.4172/2375-4338.1000167.
- Ginting C. 2008. Pengaruh Suhu Zona Perakaran terhadap Pertumbuhan dan Kadar Klorofil Tanaman Selada Sistem Hidroponik. *Agriplus*. 18(3):169-178.
- Gopikannan M, Ganesh SK. 2013. Inter-Relationship and Path Analysis in Rice (*Oryza sativa* L.) under Sodicity. *Indian J Sci Technol*. 6(9):5223-5227.
- Guduru KK, Pandit V, Palakurthi R, Konduru S, Kandi SR, Banavath JN, Akila CS, Puli COR (2018). Identification of Nitrogen Efficient Indica Rice (*Oryza sativa* L.) Genotypes: a Physiological and Multivariate Statistical Approach. *Curr. Trends Biotechnol. Pharm*. 12(1): 16-32.
- Hallauer, Arnel R., dan J. B. Miranda. "Fo. 1988. Quantitative Genetics in Maize Breeding." *Iowa State Univ Press, Ames, IA. Jenkins, JN, WL Parrott, JC McCarty Jr & RL Shepherd, 1988a. Registration of three noncommercial germplasm lines of upland cotton tolerant to tobacco budworm. Crop Sci* 28 (1981): 869.
- Haq TU, Akhtar J, Nawaz S, Ahmad R. 2009. Morpho-Physiological Response of Rice (*Oryza sativa* L.) Varieties to Salinity Stress. *Pak J Bot*. 41(6):2943-2956.
- Hardie M, Doyle RB. 2012. Measuring Soil Salinity. *Methods Mol Biol*. 913:415-426. doi:10.1007/978-1-61779-986-0_28.
- Hariadi YC, Nurhayati AY, Soeparjono S, Arif I. 2014. Screening Six Varieties of Rice (*Oryza sativa*) for Salinity Tolerance. *Procedia Environ Sci*. 28:78-87.
- Harun. 2012. *Perhitungan Ketersediaan Air*. Plant Breed Rev. 10:129-168.
- Hasanuzzaman M, Fujita M, Islam MN, Ahamed KU, Nahar K. 2009. Performance of Four Irrigated Rice Varieties under Different Levels of Salinity Stress. *Int. J. Integr. Biol*. 6: 85–90.
- Herwibowo, K. dan Budiana, 2014. *Hidroponik Sayuran*. Jakarta : Penebar Swadaya.
- Hossain N, Muhibbullah M, Ali KMdB, Molla MH. 2015. Relationship Between Soil Salinity and Physico-Chemical Properties of Paddy Field Soils of Jhilwanja Union, Cox's Bazar, Bangladesh. *J Agric Sci*. 7(10):166-180.

- Hosseini SJ, Sarvestani ZT, Pirdashti H. 2012. Analysis of Tolerance Indices in Some Rice (*Oryza sativa* L.) Genotypes at Salt Stress Condition. *Intl Res J Appl Basic Sci.* 3(1):1-10.
- Ilin A, Raiko T. 2010. Practical Approaches to Principal Component Analysis in the Presence of Missing Values. *J Mach Learn Res.* 11:1957-2000.
- Ismail AM, Platten JD, Miro B. 2013. Physiological Bases of Tolerance of Abiotic Stresses in Rice and Mechanisms of Adaptation. *Oryza.* 50(2):91-99.
- Jolliffe IT. 2002. *Principal Component Analysis, Second Edition.* New York (US): Springer-Verlag New York, Inc.
- Karsono, S., Sudarnodjo dan Y. Sutiyoso, 2008. *Hidroponik Skala Rumah Tangga.* Agromedia Pustaka, Jakarta.
- Kibria MG, Hossain M, Murata Y, Hoque MdA. 2017. Antioxidant Defense Mechanisms of Salinity Tolerance in Rice. *Rice Sci.* 24(3):155-162.
- Kose A, Onder O, Bilir O, Kosar F. 2018. Application of Multivariate Statistical Analysis for Breeding Strategies of Spring Safflower (*Carthamus tinctorius* L.). *Turk. J. Field Crops* 23(1): 12-19.
- Kranto S, Chankaew S, Monkham T, Theerakulpisut P, Sanitchon J. 2016. Evaluation for Salt Tolerance in Rice Using Multiple Screening Methods. *J Agr Sci Tech.* 18:1921-1931.
- Krishnamurthy SL, Gautama RK, Sharma PC, Sharma DK. 2016. Effect of Different Salt Stresses on Agro-Morphology Traits and Utilisation of Salt Stress Indices for Reproductive Stage Salt Tolerance in Rice. *Field Crops.* 190(1):26-33.
- Kumar R, Kaul J, Dubey RB, Singode A, Chikkappa GK, Manivannan A, Debnath MK. 2015. Assessment of Drought Tolerance in Maize (*Zea mays* L.) Based on Different Indices. *SABRAO J. Breed. Genet.* 47(3): 291-298.
- Levitt J. 1980. *Responses of Plant to Environmental Stresses.* 2nd Eds. New York (US): Academic Pr. 607 hlm.
- Ma NL, Lah WAC, Kadir NA, Mustaqim M, Rahmat Z, Ahmad A, Lam SD, Ismail MR. 2018. Susceptibility and Tolerance of Rice Crop to Salt Threat: Physiological and Metabolic Inspections. *Plos One.* 13(2): e0192732. doi.org/10.1371/journal.pone.0192732.
- Mahmood A. 2009. A New Rapid and Simple Method of Screening Wheat Plants at Early Stage of Growth for Salinity Tolerance. *Pak J Bot.* 41(1):255-262.
- Makarim AK, Suhartatik E. 2009. *Morfologi dan Fisiologi Tanaman Padi.* Jawa Barat (ID): Balai Besar Penelitian Tanaman Padi Sukabumi.

- Mattjik AA, Sumertajaya IM. 2011. Sidik Peubah Ganda dengan Menggunakan SAS. Statistika F-MIPA IPB, Bogor, Indonesia, pp. 119-128.
- Milligan SB, Gravois KA, Bischoff KP, Martin FA. 1990. Crop Effects on Genetic Relationships Among Sugarcane Traits. *Crop Sci.* 30:927-931.
- Mohamadi SF, Bagheri N, Kiani G, Jelodar NB. 2017. Evaluation of Different Rice Genotypes in Response to Salinity Stress. *BFIJ.* 9(1):174-182.
- Mondal S, Borromeo TH. 2016. Screening of Salinity Tolerance of Rice at Early Seedling Stage. *J Biosci Agric Res.*10(1):843-847.
- Moradi F, Ismail AM, Gregorio GB, Egdane JA. 2003. Salinity Tolerance of Rice During Reproductive Development and Association with Tolerance at the Seedling Stage. *Indian Journal of Plant Physiology* 8: 105-116.
- Munns R., M. Tester. 2008. Mechanism and Salinity Tolerance. *Annu. Rev. Plant Biol.* 59:651-681.
- Nasaruddin, 2015. Fisiologi Hubungan Tanaman dengan Lingkungan. Laboratorium Fisiologi Tumbuhan, Departemen Budidaya Tanaman, Fakultas Pertanian, Universitas Hasanuddin, Makassar.
- Ningrum, D.Y., S. Triyono, dan A. Tusi. 2014. Pengaruh Lama Aerasi Terhadap Pertumbuhan dan Hasil Tanaman Sawi (*Brassica Juncea* L.) pada Hidroponik DFT (*Deep Flow Technique*). *Jurnal Teknik Pertanian Lampung.* 3(1): 83-90.
- Nounjan N, Theerakulpisut P. 2012. Effects of Exogenous Proline and Trehalose on Physiological Responses in Rice Seedlings During Salt-Stress and After Recovery. *Plant Soil Environ* 58(7):309-315.
- Parida AK dan Das AB. 2005. Salt Tolerance and Salinity Effects on Plants: a Review. *Ecotoxicol Environ Safe.* 60:324-349.
- Pradheeban L, Nissanka NAASP, Suriyagoda LDB. 2014. Clustering of Rice (*Oryza sativa* L.) Varieties Cultivated in Jaffna District of Sri Lanka Based on Salt Tolerance During Germination and Seedling Stages. *Trop Agric Res.* 25(3):358-375.
- Pudjiwati E. H. dan D. D. Asmina. 2019. Pengaruh Model Styrofoam dan Sistem Hidroponik terhadap Pertumbuhan dan Hasil Tanaman Pakcoy (*Brassica rapa* L.). *J.Pen Borneo : Jurnal Ilmu Pertanian.* 2(1):26-33.
- Qados AMSA. 2011. Effect of Salt Stress on Plant Growth and Metabolism of Bean Plant *Vicia vaba* (L). *Journal of Saudy Society of Agricultural Sciences.* 10:7-5.

- Rachmawati RY, Kuswanto, Purnamaningsih SL. 2014. Uji Keseragaman dan Analisis Sidik Lintas antara Karakter Agronomis dengan Hasil pada Tujuh Genotip Padi Hibrida Japonica. *Produksi Tanaman*. 2(4): 292-300.
- Rad HE, Aref F, Rezaei M. 2012. Response of Rice to Different Salinity Levels During Different Growth Stage. *RJASET*. 4(17):3040-3047.
- Rajamani S, Sreekanth M, Naik VS, Ratnam M. 2016. Selection Indices for Yield Attributing Characters Improvement in Pigeon Pea (*Cajanus cajan* L. Millspugh). *Int J Life Sci Scienti Res*. 2(2):127-129.
- Reddy INBL, Kim BK, Yoon IS, Kim KH, Kwon TR. 2017. Salt Tolerance in Rice: Focus on Mechanisms and Approaches. *Rice Sci*. 24(3):123-144.
- Safitri H. 2016. Pengembangan Padi Toleran Salinitas melalui Kultur Antera [disertasi]. Bogor (ID): Institut Pertanian Bogor.
- Safitri H, Purwoko BS, Dewi IS, Ardie SW. 2016. Morpho-Physiological Response of Rice Genotypes Grown under Saline Conditions. *J ISSAAS*. 22(1):52-63.
- Safitri H, Purwoko BS, Dewi IS, Ardie SW. 2018. Salinity Tolerance of Several Rice Genotypes at Seedling Stage. *Indones J Agric Sci*. 18(2):63-68.
- Sankar PD, Saleh MAAM, Selvaraj CI. 2011. Rice Breeding for Salt Tolerance. *Res Biotech*. 2(2):1-10.
- Sanstoso S. 2002. SPSS Multivariat. PT. Elex Media Komputendo. Jakarta.
- Seilsepour M, Rashidi M, Khabbaz BG. 2009. Prediction of Soil Exchangeable Sodium Percentage Based on Soil Sodium Adsorption Ratio. *Am Eurasian J Agric Environ Sci*. 5 (1):1-4.
- Setiawan, H., 2017. *Kiat Sukses Budidaya Cabai Hidroponik*. Yogyakarta : Bio Genesis.
- Singh RK, Choundhary BD (2007). *Biometrical Methods in Quantitative Genetic Analysis*. Kalyani Publisher, New Delhi, India pp. 69-78.
- Singh RK, Flowers TJ. 2011. Physiology and Molecular Biology of the Effects of Salinity on Rice. Di dalam: M Pessaraki, editor. *Handbook of Plant and Crop Stress 3rd edn*. Boca Raton, FL (US): CRC Press, Taylor & Francis Group. hlm 899–939.
- Situmorang A., A. Zannati, D. Widyajayantie dan S. Nugroho. 2010. Seleksi Genotipe Padi Mutan Insersi Toleran Cekaman Salinitas berdasarkan Karakter Perumbuhan dan Biokimia. *J. Agron. Indonesia*. 38(1):8-14.

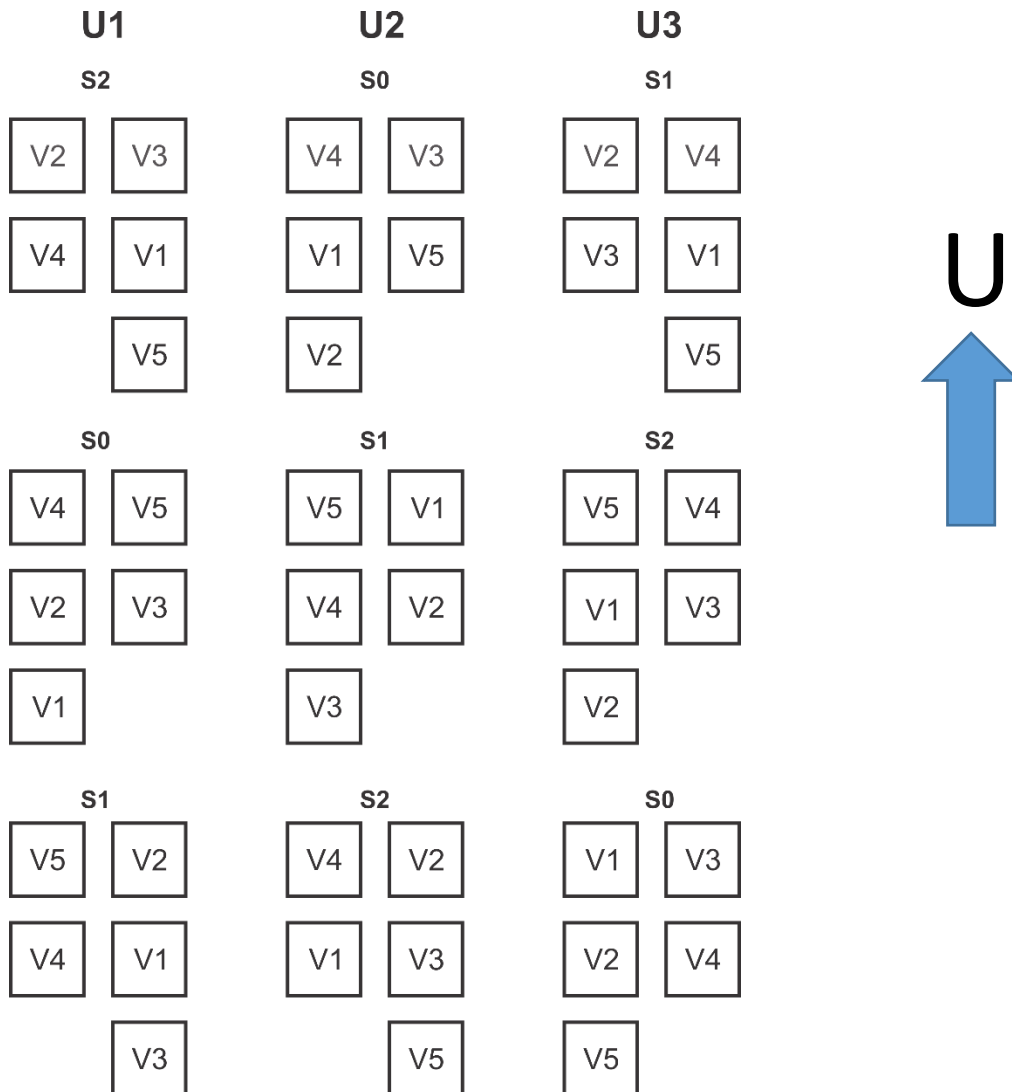
- Stanfield WD. 1983. *Theory and Problems of Genetics*, 2nd edition. Schain"s Outline Series. New Delhi(IN): Mc. Graw Hill Book Co.
- Sultana T, Islam R, Dhury MSNC, Islam MS, Hosain ME, Islam MM. 2014. Performance Evaluation of Two Rice Varieties under Different Levels of NaCl Salinity Stress. *Bangladesh Res Pub J.* 10(2):186-195.
- Suroso DSA, Hadi TW, Latief H, Sofian I, Kasih A, Riawan E. 2010. Study on Patterns of Vulnerability on Coastal Zone of Indonesia [laporan penelitian]. Bandung (ID): Institut Teknologi Bandung.
- Susilo WA, Sulastri D, Djatiwaloejo. 2005. Seleksi dan Pendugaan Parameter Genetik beberapa Sifat Batang Bawah Kakao (*Theobroma cacao* L.) pada Semaian Famili Saudara Tiri. *Pelita Perkebunan.* 21(3): 147-158.
- Syukur M, Sujiprihati S, Yuniarti R. 2012. *Teknik Pemuliaan Tanaman.* Jakarta (ID): Penebar Swadaya.
- Titov S, Bhowmik SK, Islam MM, Siddika A, Sultana S, Haque MdS. 2009. Phenotypic and Genotypic Screening of Rice Genotypes at Seedling Stage for Salt Tolerance. *Revista UDO Agricola.* 9(4):770-775.
- Turan MA, Elkarim AHA, Taban N, Taban S. 2009. Effect os Salt Stress on Growth, Stomatal Resistance, Proline and Chlorophyll Concentrations on Maize Plant. *African Journal of Agricultural Research.* 4(9): 893-897.
- Turkan I, Demiral T. 2009. Recent Developments in Understanding Salinity Tolerance. *Environ Exp Bot.* 67:2-9.
- USDA-ARS. 2008. Research Databases. Bibliography on Salt Tolerance. George E.Brown, Jr. Salinity Lab. US Dep. Agric., Agric. Res. Serv. Riverside,CA.
<http://www.ars.usda.gov/Services/docs.htm?docid=8908>
- Wirnas D, Widodo I, Trikoesoemaningtyas, Sopandie D. 2006. Pemilihan Karakter Agronomi untuk Menyusun Indeks Seleksi pada 11 Populasi Kedelai Generasi F6. *Bul Agron.* 34(1): 19-24.
- Yaghubi M, Nematzadeh G, Pirdashti H, Modarresi M. 2013. Change in some Morphological Traits of Two Contrast Rice (*Oryza sativa* L.) Cultivars in Response to Salinity. *Int J Farm Alli Sci.* 2(22):1037-1041.
- Yong AG, Pearce S (2013). A beginner's Guide to Factor Analysis: Focusing on Exploratory Factor Analysis. *Tutor. Quant. Methods Psychol.* 9(2): 79-94.
- Yoshida S. 1981. *Fundamentals of Rice Crop Science.* Los Banos (PH): The Internastional Rice Research Institute.

Zeng L, Shannon MC, Lesch SM. 2001. Timing of Salinity Stress Affect Rice Growth and Yield Components. *Agric Water Management*. 48:191-206.

Zhu JK. 2002. Salt and Drought Stress Signal Transduction in Plants. *Ann Rev Plant Biol*. 53:247-273.

LAMPIRAN

Lampiran 1. Denah percobaan pot



Keterangan:

- | | |
|------------------------------|----------------|
| S0 : NaCl 0 mM | V2 : Ciherang |
| S1 : NaCl 60 mM | V3 : IR 29 |
| S2 : NaCl 120 mM | V4 : Inpari 29 |
| V1 : Inpari 34 Salin Agritan | V5 : Jeliteng |

Lampiran 2. Denah percobaan hidroponik DFT

| Normal | | | | | |
|--------|----|----|----|----|----|
| U1 | | U2 | | U3 | |
| V1 | V2 | V3 | V4 | V5 | V3 |
| V4 | V5 | V5 | V2 | V1 | V2 |
| V3 | | | V1 | | V4 |

| S1 | | | | | |
|----|----|----|----|----|----|
| U1 | | U2 | | U3 | |
| V1 | V2 | V2 | V3 | V5 | V4 |
| V4 | V5 | V5 | V1 | V2 | V3 |
| V3 | | | V4 | V1 | |

| S2 | | | | | |
|----|----|----|----|----|----|
| U1 | | U2 | | U3 | |
| V1 | V2 | V3 | V4 | V2 | V1 |
| V4 | V5 | V1 | V2 | V5 | V4 |
| V3 | | V5 | | | V3 |



Keterangan:

| | | | |
|----|---------------------------|----|-------------|
| S0 | : NaCl 0 mM | V2 | : Ciherang |
| S1 | : NaCl 60 mM | V3 | : IR 29 |
| S2 | : NaCl 120 mM | V4 | : Inpari 29 |
| V1 | : Inpari 34 Salin Agritan | V5 | : Jeliteng |

Lampiran 3. Deskripsi padi varietas Inpari 34 Salin Agritan

| | |
|-------------------|---|
| Nomor seleksi | : IR78788-B-B-10-1-2-4-AJY1 |
| Asal seleksi | : BR41XIR61920-3B-22-2 |
| Golongan | : Cere |
| Umur tanaman | : ±102 hari setelah semai |
| Bentuk tanaman | : Tegak |
| Tinggi tanaman | : ±107 cm |
| Daun bendera | : Tegak |
| Bentuk gabah | : Panjang ramping |
| Warna gabah | : Kuning bersih |
| Kerontokan | : Sedang |
| Kerebahan | : Agak tahan |
| Tekstur nasi | : Agak pera |
| Kadar amilosa | : ± 22.8% |
| Bobot 1000 butir | : ± 24.9 gram |
| Rata-rata hasil | : 5.1 ton/ha pada KA 14% |
| Potensi hasil | : 8.1 ton/ha |
| Hama | : Agak tahan terhadap wereng batang coklat biotipe 1, agak rentan terhadap wereng batang coklat biotipe 2 dan 3 |
| Penyakit | : Agak tahan terhadap hawar daun bakteri patotipe III, rentan terhadap hawar daun bakteri patotipe IV, agak rentan terhadap hawar daun bakteri patotipe VIII, rentan terhadap virus tungro ras subang, tahan terhadap penyakit blas ras 033 dan 173, agak tahan terhadap blas ras 073, rentan terhadap blas ras 133 |
| Anjuran tanam | : Toleran salin pada fase bibit pada cekaman 12 dSm ⁻¹ serta cocok ditanam di lahan sawah dataran rendah sampai sedang (0-500 mdpl) |
| Instansi pengusul | : BB Padi |
| Pemulia | : Priatna Sasmita, Nafisah, Cucu Gunarsih, Trias Sitaresmi, Moch. Yamin Samaullah, Satoto, I Made Jana Mejaya |
| Dilepas tahun | : 2014 |
| SK menteri | : 1252/Kpts/SR.120/12/2014 |

Lampiran 4. Deskripsi padi varietas Ciherang

| | |
|-------------------|--|
| Nomor seleksi | : S3383-1d-Pn-41-3-1 |
| Asal seleksi | : IR18349-53-1-3-1-3/3*IR19661-131-3-1-3//4*IR64 |
| Umur tanaman | : 116-125 hari |
| Bentuk tanaman | : Tegak |
| Tinggi tanaman | : 91-106 cm |
| Daun bendera | : Tegak |
| Bentuk gabah | : Ramping panjang |
| Warna gabah | : Kuning bersih |
| Kerontokan | : Sedang |
| Kerebahan | : Sedang |
| Tekstur nasi | : Pulen |
| Kadar amilosa | : 23% |
| Indeks glikemik | : 88 |
| Bobot 1000 butir | : 27-28 gram |
| Rata-rata hasil | : 5-7 ton/ha |
| Hama | : Tahan terhadap wereng coklat biotipe 2 dan agak tahan terhadap wereng coklat biotipe 3 |
| Penyakit | : Tahan terhadap hawar daun bakteri strain III, rentan terhadap strain IV dan VIII |
| Anjuran tanam | : Lahan sawah irigasi dataran rendah sampai ketinggian 500 mdpl |
| Instansi pengusul | : BB Padi |
| Pemulia | : Tarjat T, Z. A. Simunallang, E. Sumadi, dan Aan A. Daradjat |
| Dilepas tahun | : 2000 |
| SK menteri | : 60/Kpts/TP.240/2/2000 Tanggal 25 Februari 2000 |


Lampiran 5. Deskripsi padi varietas Inpari 29

| | |
|-------------------|--|
| Nomor seleksi | : B13138-7-MR-2-KA-1 |
| Asal seleksi | : IR69502-6-SKN-UBN-1-B-1-3/ KAL-9418F// Pokkali/ Angke |
| Golongan | : Cere |
| Umur tanaman | : ±110 hari setelah semai |
| Bentuk tanaman | : Tegak |
| Tinggi tanaman | : ±113 cm |
| Daun bendera | : Tegak |
| Bentuk gabah | : Panjang ramping |
| Warna gabah | : Kuning bersih |
| Kerontokan | : Sedang |
| Kerebahan | : Sedang |
| Tekstur nasi | : Pulen |
| Kadar amilosa | : ± 21.1% |
| Bobot 1000 butir | : ± 25 gram |
| Rata-rata hasil | : 6.5 ton/ha |
| Potensi hasil | : 9.5 ton/ha |
| Hama | : Agak rentan terhadap wereng batang coklat biotipe 1, rentan terhadap wereng batang coklat biotipe 2 dan 3 |
| Penyakit | : Agak rentan terhadap hawar daun bakteri patotipe II, rentan terhadap hawar daun bakteri patotipe IV dan VIII |
| Cekaman abiotik | : Toleran terendam selama 14 hari fase vegetatif |
| Anjuran tanam | : Baik ditanam di sawah irigasi dataran rendah sampai ketinggian 400 m dpl terutama di daerah rawan banjir |
| Instansi pengusul | : BB Padi |
| Pemulia | : Yudhistira Nugraha, Supartopo, dan Suwarno |
| Dilepas tahun | : 2012 |
| SK menteri | : 2291.1/Kpts/SR.120/6/2012 |


Lampiran 6. Deskripsi padi varietas Jeliteng

| | |
|------------------|---|
| Asal persilangan | : Ketan Hitam / Pandan Wangi Cianjur |
| Golongan | : Cere |
| Umur tanaman | : ± 113 hari |
| Bentuk tanaman | : Tegak |
| Tinggi tanaman | : ± 106 cm |
| Daun bendera | : Tegak |
| Bentuk gabah | : Ramping |
| Warna gabah | : Kuning jerami |
| Kerontokan | : Sedang |
| Kerebahan | : Tahan rebah |
| Tekstur nasi | : Pulen |
| Kadar amilosa | : 19,6 % |
| Berat 1000 butir | : ± 24,4 gram |
| Rata-rata hasil | : ± 6,18 ton/ha |
| Potensi hasil | : ± 9,87 ton/ha |
| Hama | : Agak tahan WBC 1, agak rentan WBC 2 dan 3 |
| Penyakit | : Tahan HDB IV, agak tahan HDB III dan VIII, tahan blas ras 033 dan 073, agak tahan blas ras 133 dan 073, rentan tungro |
| Anjuran tanam | : Baik ditanam untuk lahan sawah irigasi pada ketinggian 0-600 mdpl |
| Tahun dilepas | : 2019 |
| Pemulia | : Heni Safitri, Buang Abdullah, Sularjo, Cahyono |
| SK menteri | : 167/HK.540/C/01/2019 |


Lampiran 7. Fenotipe tanaman 65 HST pada cekaman fase vegetatif













Lampiran 8. Fenotipe tanaman pada cekaman fase generatif



Lampiran 9. Fenotipe tanaman 65 HST pada cekaman seluruh fase



Lampiran 10. Fenotipe tanaman 90 HST pada percobaan pot

| | 0 mM NaCl | 60 mM NaCl | 120 mM NaCl |
|----------------------------|---|---|--------------|
| Inpari 34 Salin Agritan |  |  | Tanaman Mati |
| Ciherang |  |  | Tanaman Mati |
| IR 29 |  |  | Tanaman Mati |
| Inpari 29 |  |  | Tanaman Mati |
| Jeliteng |  |  | Tanaman Mati |