

## DAFTAR PUSTAKA

1. Breast cancer: prevention and control. World Health Organization; 2012;  
Available from: <http://www.who.int/entity/cancer>.
2. Breast Cancer Incidence and Mortality Worldwide in 2008 Summary.  
IARC; 2010 [cited 2012]; Available from:  
<http://globocan.iarc.fr/factsheets/cancers>.
3. Jika Tidak Dikendalikan 26 Juta Orang di Dunia menderita Kanker. Pusat  
Komunikasi Publik; 2010; Available from: <http://www.depkes.go.id>.
4. Sudarianto. Kasus Kanker Tertinggi di Sulsel: Kanker Payudara 2010.  
Available from: <http://dinkes-sulsel.go.id/new>.
5. Obesity and Cancer Risk [Fact Sheet]: National Cancer Institute; 2012;  
Available from: <http://www.cancer.gov/>.
6. Obese and Overweight Women May Have Higher Risk of Recurrence  
[database on the Internet]. breastcancer.org. 2012. Available from:  
<http://www.breastcancer.org/research-news>.
7. Kumar V, S. Cotran R, Robins SL. Buku Ajar Patologi. In: Hartanto H,  
Darman N, Wulandary N, editors. Sistem Genitalia Perempuan dan Payudara. 7  
ed. Jakarta: EGC; 2007. p. 794-801.
8. J. Winchester D, P. Winchester D. Atlas of Clinical Oncology Breast  
Cancer. In: D. Steele G, L. Phillips T, A. Chabner B, editors. Histopathology of  
Malignant Breast Disease. Canada: B.C. Decker; 2000. p. 90.

9. Cost Analysis. Centers for Disease Control and Prevention U.S. Department of Health & Human Services; [cited 2012]; Available from: <http://www.cdc.gov/owcd/eet/Cost>.
10. E.Siegel J. Cost-of-Illness Studies—A Primer. RTI International RTI-UNC Center of Excellence in Health Promotion Economics; 2006.
11. R.Gold M, E.Siegel J, B.Russell L, C.Weinstein M. Cost-effectiveness in Health and Medicine: Oxford University Press; 1996.
12. Groot MT, Baltussen R, Groot CAU-d, Anderson BO, and Gabriel N. Hortobágyi M. Costs and Health Effects of Breast Cancer Interventions in Epidemiologically Different Regions of Africa, North America, and Asia. The Breast Journal. 2006;12:81-90.
13. Budiarto E. Metodologi Penelitian Kedokteran: Sebuah Pengantar. Jakarta: EGC; 2004.

**Data Sekunder Penderita Kanker Payudara di RSUD Labuang Baji Makassar**

**Periode 1 Januari- 31 Desember 2012**

<b>RM</b>	<b>nama</b>	<b>jaminan</b>	<b>status gizi/IMT</b>	<b>akomodasi</b>	<b>Laboratorium/ penunjang</b>	<b>obat dan alkes</b>	<b>jasa anestesi /konsul</b>	<b>tindakan di Ruang Perawatan</b>	<b>lain-lain</b>	<b>jumlah</b>
256016	Murtina B	JKM	16.88	540,000		6,359,747				6,899,747
230450	Nurcaya	JKD	GC	360,000	493,000	127,778	90,000	21,000		1,091,778
212887	mariana	JKD	GL	599,500	950,000	1,992,233	90,000	387,500	2,400	4,021,633
244787	sunni Dg Ngangke	JKD	GC	199,500	50,000		90,000			339,500
238060	Bairah Dg Puji	JKD	GC	440,000	821,500	1,760,200	378,000	67,500		3,467,200
239544	Dg Ngasseng	JKD	GC	202,500		200,200	54,000	108,000		564,700
236160	isyah	JKD	GK	760,000	181,000	5,598,118		260,000		6,799,118
237862	Dg Basse	JKD	GL	880,000	1,296,500	3,978,906	510,500	305,000		6,970,906
237074	harwiyah	JKD	20	560,000	1,461,300	4,992,379	330,700	252,500	2,400	7,599,279
239518	hasna	JKD	GK	412,000	821,500	2,755,000	175,500	461,200		4,625,200
238756	jeny fika R	JKD	GC	120,000	639,800	1,564,800	155,200	92,500		2,572,300
258505	rahmawati	JKM	GC	320,000		1,649,729	45,000			2,014,729
230497	Dg Kenang	JKM	GL	800,000	658,000	5,956,792	175,500	13,500		7,603,792
248250	Hj.Hunanisah	JKD	GL	1,222,000	1,183,000	3,250,066	265,500	1,369,900		7,290,466
243668	salmah	JKD	49.5	760,000	454,000	1,752,450	90,000	955,000		4,011,450
249225	Halima	JKD	GC	320,000	950,000	1,816,560	63,000	72,000		3,221,560
239405	Nurhayati	ASK	GC	360,000		415,500				775,500
263067	nong	JKM	GC	540,000	200,000	1,424,154				2,164,154
236117	nursiah dg kenang	JKM	GC	1,122,000	200,000	5,869,471	180,000	437,000		7,808,471
260634	Haryah Dg bj	JKM	GL	270,500	50,000	2,016,752	90,000			2,427,252
255193	Suriani	JKD	GC	720,000	708,000	1,815,732	45,000	905,000		4,193,732
238576	Hatimah	JKM	GC	680,000	700,000	2,140,461	45,000	192,000		3,757,461
246118	Murni	JKD	GL	1,022,000	1,488,300	4,988,981	90,000	608,500		8,197,781
242729	Hasbiah	JKD	GC	240,000	639,800	1,423,750	45,000	22,500		2,371,050
251322	Hasniati	JKD	GC	280,000	691,800	1,561,152	45,000			2,577,952
257794	Musdalifah	JKD	GC	120,000	639,800	1,409,292	45,000	22,500		2,236,592
206166	Basse Dg Tayu	JKD	32.44	1,422,000	2,131,500	4,742,201	45,000	1,421,000		9,761,701
256357	Jae dg pati	JKD	GC	400,000	964,500	2,893,303	36,000	495,000		4,788,803
	<b>jumlah</b>			<b>15,672,000</b>	<b>18373300</b>	<b>74,455,707</b>	<b>3178900</b>	<b>8469100</b>	<b>4800</b>	

Data Sekunder Penderita Kanker Payudara di RSUP Dr Wahidin Sudiro Husodo Makassar										
Periode 1 Januari- 31 Desember 2012										
RM	Nama	status gizi (IMT)	administrasi	akomodasi	jasa dkter/perawat	penunjang (lab, rad,PA, EKG)	tindakan (UGD, OK, perawatan)	kemoterapi	obat dan alkes	lain-lain
533798	HJ ASMAWATY R	24.9	150,000	7,380,000	5,172,000	390,000	7,747,200	2,310,000	60,116	0
482324	BESSE SUHARNI	21.64	150000	8,356,000	6,600,000	299,700	627,600	2,310,000	68,918	
554414	DARMAWATI	21.87	45,000	1,080,000	720,000		423,000	990,000	424,524	
566255	ENI BUNGA PASA	28.5	7,500	4,032,000	1,782,500	6,589,500	9,319,000		22,954,890	
558537	HAMIRA	16.6	7,500	1,332,000	576,000	3,809,500	1,268,500	165,000	2,031,885	
535890	HASMAWATI	18.89	60,000	9,783,000	5,338,000	32,480,250	5,974,000	1,155,000	35,459,131	36,000
535600	HASNIATI	20.44	75,000	2,817,000	1,606,500	5,384,500	2,423,000	1,320,000	10,763,643	420,000
547167	HASRIANI DG ROMBA	GK	7,500	63,000	27,000	50,000	216,500		405,326	974,850
467707	MARIAMA, ANDI, HJ	29.6	95,000	1,965,000	1,310,000		369,000	1,650,000	370,436	
540554	JUMASARI	GK	7,500	1,638,000	702,000	7,939,000	1,570,000		703,718	
567658	KARMILA. L. B	22.66	30,000	2,295,000	1,305,000	3,512,500	2,380,000	660,000	24,349,840	210,000
406924	MARIANI	25.1	7,500	945,000	405,000	2,927,500	900,500		886,559	
532219	MAKJUNI DG NGENG	22.22	15,000	1,449,000	738,000	6,277,000	1,727,000		5,585,891	
548013	MUKHRINA	GK	15,000	2,331,000	1,321,900	5,120,500	1,300,500		3,330,304	
526130	HJ NORMA	17.77	25,000	1,260,000	900,000	1,905,000	178,000		43,852	
524700	NORMA SANUSI	GC	45,000	945,000	630,000	105000	263,000	990,000	272,119	
477301	RUDI	GK	30,000	2,898,000	1,467,000	4,765,000	3,441,000	330,000	7,625,021	468,300
518312	REGINA NAMA	GK	52,500	3,141,000	1,656,000	1,819,500	3,492,000	660,000	20,175,709	630,000
578089	SALMA SILI	GC	7,500	378,000	175,500	252,000	375,000		1,954,839	
536232	SOFYANI ABAS	GC	7,500	218,000	92,000					
579101	SOHO	18.6	7,500	1,584,000	711,000	3,021,000	1,375,000	165,000	10,768,163	83,150
556482	WA RUFYNI	28.88	7,500	126,000	54,000		109,000			
570909	YULIANTI	GK	7,500	189,000	81,000	137,000	325,000		190,141	
573803	ZAMINDAR	GC	50,000	11,239,000	10,070,000	9,969,000	4,263,000	330,000	2,974,487	1,470,000
483426	ISIA	25.28	52,500	3,303,000	1,737,000	2,646,500	1,969,500	990,000	27,188,741	420,000
535846	NN.T.SUSMIATY	24.97	65,000	5,730,000	4,156,000	7802000	871,500	660,000	265,776	
540323	ARDIANLANDI	GC	7,500	218,000	92,000	649,500	184,000		40,739	210,000
567635	AISYA	15.6	15,000	2,025,000	900,000	4,418,000	1,565,500	165,000	1,289,534	
558713	ANGELINA ANITA MA	19.72	75,000	3,780,000	2,520,000	1,382,500	72,000	990,000		
571040	AZISAH	26.6	15,000	1,404,000	666,000	4076000	1,498,500	330,000	15,335,022	
472663	BUNGALLA	22.9	30,000	2,311,000	1,017,000	362,500	1,610,500	660,000	19,545,597	1,260,000
245087	HAMINAH	30.6	7,500	441,000	256,500	1,389,000	187,000		666,503	
560095	HAPIDAH. P	29.13	87,500	9,392,000	8,232,000	12,179,000	3,236,000	660,000	704,093	
519283	ASNI	24.23	22,500	1,701,000	729,000	7,514,500	182,500		642,113	
568104	HJ. SARIANTI	GK	7,500	218,000	92,000	884,500	314,500		133,200	
522830	KASMA	18.07	37,500	1,683,000	1,107,000		1,153,500	660,000	14,256,308	
267386	MASIRAH	GC	45,000	810,000	540,000		459,000	825,000	457,368	
534265	NADIRAH	GC	25,000	2,100,000	1,708,000	1,532,500	73,100	330,000	107,383	
565626	NAIMA	21.63	22,500	405,000	270,000		131,500	495,000	182,524	
523024	NASRAH	24.44	150,000	11,340,000	7,770,000	11,637,000	872,100	1,650,000	78,822	
533545	NASRI	23.13	45,000	1,773,000	1,017,000	7,067,000	824,500	825,000	21,819,646	
566211	NURJANA GULLA	GL	30,000	1,863,000	927,000	3,137,000	1,550,000	660,000	8,902,631	
582804	NURMI	GL	7,500	1,458,000	657,000	4,132,500	979,000	330,000	2,651,035	
564793	NURMIN	GC	7,500	441,000	189,000	805,000	763,000		1,691,532	
400902	ULFA ABD. RAHMAN	35.44	47,500	2,640,000	1,900,000	1,210,500	293,600	825,000	240,919	
585142	RABAJI DG. LINO	GC	7,500	2,394,000	1,242,000	8,354,500	3,030,500		9,926,176	
555004	RAHMAWATI	23.8	45,000	810,000	540,000		423,000	990,000	438,658	
548765	RAMA	GC	7,500	630,000	270,000	2,530,000	90,000		226,971	
584849	RATNA	18.36	7,500	2,520,000	1,147,500	8,884,000	2,655,000		1,927,672	
529209	ROSDIANA	GK	7,500	3,780,000	2,075,000	6,447,500	1,768,000		4,848,841	524,000
211046	SAHARIA A	23.24	122,500	7,524,000	5,504,000	8,629,500	1,524,700	1,485,000	355,611	420,000
529027	SIDARIA	21.48	75,000	19,429,000	22,082,000	13,421,000	4,822,400	1,650,000	2,795,939	1,260,000
576163	SRI ADRIYANI	20.5	25,000	4,620,000	3,920,000	9,168,000	733,000		243,609	
525589	SUNARTI	21.3	7,500	882,000	378,000	3,08,500	771,000		317,951	
575176	HABI	22.21	7,500	378,000	162,000				345,883	
	<b>Jumlah</b>		<b>2,027,500</b>	<b>165,447,000</b>	<b>117,243,400</b>	<b>227,013,450</b>	<b>84,675,200</b>	<b>28,215,000</b>	<b>289,026,309</b>	<b>8,386,300</b>

Data Sekunder Penderita Kanker Payudara di RSUP Dr Wahidin Sudiro Husodo Makassar								
Periode 1 Januari- 31 Desember 2012								
RM	Nama	status gizi/IMT	total tagihan	askes	jamkesmas	jamkesda	subsidi pihak lain	out of pocket
533798	HJ ASMAWATY R	GL	23,318,316	26,817,000			1,100,116	1,259,000
482324	BESSE SUHARNI	21.64	29,116,218	26,580,739			3,665,879	150,000
554414	DARMAWATI	21.87	3,682,524	4,700,000			847,524	45,000
566255	ENI BUNGA PASA	28.5	44,701,390		24,653,734		20,062,656	
558537	HAMIRA	16.6	9,217,385		6,164,165		3,053,220	
535890	HASMAWATI	18.89	90,530,381			63,480,388	25,944,993	1,105,000
535600	HASNIATI	20.44	24,072,607		19,162,966		4,909,641	
547167	HASRIANI DG ROMBA	GK	1,744,176		705,138		1,039,038	
467707	MARIAMA, ANDI, HJ	29.6	5,756,436	6,523,164			571,272	484,000
540554	JUMASARI	GK	12,560,218		8,317,718		4,242,500	
567658	KARMILA. L. B	22.66	34,750,340		29,608,377		5,141,963	
406924	MARIANI	25.1	6,107,559		3,954,777		2,152,782	
532219	MARJUNI DENGNGENG	22.22	15,791,891		5,408,000		10,383,891	
548013	MUKHRINA	GK	14,961,704			13,938,684	764,000	259,100
526130	HJ NORMA	17.77	4,211,852	3,311,500			1,514,852	25,000
524700	NORMA SANUSI	GC	3,250,119	4,546,248			416,371	45,000
477301	RUDI	GK	20,642,321		10,344,219		10,298,102	
518312	REGINA NAMA	GK	31,827,709		21,437,526		10,390,183	
578089	SALMA SILI	GC	3,142,839		2,452,095		690,744	
536232	SOFYANI ABAS	GC	317,500	500,000				7,500
579101	SOHO	18.6	17,714,813		11,126,487		6,603,326	
556482	WA RUFYNI	28.88	296,500		250,000		46,500	
570909	YULIANTI	GK	1,482,141			1,372,141	110,000	
573803	ZAMINDAR	GC	40,260,387	35,908,000			10,820,128	169,300
483426	ISIA	25.28	38,307,241		34,165,092		4,142,149	
535846	NN.T.SUSMIATY	24.97	19,577,376	23,340,519			1,517,007	65,000
540323	ARDIANI,ANDI	GC	1,401,739	1,278,489			400,500	7,500
567635	AISYA	15.6	10,378,034		7,167,534		3,210,500	
558713	ANGELINA ANITA MA	19.72	8,516,600	8,215,250			450,000	75,000
571040	AZISAH	26.6	23,324,522		19,478,042		3,846,480	
472663	BUNGALIA	22.9	26,566,597		18,996,820		7,679,777	
245087	HAMINAH	30.6	2,947,503			1,920,106	183,500	843,900
560095	HAPIDAH. P	29.13	34,490,593	35,317,000			6,526,093	87,500
519283	ASNI	24.23	10,791,613		6,847,000		3,944,613	
568104	HJ. SARIANTI	GK	1,649,700	1,484,500			684,200	7,500
522830	KASMA	18.07	18,897,308		17,041,392		1,855,916	
267386	MASIRAH	GC	3,136,368	4,665,147			521,221	45,000
534265	NADIRAH	GC	5,875,983	5,518,233			701,400	25,000
565626	NAIMA	21.63	1,506,600					1,506,600
523024	NASRAH	24.44	33,498,922	37,658,000			1,763,922	150,000
533545	NASRI	23.13	33,371,146		29,214,813		4,156,333	
566211	NURJANA GULLA	GL	17,069,631		14,730,972		2,353,659	
582804	NURMI	25	10,215,035		7,662,593		2,552,442	
564793	NURMIN	GC	3,897,032		2,878,050		1,078,382	
400902	ULFA ABD. RAHMAN	35.44	7,017,519	7,790,669			618,000	47,500
585142	RABAJI DG. LINO	GC	24,954,676		11,455,603		13,499,073	
555004	RAHMAWATI	23.8	3,246,658	3,900,000			861,658	45,000
548765	RAMA	GC	3,754,471		2,516,971		1,237,500	
584849	RATNA	18.36	17,141,672		11,468,224		5,673,448	
529209	ROSDIANA	GK	19,483,841		9,726,977		9,765,864	
211046	SAHARIA A	23.24	25,529,811	29,537,115			1,604,311	1,479,000
529027	SIDARIA	21.48	65,535,339	52,306,250			18,398,939	75,000
576163	SRI ADRIYANI	20.5	18,718,609	22,659,500			1,990,109	25,000
525589	SUNARTI	21.3	5,440,951		3,202,000		2,238,951	
575176	HABI	22.21	893,383		885,883		7,500	
	<b>Jumlah</b>		<b>936,593,799</b>	<b>342,557,323</b>	<b>341023168</b>	<b>80711319</b>	<b>228,233,128</b>	<b>8,033,400</b>

**Data Primer Penderita Kanker Payudara di RSUP Dr Wahidin Sudiro Husodo dan RSUD Labuang Baji  
Periode 1 Januari- 31 Desember 2012**

<b>No</b>	<b>Nama</b>	<b>Rumah Sakit</b>	<b>Umur (tahun)</b>	<b>Status Gizi</b>	<b>biaya langsung Non medical</b>
1	rabaji	RSWS	53	normal	3,330,000
2	ratna	RSWS	37	normal	5,000,000
3	irmawaty	RSWS	35	normal	10,108,800
4	azisah	RSWS	52	gizi lebih	700,000
5	simba	RSLB	41	gizi lebih	1,200,000
6	dg basse	RSLB	50	gizi lebih	5,000,000
7	nurmi	RSWS	54	gizi lebih	70,000,000
8	asmawaty	RSWS	55	gizi lebih	1,090,000
9	nurjannah gulla	RSWS	51	gizi lebih	20,125,000
10	rahmatiah	RSWS	33	gizi lebih	1,500,000
11	Hj andi mariama	RSWS	69	gizi lebih	13,000,000
12	rosmaeni	RSWS	26	gizi lebih	15,000,000
13	maica	RSWS	43	normal	1,900,000
14	ny. S	RSWS	52	gizi lebih	10,020,000
15	harianti	RSWS	45	normal	6,100,000
16	jae dg pati	RSLB	44	normal	80,000
17	widiastuti	RSLB	38	gizi lebih	100,000

```

EXAMINE VARIABLES=Directmedical BY Gizi
  /PLOT BOXPLOT STEMLEAF NPLOT
  /COMPARE GROUP
  /STATISTICS DESCRIPTIVES
  /CINTERVAL 95
  /MISSING LISTWISE

  /NOTOTAL.

NPAR TESTS
  /M-W= Directmedical BY Gizi(1 2)

  /MISSING ANALYSIS.

```

## NPar Tests

[DataSet1] E:\KPD new.sav

## Mann-Whitney Test

Ranks				
	Status gizi responden	N	Mean Rank	Sum of Ranks
Biaya pengobatan langsung medical	obese	21	48.00	1008.00
	non-obese	62	39.97	2478.00
	Total	83		

Test Statistics <sup>a</sup>	
	Biaya pengobatan langsung medical
Mann-Whitney U	525.000
Wilcoxon W	2478.000
Z	-1.320
Asymp. Sig. (2-tailed)	.187

a. Grouping Variable: Status gizi responden

## Status gizi responden

### Case Processing Summary

Status gizi responden		Cases					
		Valid		Missing		Total	
		N	Percent	N	Percent	N	Percent
Biaya pengobatan langsung medical	obese	21	100.0%	0	.0%	21	100.0%
	non-obese	62	100.0%	0	.0%	62	100.0%

### Descriptives

Status gizi responden			Statistic	Std. Error
Biaya pengobatan langsung medical	obese	Mean	13.495.933,43	2.754.113,318
		95% Confidence Interval for Mean	Lower Bound 7.750.953,72	Upper Bound 19.240.913,14
	5% Trimmed Mean	12.506.877,64		
	Median	7.603.792,00		
	Variance	1.593E14		
	Std. Deviation	12.620.932,752		
	Minimum	296.500		
	Maximum	44.701.390		
	Range	44.404.890		
	Interquartile Range	16.558.812		
	Skewness	1.332	.501	
	Kurtosis	.829	.972	
	non-obese	Mean	12.473.112,97	2.056.036,017



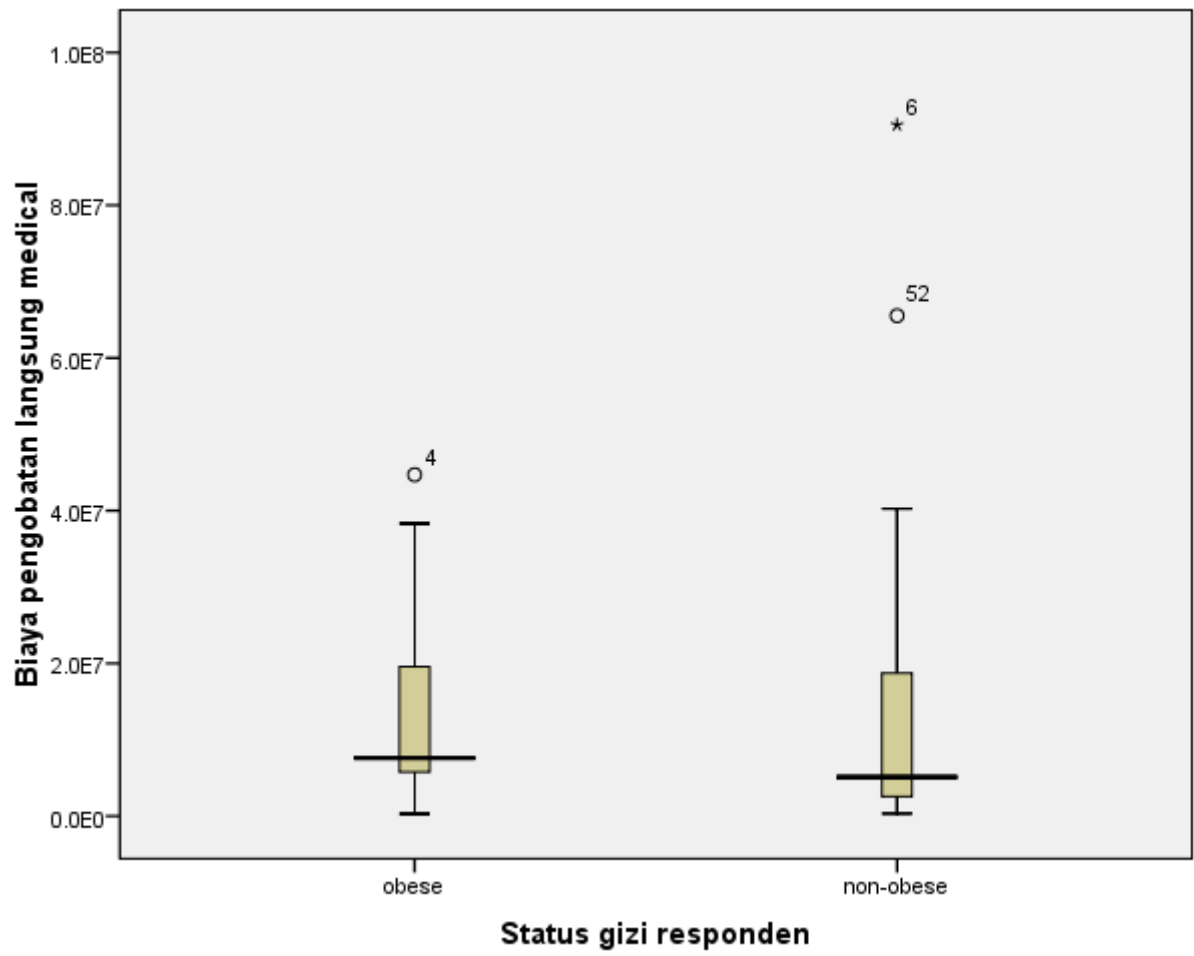
95% Confidence Interval for Mean	Lower Bound	8.361.814,86	
	Upper Bound	16.584.411,08	
5% Trimmed Mean		10.255.064,75	
Median		5.114.877,00	
Variance		2.621E14	
Std. Deviation		16.189.243,787	
Minimum		317.500	
Maximum		90.530.381	
Range		90.212.881	
Interquartile Range		16.241.296	
Skewness		2.653	.304
Kurtosis		9.213	.599

#### Tests of Normality

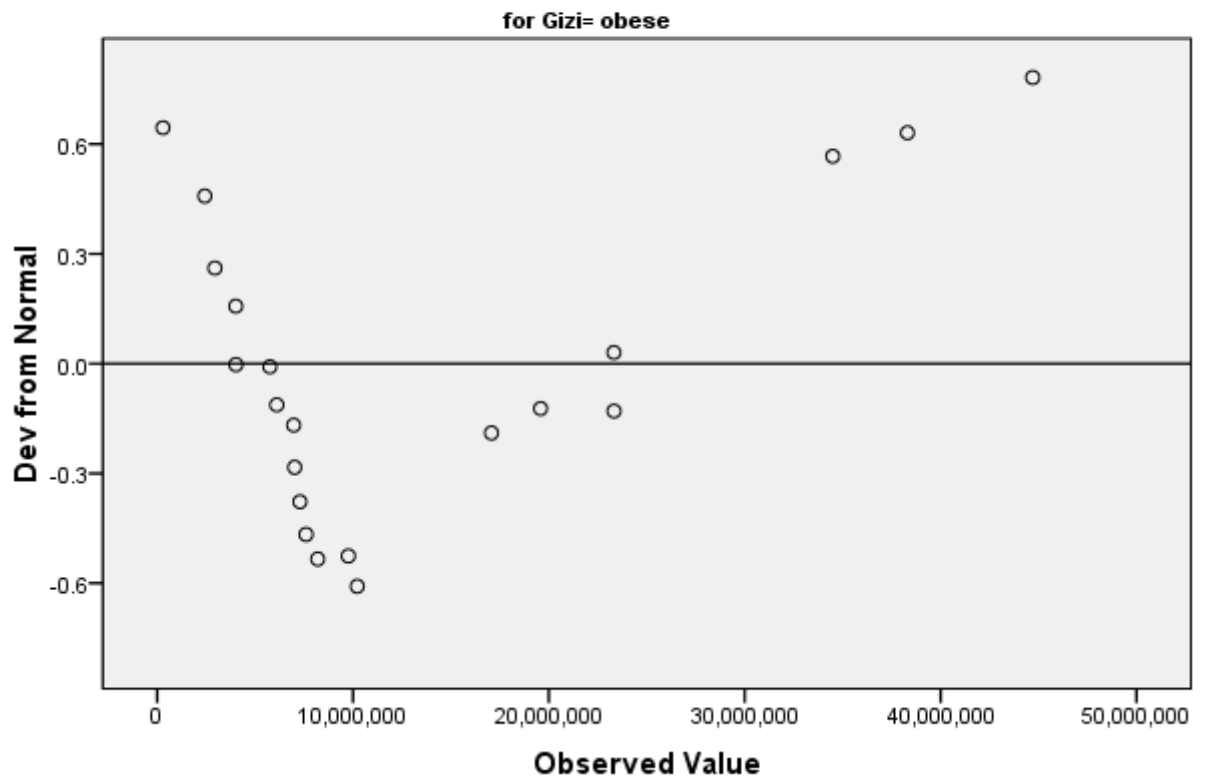
	Status gizi responden	Kolmogorov-Smirnov <sup>a</sup>			Shapiro-Wilk		
		Statistic	df	Sig.	Statistic	df	Sig.
Biaya pengobatan langsung medical	obese	.269	21	.000	.822	21	.001
	non-obese	.226	62	.000	.700	62	.000

a. Lilliefors Significance Correction

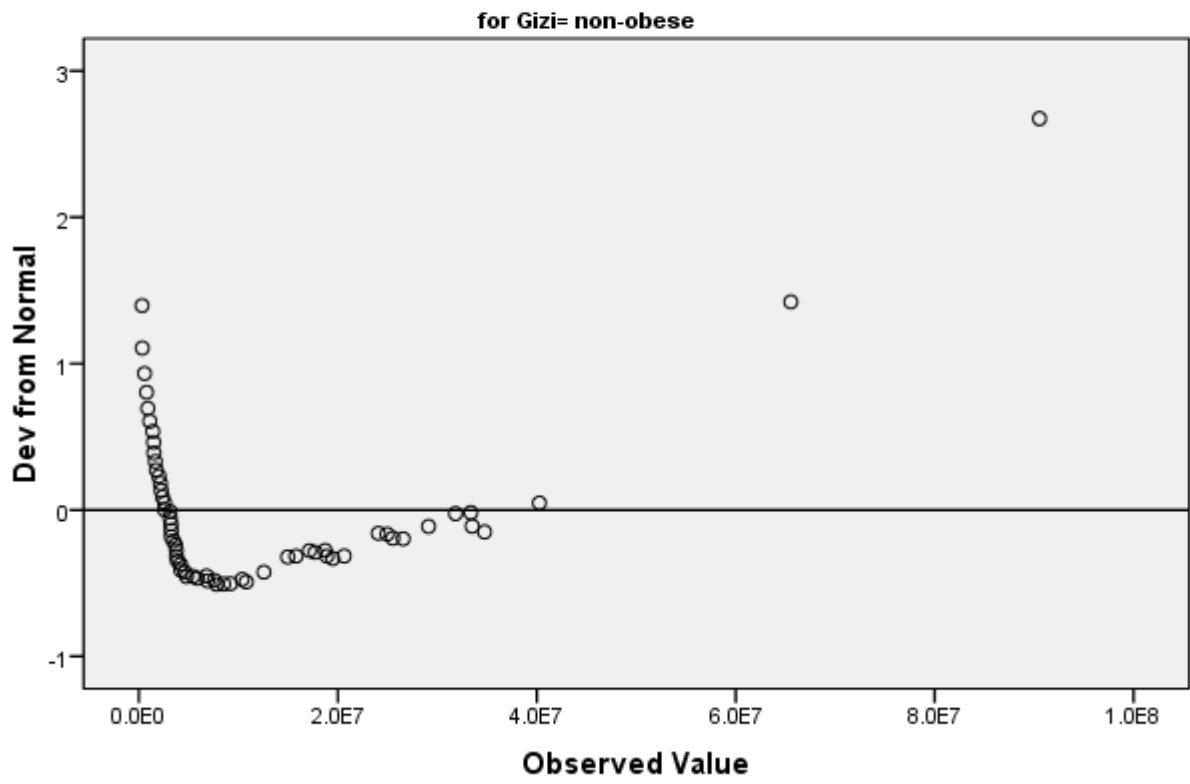
## Biaya pengobatan langsung medical



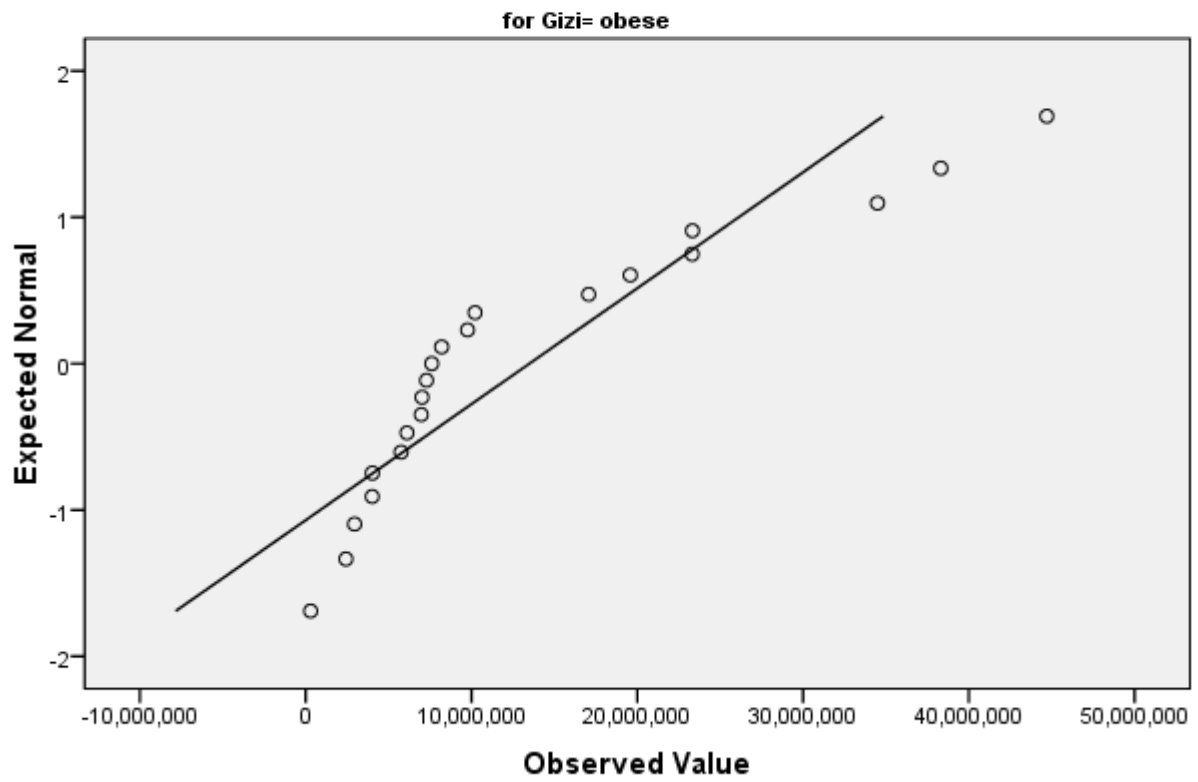
### Detrended Normal Q-Q Plot of Biaya pengobatan langsung medical



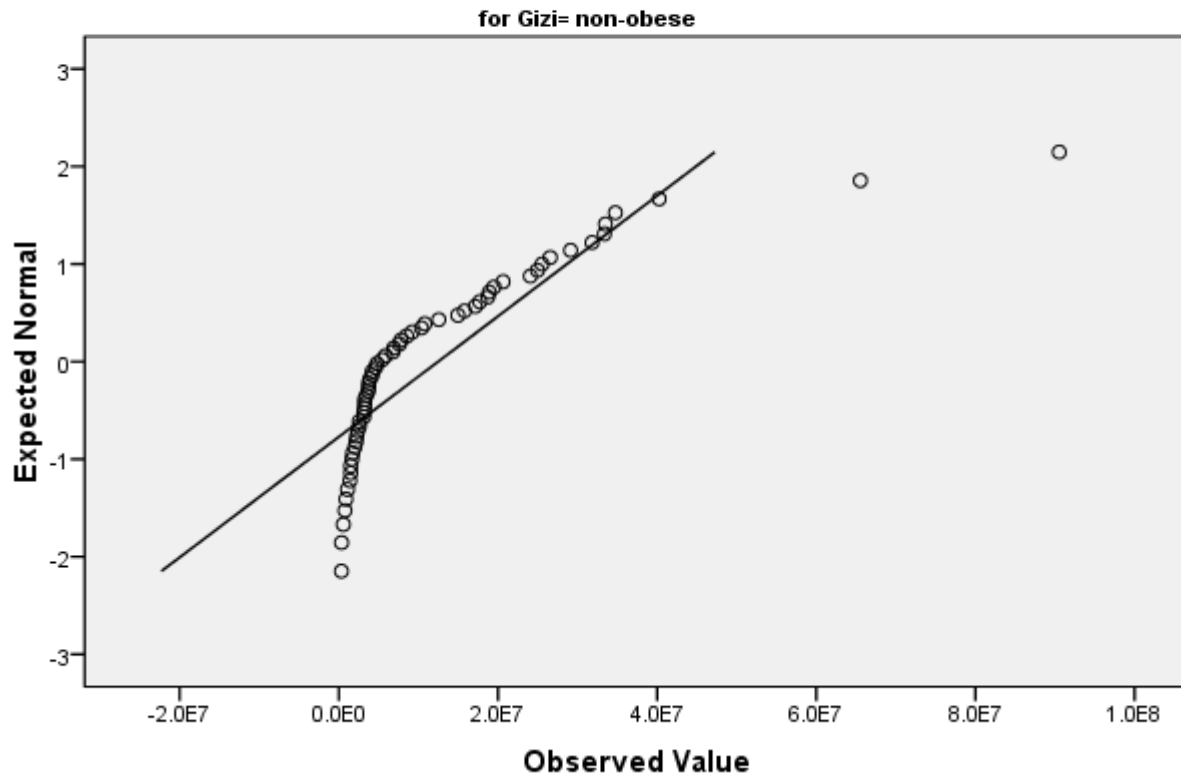
### Detrended Normal Q-Q Plot of Biaya pengobatan langsung medical



## Normal Q-Q Plot of Biaya pengobatan langsung medical



## Normal Q-Q Plot of Biaya pengobatan langsung medical



```
EXAMINE VARIABLES=Directnonmedical BY Gizi
/PLOT BOXPLOT STEMLEAF NPLOT
/COMPARE GROUP
/STATISTICS DESCRIPTIVES
/CINTERVAL 95
/MISSING LISTWISE

/NOTOTAL.

T-TEST GROUPS=Gizi(1 2)
/MISSING=ANALYSIS
/VARIABLES=Directnonmedical

/CRITERIA=CI(.9500).
```

**Group Statistics**

Status gizi responden	N	Mean	Std. Deviation	Std. Error Mean
Biaya pengobatan langsung non Obese medical	11	12.521.363,64	20.261.204,566	6.108.983,031
non-obese	6	4.419.800,00	3.518.390,120	1.436.376,752

**Independent Samples Test**

	Levene's Test for Equality of Variances		t-test for Equality of Variances			
	F	Sig.	t	df	Sig. (2-tailed)	Mean Difference
Equal variances assumed	2.254	.154	.958	15	.353	8.101.563,636
Equal variances not assumed			1.291	11.069	.223	8.101.563,636

**Status gizi responden**

**Case Processing Summary**

Status gizi responden	Cases					
	Valid		Missing		Total	
	N	Percent	N	Percent	N	Percent
Biaya pengobatan langsung non obese medical	11	100.0%	0	.0%	11	100.0%
non-obese	6	100.0%	0	.0%	6	100.0%

**Descriptives**

Status gizi responden	Statistic	Std. Error
Biaya pengobatan langsung non obese medical	Mean	12.521.363,64
	95% Confidence Interval for Mean	Lower Bound
		1.090.298,80

		Upper Bound	26.133.026,07	
	5% Trimmed Mean		10.018.181,82	
	Median		5.000.000,00	
	Variance		4.105E14	
	Std. Deviation		20.261.204,566	
	Minimum		100.000	
	Maximum		70.000.000	
	Range		69.900.000	
	Interquartile Range		13.910.000	
	Skewness		2.675	.661
	Kurtosis		7.814	1.279
non-obese	Mean		4.419.800,002	1.436.376,752
	95% Confidence Interval for Mean	Lower Bound	727.476,01	
		Upper Bound	8.112.123,99	
	5% Trimmed Mean		4.344.844,44	
	Median		4.165.000,00	
	Variance		1.238E13	
	Std. Deviation		3.518.390,120	
	Minimum		80.000	
	Maximum		10.108.800	
	Range		10.028.800	
	Interquartile Range		5.657.200	
	Skewness		.620	.845
	Kurtosis		.383	1.741

#### Tests of Normality

Status gizi	Kolmogorov-Smirnov <sup>a</sup>	Shapiro-Wilk
-------------	---------------------------------	--------------

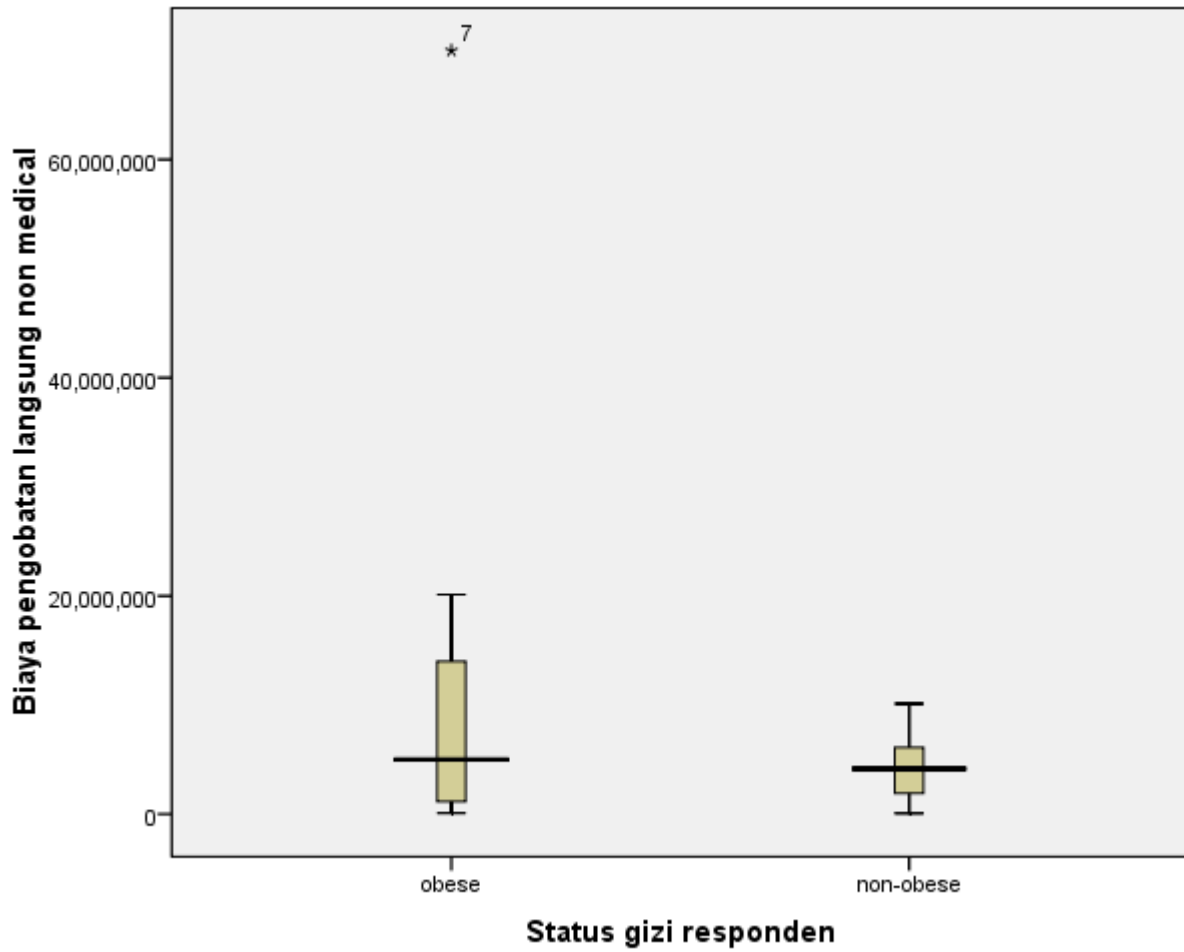


	responden	Statistic	df	Sig.	Statistic	df	Sig.
Biaya pengobatan langsung non	obese	.270	11	.024	.634	11	.000
medical	non-obese	.150	6	.200*	.977	6	.933

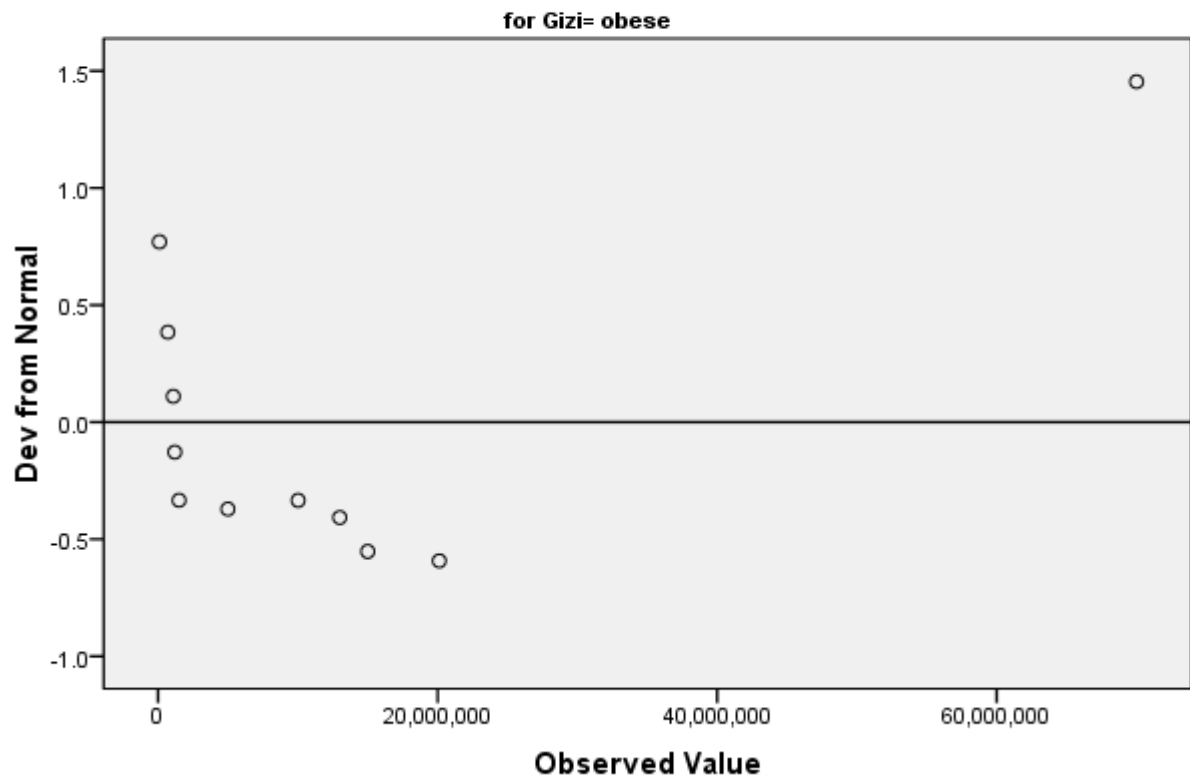
a. Lilliefors Significance Correction

\*. This is a lower bound of the true significance.

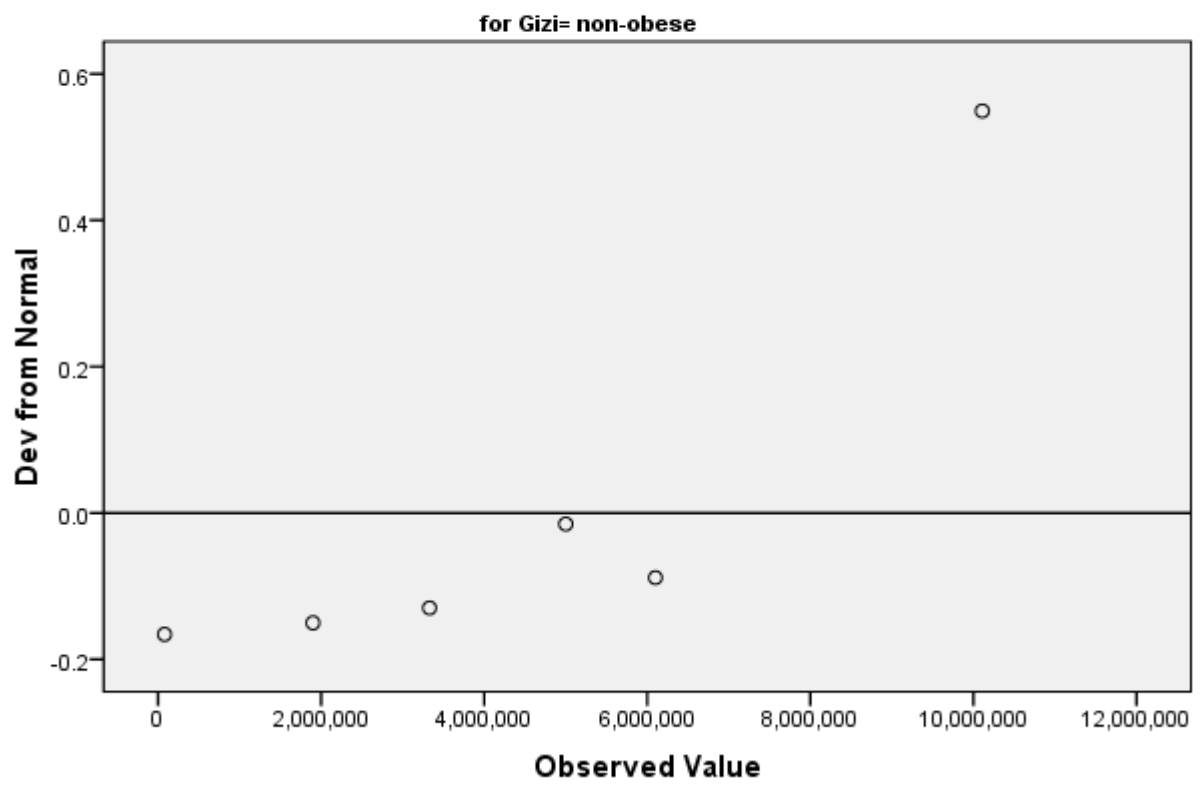
### Biaya pengobatan langsung non medical



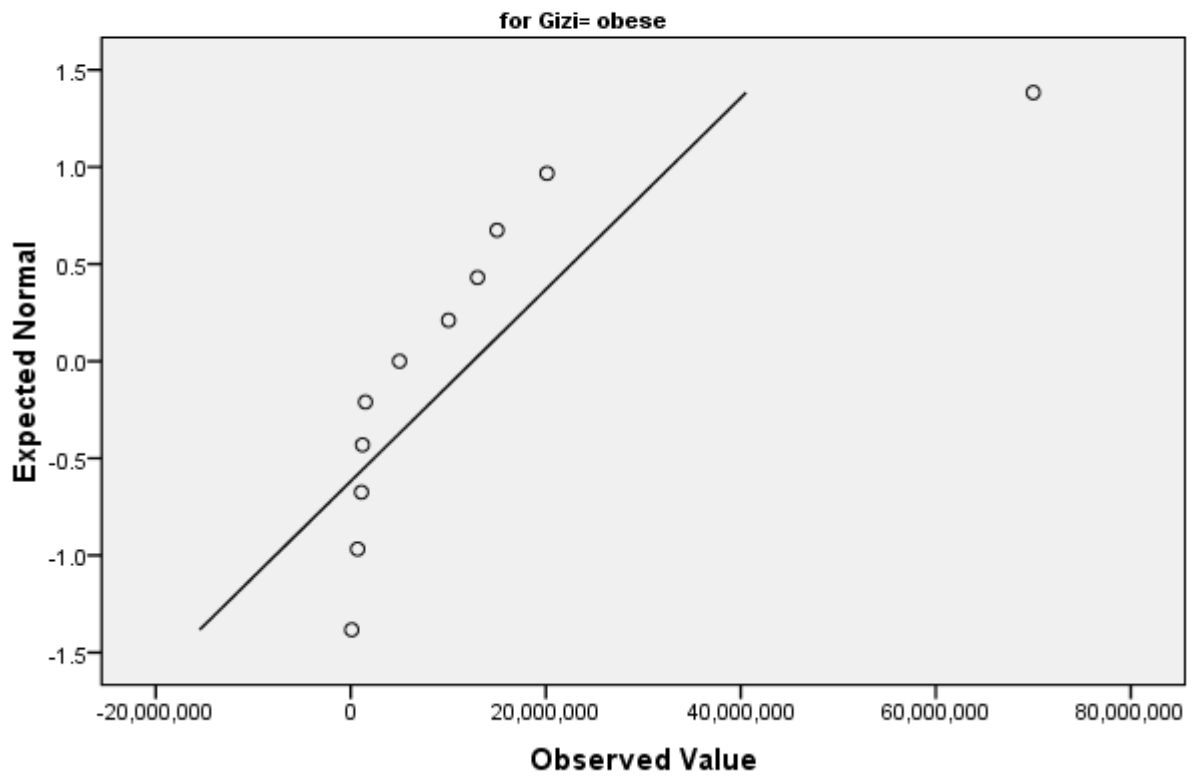
### Detrended Normal Q-Q Plot of Biaya pengobatan langsung non medical



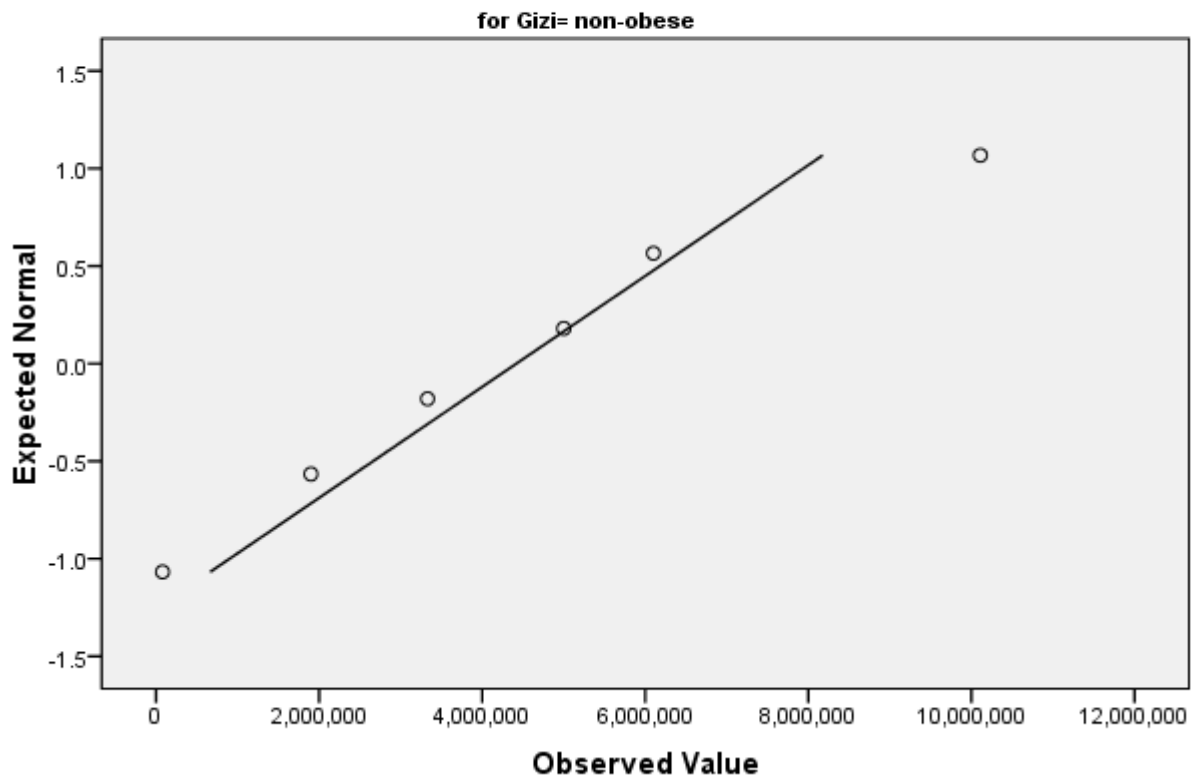
### Detrended Normal Q-Q Plot of Biaya pengobatan langsung non medical



## Normal Q-Q Plot of Biaya pengobatan langsung non medical



### Normal Q-Q Plot of Biaya pengobatan langsung non medical



**KUESIONER**  
**BIAYA PENGOBATAN LANGSUNG(DIRECT COST) PENYAKIT**  
**KANKER PAYUDARA DAN HUBUNGANNYA DENGAN OBESITAS**

***PETUNJUK PENGISIAN KUESIONER***

1. *Sebelum menjawab pertanyaan, bacalah terlebih dahulu dengan teliti.*
2. *Jawablah pertanyaan ini dengan memilih salah satu jawaban yang dianggap benar dengan mengisi nomor jawaban ke kotak jawaban.*
3. *Untuk menjaga kerahasiaan Ibu/Saudara tidak perlu mencantumkan nama.*

A.	A. KARAKTERISTIK RESPONDEN
	<p>A.1 Nomor urut responden : <input style="width: 30px; height: 20px; border: 1px solid black;" type="text"/> <input style="width: 30px; height: 20px; border: 1px solid black;" type="text"/> <input style="width: 30px; height: 20px; border: 1px solid black;" type="text"/></p> <p>A.2 Nama responden (Initial) :</p> <p>A.3 Umur : <input style="width: 30px; height: 20px; border: 1px solid black;" type="text"/> <input style="width: 30px; height: 20px; border: 1px solid black;" type="text"/></p> <p>A.4 Jenis kelamin : 1. Laki-laki 2. Perempuan <input style="width: 30px; height: 20px; border: 1px solid black;" type="checkbox"/></p> <p>A.5 Status gizi sebelum sakit:</p> <p>1. Gemuk</p> <p>2. Normal</p> <p>3. kurang</p>
	<input style="width: 30px; height: 20px; border: 1px solid black;" type="checkbox"/>

<b>B. BEBAN EKONOMI KPD</b>		
<b>B. 1</b>	<p>Selama ini kalau anda sakit berobat ke mana?</p> <p>a. Puskesmas</p> <p>b. Dokter praktek swasta</p> <p>c. Dukun/pengobatan alternative</p> <p>d. Rumah Sakit Pemerintah</p> <p>e. Rumah sakit swasta</p> <p>f. Lain-lain.....</p>	<input type="checkbox"/>
<b>B. 2</b>	<p>Dari mana sumber biaya pengobatan anda tersebut?</p> <p>a. Bayar sendiri</p> <p>b. PT ASKES (Pegawai)</p> <p>c. Asuransi Kesehatan</p> <p>d. Jamkesmas/Jamkesda/Askeskin</p> <p>e. Askes Swasta</p> <p>f. Sumber lain, sebutkan . . . . .</p>	<input type="checkbox"/>
<b>B. 3</b>	<p>Bila anda berobat jalan di Puskesmas atas biaya sendiri, maka silahkan anda menjawab pertanyaan berikut:</p>	
	<p><b>Besar biaya berobat langsung yang anda keluarkan :</b></p> <p>B.3.1 Biaya Registrasi: (.....)</p> <p><b>Besar biaya berobat tidak langsung:</b></p> <p>B.3.2 Biaya transport ke Puskesmas (.....)</p> <p>B.3.3 Biaya makan / minum ekstra (.....)</p> <p>B.3.4 Biaya lain-lain (.....)</p>	

<b>B. 4</b>	Bila anda berobat jalan di Rumah Sakit atas biaya sendiri, silahkan mengisi jawaban berikut:	
	<p><b>Besar biaya berobat langsung yang anda keluarkan</b></p> <p>B.4.1 Biaya Registrasi ( ..... )</p> <p>B.4.2 Biaya Pemeriksaan dokter ( ..... )</p> <p>B.4.3 Biaya Pemeriksaan penunjang ( ..... )</p> <p>B.4.4 Biaya Obat-obatan ( ..... )</p> <p><b>Besar biaya berobat tidak langsung:</b></p> <p>B.4.5 Biaya transport ke Rumah Sakit ( ..... )</p> <p>B.4.6 Biaya makan/minum ekstra ( ..... )</p> <p>B.4.7 Biaya lain-lain ( ..... )</p>	
<b>B. 5</b>	Jika anda membayar sendiri biaya berobat ke dokter praktek swasta, silahkan menjawab pertanyaan berikut:	
	<p><b>Besarnya biaya berobat langsung yang anda keluarkan:</b></p> <p>B.5.1 Biaya kartu/registrasi ( ..... )</p> <p>B.5.2 Pemeriksaan dan konsultasi dokter ( ..... )</p> <p>B.5.3 Pemeriksaan penunjang medi ( ..... )</p> <p>B.5.4 Harga obat-obatan dan bahan ( ..... )</p> <p><b>Besarnya biaya berobat tidak langsung yang anda keluarkan:</b></p> <p>B.6.1 Biaya transport ke tempat praktek dan apotik ( ..... )</p> <p>B.6.2 Biaya makan/minum ekstra ( ..... )</p> <p>B.6.3 Biaya lain-lain ( ..... )</p>	



<b>B. 6</b>	Jika anda membayar sendiri biaya rawat inap/opname, silahkan anda menjawab pertanyaan ini:	<input type="checkbox"/>
<p>B.6.1 Berapa lama anda di rawat di rumah sakit</p> <p><b>Besarnya biaya perawatan langsung yang anda keluarkan:</b></p> <p>B.6.2 Biaya Registrasi (.....)</p> <p>B.6.3 Biaya Akomodasi (.....)</p> <p>B.6.4 Biaya pemeriksaan penunjang:</p> <p style="padding-left: 40px;">B.6.4.1 Laboratorium (.....)</p> <p style="padding-left: 40px;">B.6.4.2 Radiologi (.....)</p> <p>B.6.5 Biaya Tindakan/operasi (.....)</p> <p>B.6.6 Biaya Obat-obatan (.....)</p> <p>B.6.7 Biaya Lain-lain (.....)</p> <p><b>Besarnya biaya perawatan tidak langsung yang anda keluarkan:</b></p> <p>B.6.8 Biaya transportasi (.....)</p> <p>B.6.9 Biaya makan dan minum (.....)</p> <p>B.6.10 Biaya lain-lain (.....)</p>		

### C. DATA SEKUNDER

#### RESUME MEDIK

1. Tanggal MRS:  
Tanggal keluar:
2. Diagnose masuk dan keluar:
3. Pemeriksaan yang dilakukan:  
Laboratorium:  
Radiologi:  
DII:
4. Tindakan yang dilakukan:  
Operasi:

Non operasi:

5. Obat-obat yang diberikan:

DATA BIAYA

Besar biaya total selama dirawat : Rp.....

## **BIODATA PENULIS**

Nama : Anugerah Yanti

Stambuk : C 111 08 341

Tempat/Tanggal Lahir : Enrekang, 16 Januari 1990

Agama : Islam

Suku Bangsa : Massenrempulu

Alamat : BTP Blok H/826 Makassar

Nama Orangtua :

Ayah : Arifin S.

Ibu : Masnah R.

Pendidikan :

1. TK Pertiwi Enrekang (1995-1996)
2. SDN Inpres No. 172 Enrekang (1996-2002)
3. SMPN 1 Enrekang (2002-2005)
4. SMA Negeri 02 Tinggimoncong (2005-2008)
5. Jurusan Pendidikan Dokter Fakultas Kedokteran Universitas Hasanuddin  
Makassar (2008-2011)
6. Program Pendidikan Profesi Dokter (2011-sekarang).