

DAFTAR PUSTAKA

- Abdullah, Syukriy. 2004. *Perilaku oportunistik legislatif dalam penganggaran daerah: Pendekatan principal-agent theory*. Makalah disajikan pada Seminar Antarbangsa di Universitas Bengkulu, Bengkulu, 4-5 Oktober 2004.
- Aryad, L, 1997. Pengantar Perencanaan dan Pembangunan Ekonomi Daerah
Penerbit
- Davey, K.J. 1989. *Pembiayaan Pemerintah Daerah, Praktek-praktek Internasional dan Relevansinya bagi Dunia Ketiga*, Cetakan pertama, Penerbit Iniversitas Indonesia, Jakarta.
- Fozzard, Adrian. 2001. The basic budgeting problem: Approaches to resource allocation in the public sector and their implications for pro-poor budgeting. Center for Aid and Public Expenditure, Overseas Development Institute (ODI). *Working paper* 147.
- Halim, Abdul. 2001. Analisis Varian Atas Anggaran Pendapatan Asli Daerah Pada Anggaran Pendapatan dan Belanja Daerah Kabupaten/Kota di Indonesia. Disertasi S3. Tidak Dipublikasikan. Msi – FE UGM.
- Halim, Abdul. 2002. *Akuntansi Keuangan Daerah*. Cetakan Pertama, Penerbit Salemba Empat, Jakarta
- Hedriansah, Teguh. 1988. “Kemampuan Keuangan Daerah dan Faktor-Faktor yang Mempengaruhi Peningkatannya di Kabupaten Karanganyar”, *Tesis S2*, Program Pascasarjana, Universitas Gadjah Mada (tidak dipublikasikan)
- Kaho, Josef Riwu. 1997. *Prospek Otonomi Daerah di Negara Kesatuan Republik Indonesia*, Raja Grafindo Persada, Jakarta

- Key, V.O. 1940. The lack of budgetary theory. *American Political Science Review* 34 (December), dalam Shafritz, Jay M. & Albert C. Hyde. 1997. *Classics of Public Administration*. Fourth edition. Fort Worth: Harcourt Brace College Publisher
- Lewis M. 2005, *Ekonomi Pembangunan dan Perencanaan*, PT. RajaGrafindo Persada, Jakarta.
- Rubin, Irene S. 1993. *The Politics of Public Budgeting: Getting and Spending, Borrowing and Balancing*. Second edition. Chatham, NJ: Chatham House Publishers, Inc.
- Samuels, David. 2000. Fiscal horizontal accountability? Toward theory of budgetary “checks and balances” in presidential systems. University of Minnesota, *working paper presented at the Conference on Horizontal Accountability in New Democracies, University of Notre Dame, May*
- Samuelson, P.A, dan Nordhaus, W.D, 1995. *Makro Ekonomi*, Edisi Keempatbelas, alih bahasa Haris Munandar dkk, Erlangga, Jakarta
- Sanusi, 2004 . “Pendapatan Daerah Dalam Ekonomi Orde Baru”, *Prisma* No. 4, 40 – 57.
- Saragih, Juli Panglima. 2003. *desentralisasi Fiskal dan Keuangan Daerah dalam Otonomi*. Penerbit Ghalia Indonesia.
- Sidik, Machfud, 2001. “Perimbangan Keuangan Pusat dan Daerah dalam Proses Otonomi Daerah”, *Makalah* disampaikan pada Workshop Manajemen Perencanaan Penerimaan Daerah, Kerja sama antara SIAGA Project dan STIE Kerjasama Yogyakarta, 24 Maret 2001.
- Stine, William F. 1994. Is Local Government Revenue Response to Federal Aid Symmetrical? Evidence From Pennsylvania County Government in an era of Retrenchment. *National Tax Journal* 47.No. 4. Hal : 799-816.
- Sukirno, Sadono. 1994. *Pengantar Makro Ekonomi*. Edisi Kedua. Jakarta Press. Jakarta
- Suryana, L. (2000). *Pengantar Teori Ekonomi*. Kanisius, Yogyakarta

Todaro, M.P. 1998. *Pembangunan Ekonomi di Dunia ke Tiga*, (Terjemahan Haris Munandar), Penerbit Erlangga, Jakarta.

Von Hagen, Jurgen. 2002. Fiscal rules, fiscal institutions, and fiscal performance. *The Economic and Social review* 33(3): 263-284.

Widodo, ST. 1990. *Indikator Ekonomi Dasar Perhitungan Perekonomian Indonesia*, Kanisius, Yogyakarta Badan Penerbit FE UGM, Yogyakarta

Zaris, Roeslan. 1987. *Prespektif Daerah dalam Pembangunan Nasional*. Jakarta LPFE UI

LAMPIRAN

Regression

Variables Entered/Removed^a

Model	Variables Entered	Variables Removed	Method
1	Perindustrian dan Perdagangan, Perikanan dan Kelautan, ^a Pertanian		Enter

- a. All requested variables entered.
 b. Dependent Variable: PDRB

Model Summary

Model	R	R Square	Adjusted R Square	Std. Error of the Estimate
1	.966 ^a	.933	.924	.811

- a. Predictors: (Constant), Perindustrian dan Perdagangan, Perikanan dan Kelautan, Pertanian

Model Summary

Model	R	R Square	Adjusted R Square	Std. Error of the Estimate
1	.966 ^a	.933	.924	.811

- a. Predictors: (Constant), Perindustrian dan Perdagangan, Perikanan dan Kelautan, Pertanian

Coefficients^a

Model		Unstandardized Coefficients		Standardized Coefficients	t	Sig.
		B	Std. Error	Beta		
1	(Constant)	-9.3E+08	7.3E+08		-1.273	.272
	Pertanian	.045	.015	.493	2.957	.042
	Perikanan dan Kelautan	.179	.043	.245	4.155	.009
	Perindustrian dan Perdagangan	.191	.022	.532	8.859	.000

a. Dependent Variable: PDRB

Regression**Variables Entered/Removed^b**

Model	Variables Entered	Variables Removed	Method
1	PDRB, Perikanan dan Kelautan, Perindustrian dan Perdagangan, Pertanian ^a		Enter

a. All requested variables entered.

b. Dependent Variable: Pendapatan Asli Daerah

Model Summary

Model	R	R Square	Adjusted R Square	Std. Error of the Estimate
1	.938 ^a	.879	.857	.105

a. Predictors: (Constant), PDRB, Perikanan dan Kelautan, Perindustrian dan Perdagangan, Pertanian

ANOVA^b

Model		Sum of Squares	df	Mean Square	F	Sig.
1	Regression	8.43E+21	4	2.107E+21	349.942	.000 ^a
	Residual	1.81E+19	3	6.022E+18		
	Total	8.45E+21	7			

a. Predictors: (Constant), PDRB, Perikanan dan Kelautan, Perindustrian dan Perdagangan, Pertanian

b. Dependent Variable: Pendapatan Asli Daerah

Coefficients^a

Model	Variables	Statistics				
		Unstandardized Coefficients		Standardized Coefficients	t	Sig.
		B	Std. Error	Beta		
1	(Constant)	-5.0E+11	5.4E+10		-9.277	.003
	Pertanian	.198	.053	.420	3.758	.030
	Perikanan dan Kelautan	.118	.076	.679	4.869	.017
	Perindustrian dan Perdagangan	.132	.114	.548	4.090	.026
	PDRB	.677	.166	.356	3.998	.028

a. Dependent Variable: Pendapatan Asli Daerah

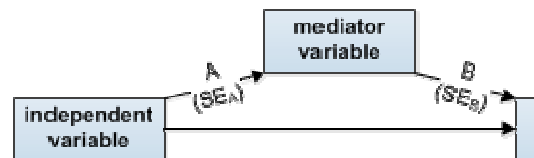
HASIL UJI SOBEL TEST

Pertanian -> PDRB -> PAD

This calculator uses the Sobel test to tell you whether a mediator variable significantly carries the influence of an independent variable to a dependent variable; i.e., whether the indirect effect of the independent variable on the dependent variable through the mediator variable is significant. This calculator returns the Sobel test statistic, and both one-tailed and two-tailed probability values.

Please supply the necessary parameter values, and then click 'Calculate'.

:	<input type="text" value="0.045"/>
:	<input type="text" value="0.677"/>
E_A :	<input type="text" value="0.015"/>
E_B :	<input type="text" value="0.166"/>
	<input type="button" value="Calculate!"/>



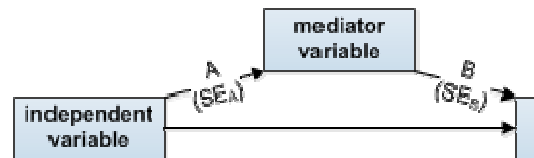
Sobel test 2.
 statistic: 41660225
 One-tailed 0.
 probability: 00783306
 Two-tailed 0.
 probability: 01566613

Perikanan dan Kelautan -> PDRB -> PAD

This calculator uses the Sobel test to tell you whether a mediator variable significantly carries the influence of an independent variable to a dependent variable; i.e., whether the indirect effect of the independent variable on the dependent variable through the mediator variable is significant. This calculator returns the Sobel test statistic, and both one-tailed and two-tailed probability values.

Please supply the necessary parameter values, and then click 'Calculate'.

:
 :
 E_A:
 E_B:



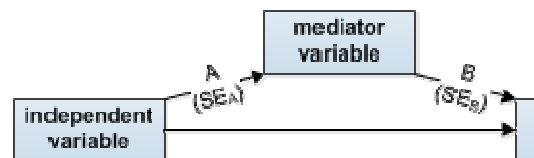
Sobel test 2.
 statistic: 91321103
 One-tailed 0.
 probability: 00178866
 Two-tailed 0.
 probability: 00357733


Perindustrian Dan Perdagangan -> PDRB -> PAD

This calculator uses the Sobel test to tell you whether a mediator variable significantly carries the influence of an independent variable to a dependent variable; i.e., whether the indirect effect of the independent variable on the dependent variable through the mediator variable is significant. This calculator returns the Sobel test statistic, and both one-tailed and two-tailed probability values.

Please supply the necessary parameter values, and then click 'Calculate'.

:
 :
 E_A:



E_B: 

Calculate!

Sobel test 3.
 statistic: 69132056
One-tailed 0.
probability: 00011155
Two-tailed 0.
probability: 00022309