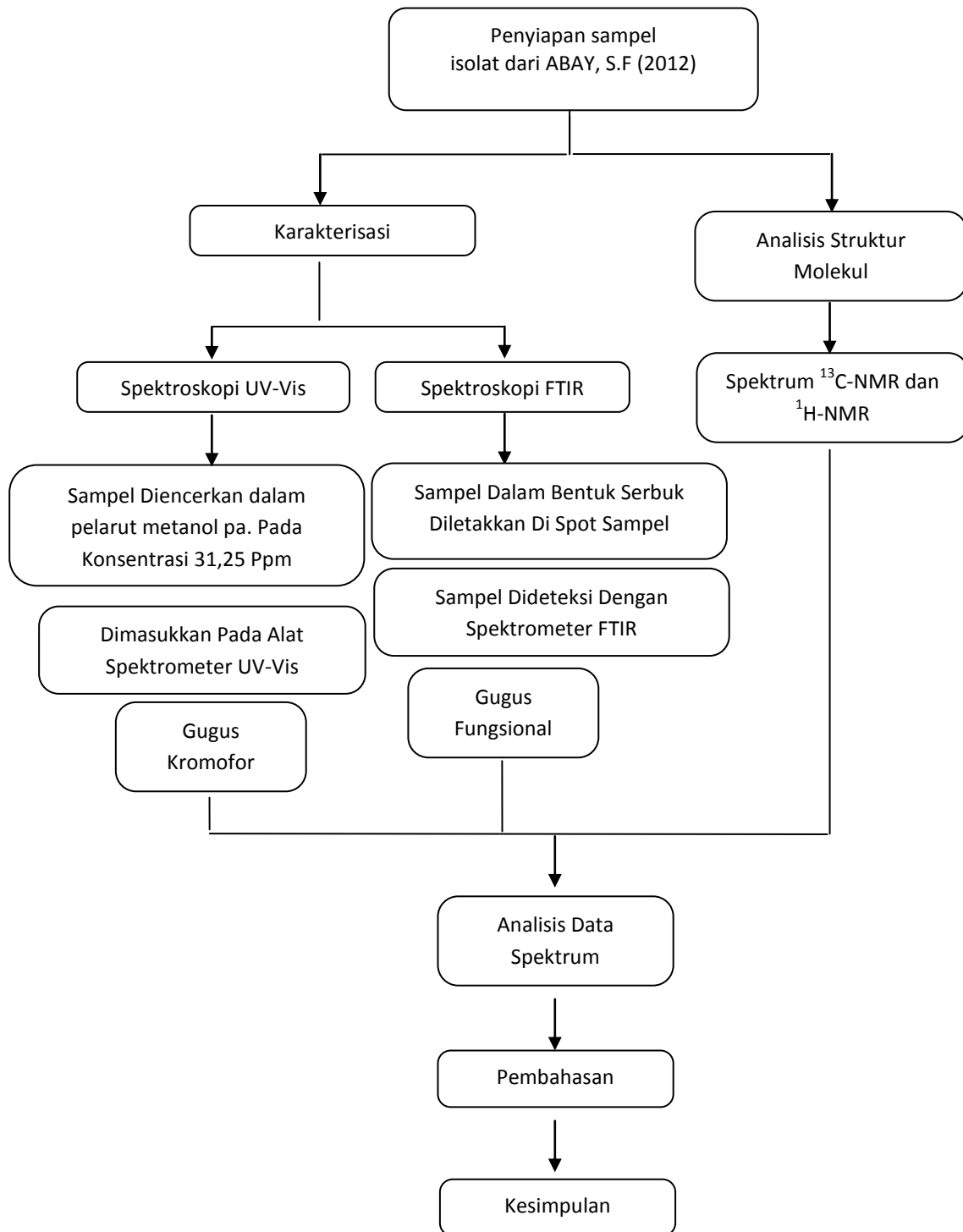


## DAFTAR PUSTAKA

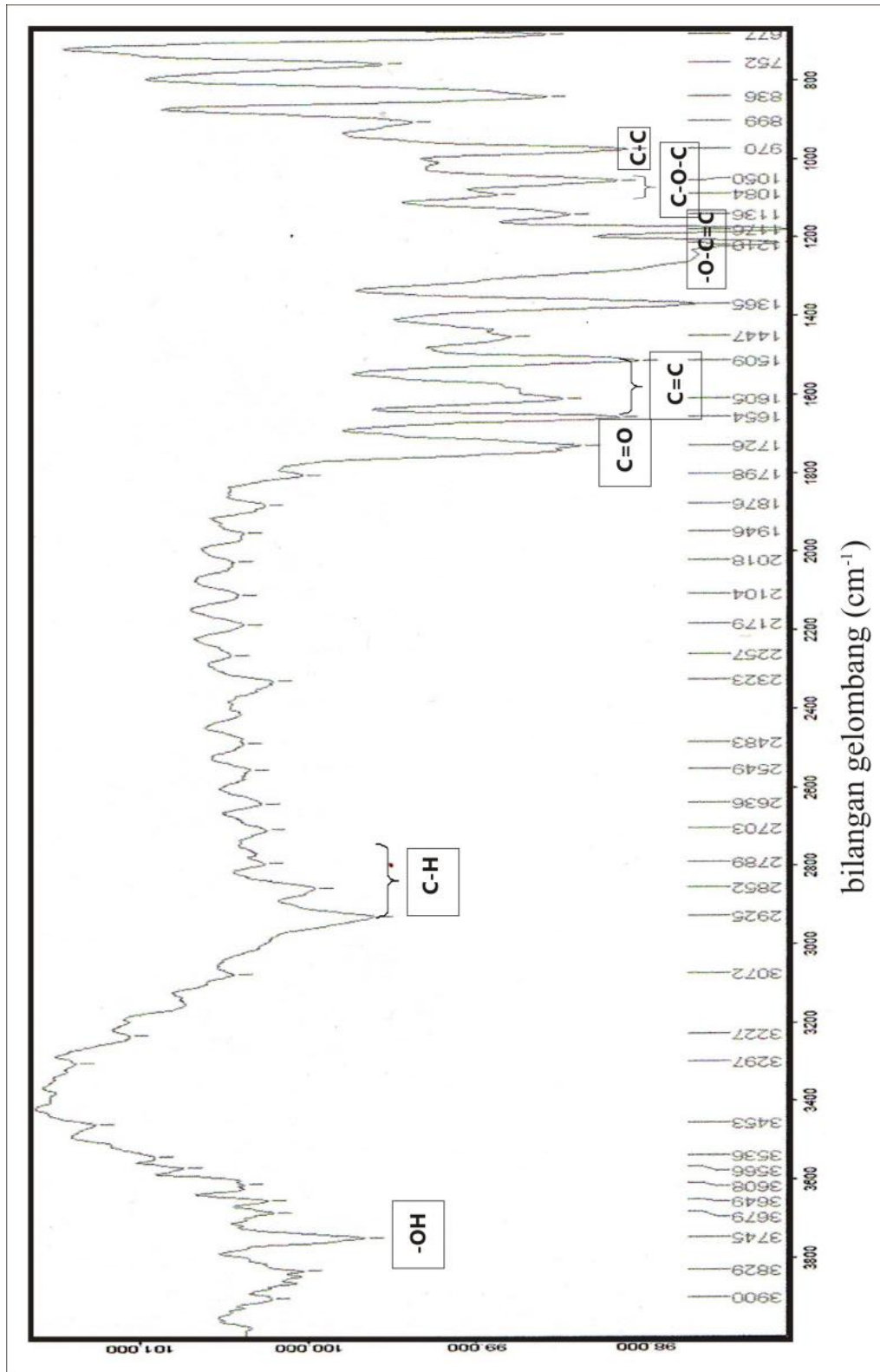
1. Utami, Prapti, *"Buku Pintar Tanaman Obat"*, PT Agro Media Pustaka, Jakarta, 2008. Hal. 162-164
2. Harbone, J. B. *"Metode Fitokimia Penuntun Cara Moderen Menganalisis Tumbuhan"*. Terbitan Kedua. Penerbit ITB. Bandung. 1996. Hal. 69-72.
3. Robinson, T. *"Kandungan Organik Tumbuhan Tingkat Tinggi"* (diterjemahkan oleh K. Padmawinata). Penerbit ITB. Bandung. 1995. Hal. 173, 202
4. Brownson, DM., Azios, NG., Fuqua, BK., Dharmawardhane, SF., Mabry, TJ, *"Flavonoid Effect Relevant to Cancer"*, The Journal of Nutrition 132, 3482S-3489S, 2002. Available as PDF file.
5. Lewis. H. W., Lewis. E. M. *"Medical Botany: Plants Affecting Man's Health"*. John Wiley & Sons, Inc. United States of America.1997. Hal. 341. Available as PDF file.
6. Bustan, M.N. *"Epidemiologi Penyakit Tidak Menular"*. Rikena Cipta. Jakarta. 1999. Hal. 234
7. Sitorus, M, *"Spektroskopi Elusidasi Struktur Molekul Organik"*, Graha Ilmu, Yogyakarta. 2009. Hal. 7, 29, 51, 64
8. Abay, S. F., *"Profil Kromatogram ekstrak metanol lempuyang wangi (Zingiber aromaticum Val) yang Terjerap Pada GLL-Dynabeads Secara Kromatografi Cair Kinerja Tinggi"*. Skripsi. Fakultas Farmasi, Universitas Hasanuddin, Makassar, 2012. Hal. 33-37.
9. Aherne, S.A., O'Briem, N.M., *"dietary flavonols: chemistry, food content, and metabolism"*, journal Nutrition 18, Elseiver inc., United States, 2002, Hal. 75-81. Available as PDF file.
10. Sarker, S.D., Nahar, L., *"Chemistry for pharmacy students, general organic and natural product chemistry"*, John Wiley and Sons. Ltd, London, copyright 2007. Hal. 320-321. Available as PDF file
11. Parella, Teodor. carbohydrate NMR chemistry. eNMR. [serial on the internet]. 2003. [dikutip 09 Juni 2013]. [3 screen]. Available from: [Triton.iqfr.csis.es/guide/eNMR/sugar/chemistry.html](http://Triton.iqfr.csis.es/guide/eNMR/sugar/chemistry.html).
12. Smith, J. G., *"organic chemistry: third edition"*, McGraw-Hill Connect™ Chemistry, Monoa, New York, 2003. Hal 1029-1030, 1035-1036, 1041. Available as PDF file.

13. Solomons, T. W. G. and Fryhle, C. B., "*organic chemistry: tenth edition*", Jhon Wiley and Sons, Inc, United States of America, 2011, Hal 1004-1005. *Available as PDF file.*
14. Anderson, O. M., Markham, K. R., "*flavonoid, chemistry, biochemistry and application*", Taylor and Francis group, London, New York, 2006, Hal. 751. *Available as PDF file.*
15. Sarker, S.D., Latif, Z., Gray, A.I., "*Natural products isolation, second edition*", Humana press, Totowa, New Jersey, 2005. Hal. 18. *Available as PDF file.*
16. Kosela, S., "*Cara Mudah dan Sederhana Penentuan Struktur Molekul Berdasarkan Spektra Data (NMR, MASS, IR, UV)*", Lembaga Penerbit FE UI, Jakarta, 2010. Hal. 3-4, 16, 29-31, 63, 79.
17. Silverstein, R.M., Webster, F.X., Kremk, D.J, "*Spectrometric identification of organic compounds, seventh edition*", John Wiley and Sons. Inc, New York, copyright 2005. Hal. 72-126. *Available as PDF file.*

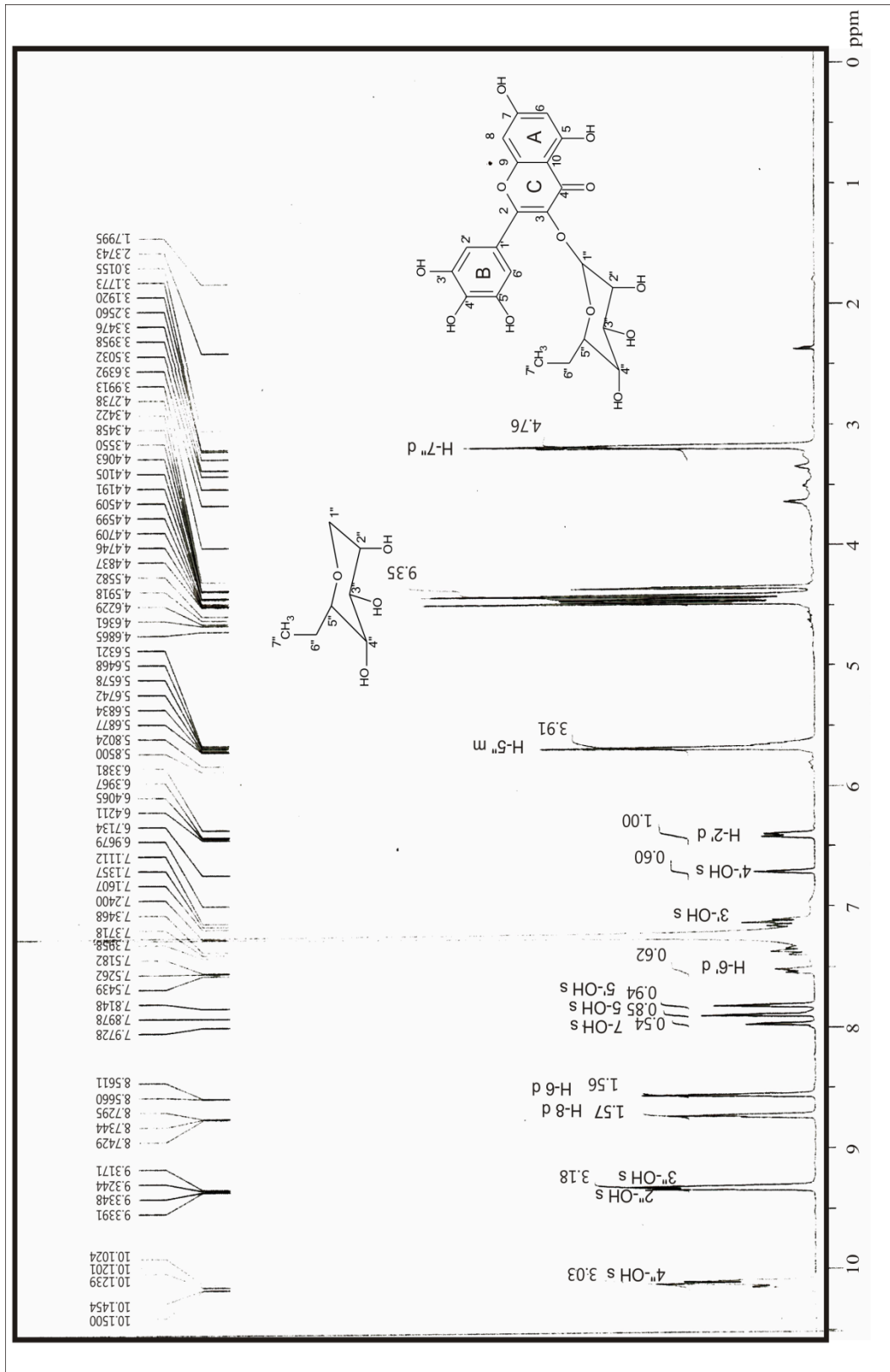
**Lampiran I. Skema Kerja Karakterisasi Dan Analisis Senyawa Flavonoid Glikosida Hasil Isolasi Dari Lempuyang Wangi (*Zingiber aromaticum* Val.)**



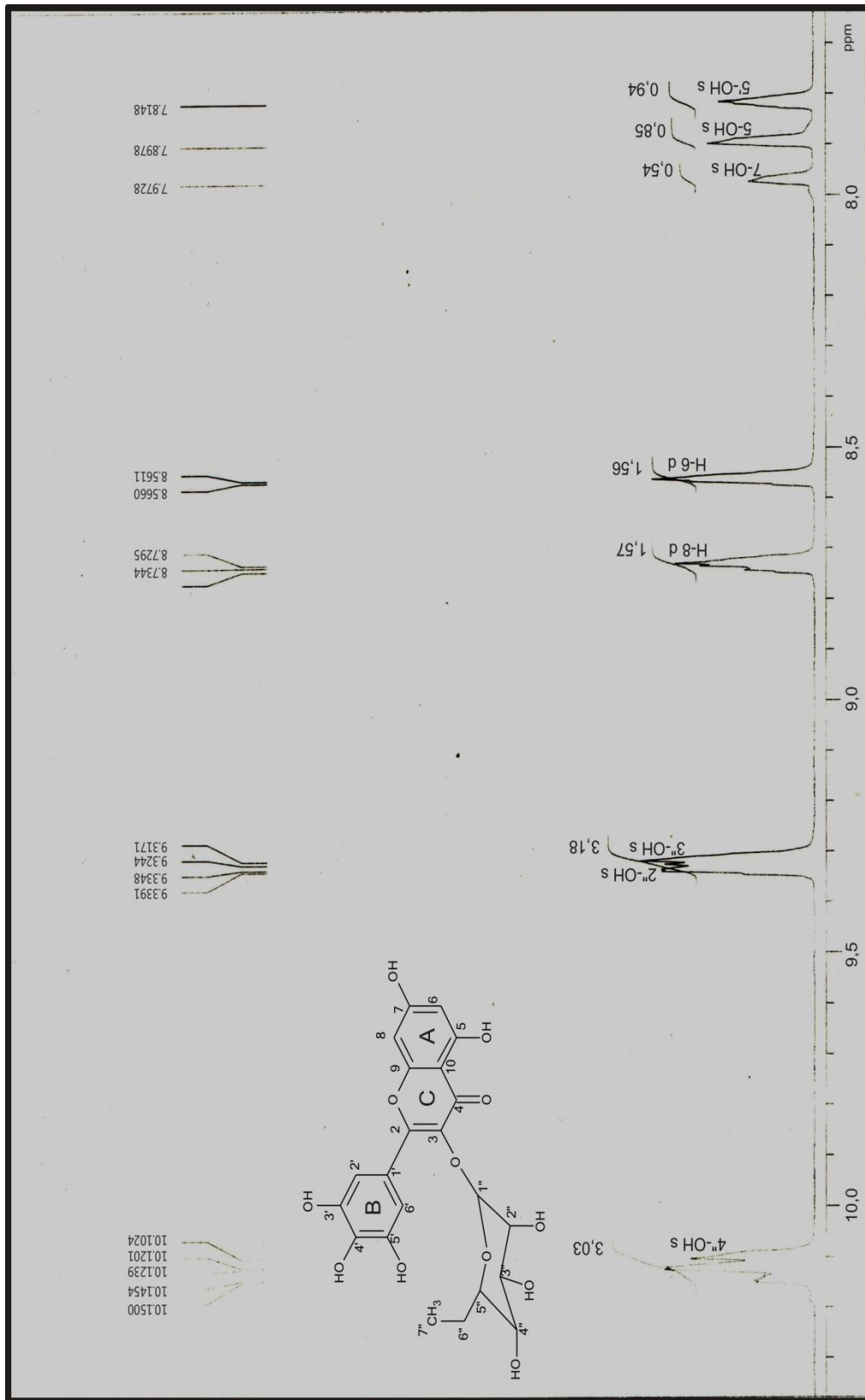
Lampiran II. Gambar Spektrum FTIR,  $^1\text{H-Nmr}$ ,  $^{13}\text{C-Nmr}$  Senyawa Flavonoid Glikosida Hasil Isolasi Dari Lempuyang Wangi (*Zingiber aromaticum* Val.)



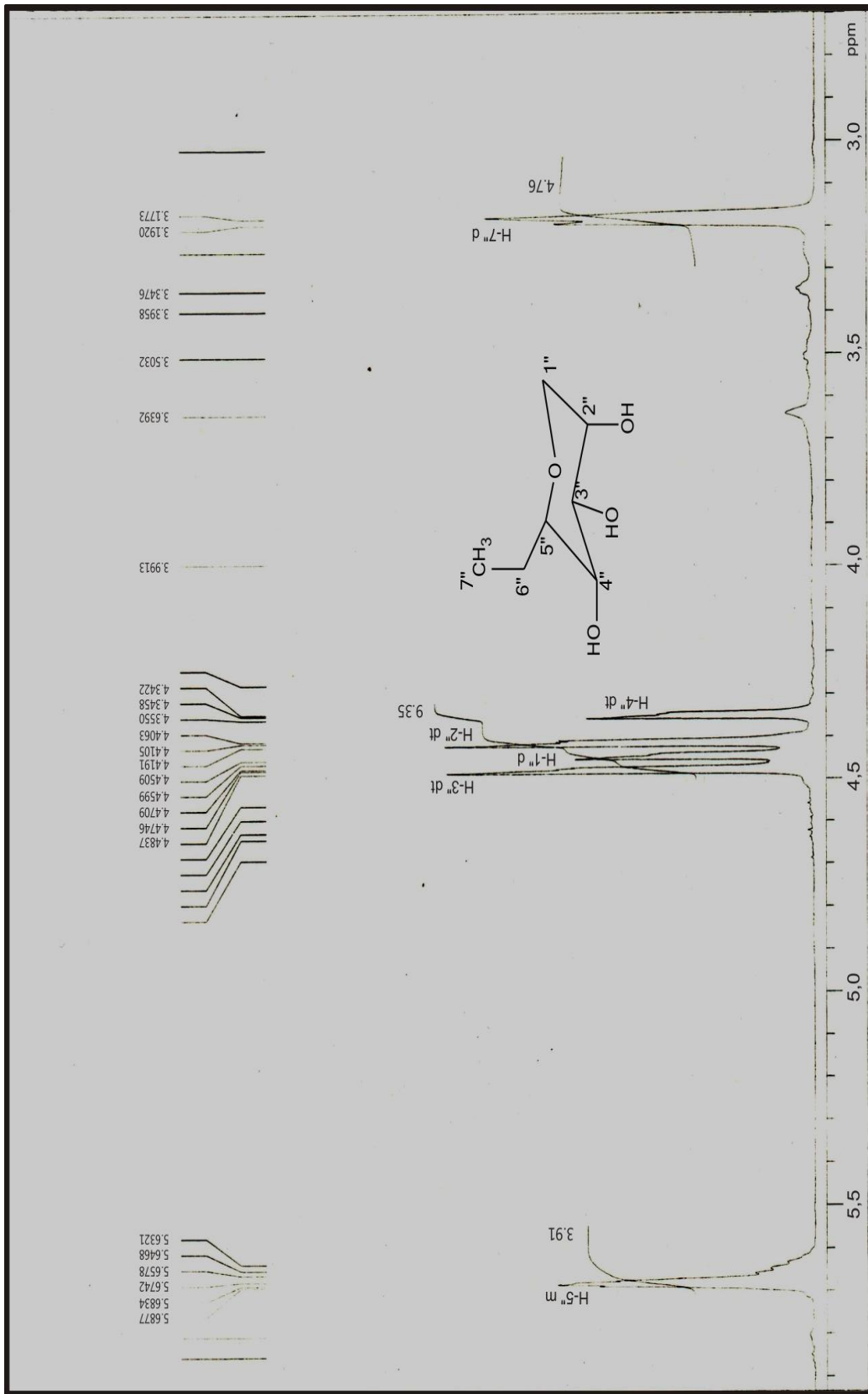
Gambar 9. Spektrum FTIR senyawa flavonoid glikosida hasil isolasi dari Lempuyang wangi (*Zingiber aromaticum* Val.)



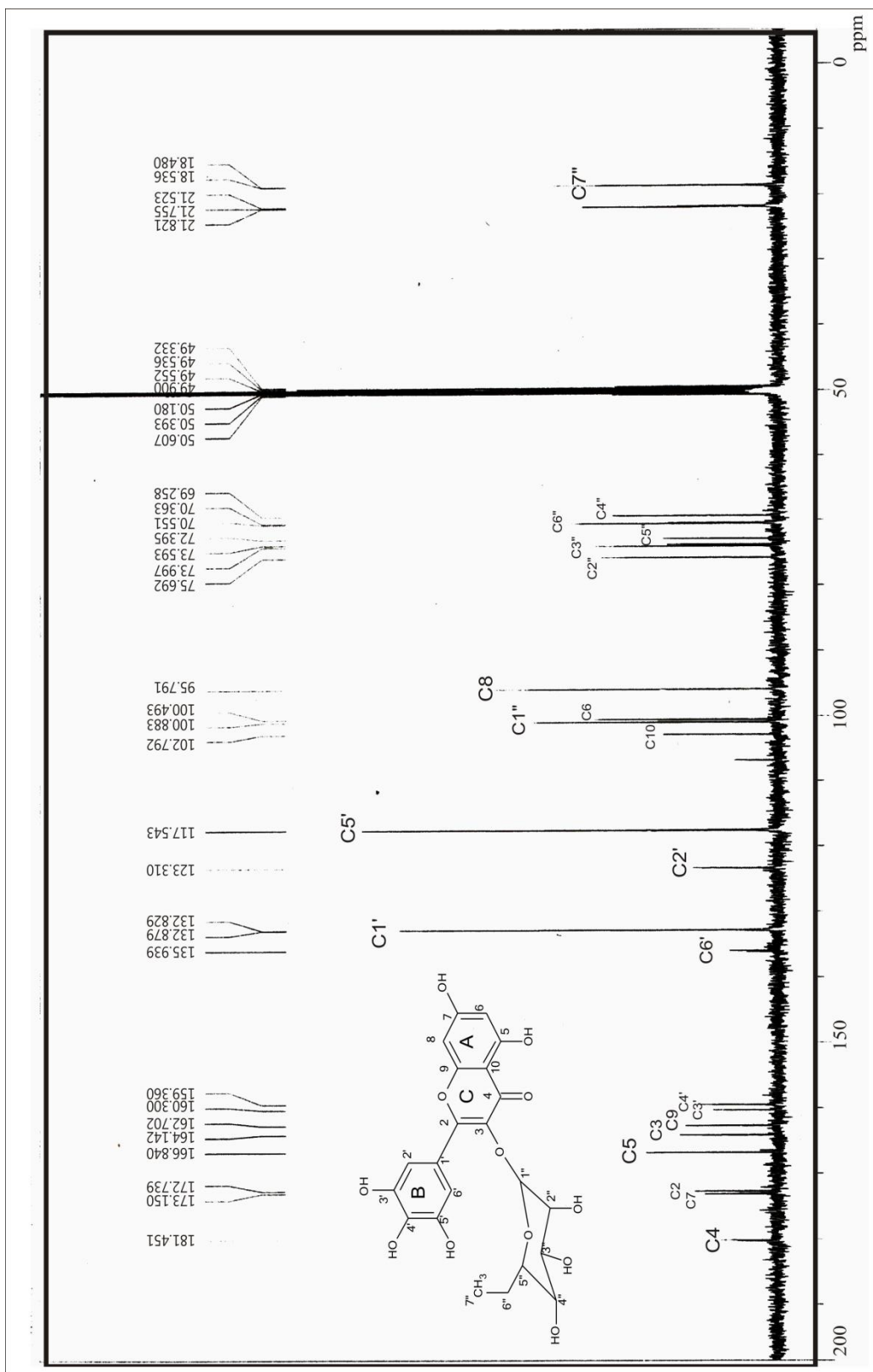
Gambar 10. Spektrum <sup>1</sup>H-NMR senyawa flavonoid glikosida dalam pelarut CDCl<sub>3</sub> hasil isolasi dari Lempuyang wangi (*Zingiber aromaticum* Val.)



Gambar 11. hasil ekspansi 1 spektrum  $^1\text{H-NMR}$  senyawa flavonoid glikosida dalam pelarut  $\text{CDCl}_3$  hasil isolasi dari Lempuyang wangi (*Zingiber aromaticum* Val.)




Gambar 12. hasil ekspansi 2 spektrum <sup>1</sup>H-NMR senyawa flavonoid glikosida dalam pelarut CDCl<sub>3</sub> hasil isolasi dari Lempuyang wangi (*Zingiber aromaticum* Val.)



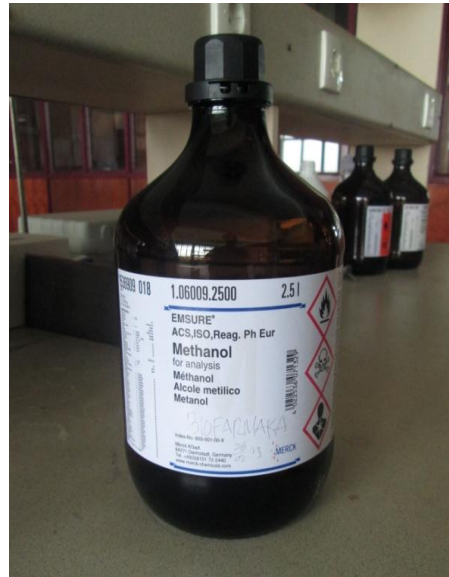
Gambar 13. Spektrum  $^{13}\text{C}$ -NMR senyawa flavonoid glikosida dengan pelarut  $\text{CDCl}_3$  hasil isolasi dari Lempuyang wangi (*Zingiber aromaticum* Val.)




### Lampiran III. Foto Pelaksanaan Penelitian



Gambar 14. Sampel isolat Lempuang wangi (*Zingiber aromaticum* Val.)



Gambar 15. Metanol proanalisis



Gambar 16. Spektrofotometer FTIR



Gambar 17. Spektrofotometer UV-Vis