

DAFTAR PUSTAKA

- Adji, Surjo W., 2005. Engine-Propeller Matching. Institut Teknologi Sepuluh November : Surabaya
- ANSYS, Inc. 2006. ANSYS CFX Tutorials. ANSYS Europe, Ltd : Canonsburg.
- Burrill, L. C. 1959. A Short Note on Stressing of Marine Propellers. The Ship Builder and Marine Engine Builder.
- Carlton, J S. 2007. Marine Propellers and Propulsion Second Edition. Butterworth Heinemann Ltd, Oxford : United Kingdom.
- Elghorab, M, A., dkk. 2012. Open Water Performance of a Marine Propeller Model Using CFD. Jurnal.
- Haris, Muhammad A. 2017. Performa Maneuvering Kapal Perikanan 30 GT Dengan Konfigurasi Propeler Asimetrik. Jurnal Ilmu dan Teknologi Kelautan Tropis IPB
- Harvald, Sv. Aa. 1992. Tahanan dan Propulsi Kapal. Airlangga University Press : Surabaya
- Hasbullah, Mansyur. 2000. Teori dan Perhitungan Propeller Kapal. Universitas Hasanuddin : Makassar
- Huda, Rizkhal W. 2008. Analisa Pengaruh Skew Angle Terhadap Performa Propeller Dengan Pendekatan CFD. Institut Teknologi Sepuluh November : Surabaya
- I Ketut Aria Pria Utama. 2012. Modul Computational Fluid Dynamics (CFD) Dengan Ansys CFX. Institut Teknologi Sepuluh November : Surabaya.
- Purwana, Agung., Anita, Hidayati. 2014. Analisa Karakteristik Baling-Baling B Series di Air Terbuka dengan CFD. Politeknik Perkapalan Negeri_Surabaya : Surabaya
- Samuel., Dian Hafiz. 2011. Analisa Pengaruh Aliran Fluida Yang Ditimbulkan Oleh Gerakan Putaran Propeller Pada Kapal Ikan Terhadap Tekanan Propeller Dengan Pendekatan CFD. Universitas Diponegoro : Semarang
- Sasono., Julianto. 2010. Pemakaian Baling-Baling Bebas Putar (Free Rotating

- Propeller) pada Kapal. Jurnal Ilmiah
- Sukadana, Ida. 2009. Rancangan Alternatif Propeller Komposit Bagi Kapal Ikan Tradisional. Politeknik Perkapaln Negeri Surabaya : Surabaya
- Tampubolon, Pilipus., dkk. 2014. Redesign Ship Fishing Village District Meskom Bengkalis To Minimize Barriers. Universitas Riau : Kepulauan Riau.
- Trejo Ignacio, dkk. 2007. Analysis Of A Ship Propeller Using CFD Codes. Ministerio de Defensa : Madrid
- Triasniawan, Tutug. 2010. Studi Perancangan Perangkat Lunak Untuk Analisa Identifikasi Kavitasasi Pada Propeler. Institut Teknologi Sepuluh November : Surabaya.
- Trimulyono, A., Kiryanto. 2015. Analisa Efisiensi Propeller B-Series dan Kaplan Pada Kapal Tugboat Ari 400 Hp dengan Variasi Jumlah Daun, Sudut Rake Menggunakan CFD. Universitas Diponegoro : Semarang
- Wicaksono. dkk. 2014. Gaya Selingkung dan Template Artikel Ilmiah Mahasiswa S1 ITS. Institut Teknologi Sepuluh November : Surabaya.
- Zainal, Abidin. 2012. Analisa Performance Propeller B-Series dengan Pendekatan Structure dan Unstructure Meshing. Institut Teknologi Sepuluh November : Surabaya.

L

A

M

P

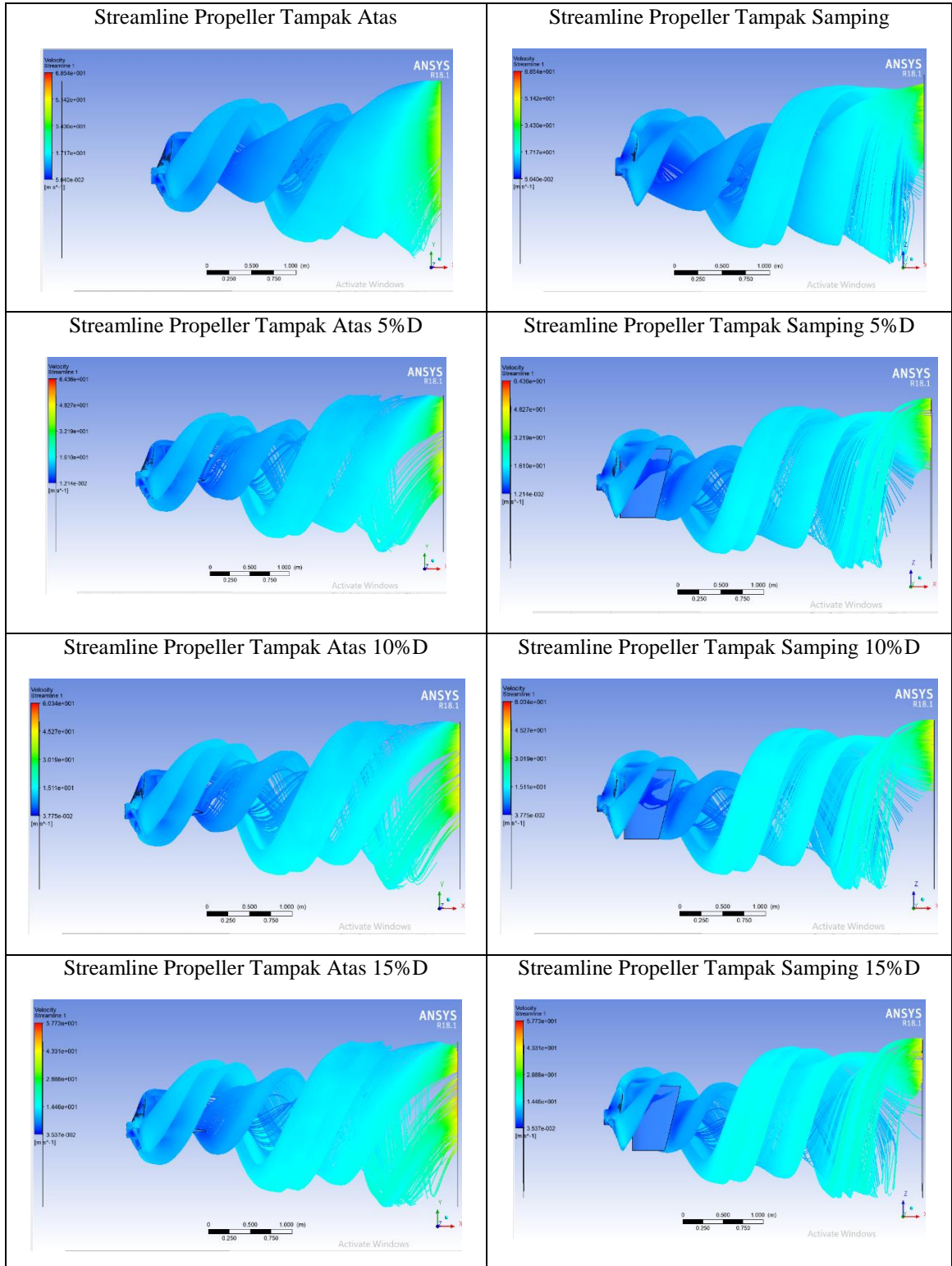
I

R


A

N


1. Gambaran masing – masing konfigurasi hasil *Computational Fluid Dynamic* (CFD) Berdasarkan Jarak Antara *Propeller* terhadap *Rudder*




Streamline Propeller Tampak Atas 20%D




Streamline Propeller Tampak Samping 20%D




Streamline Propeller Tampak Atas 30%D




Streamline Propeller Tampak Samping 30%D




Streamline Propeller Tampak Atas 40%D



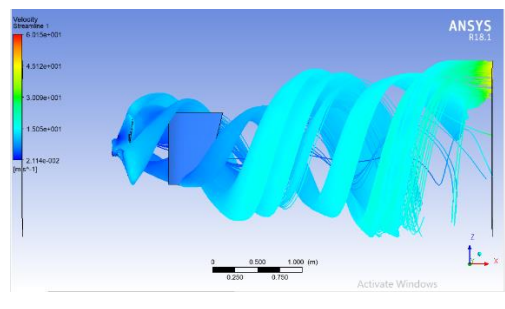
Streamline Propeller Tampak Samping 40%D

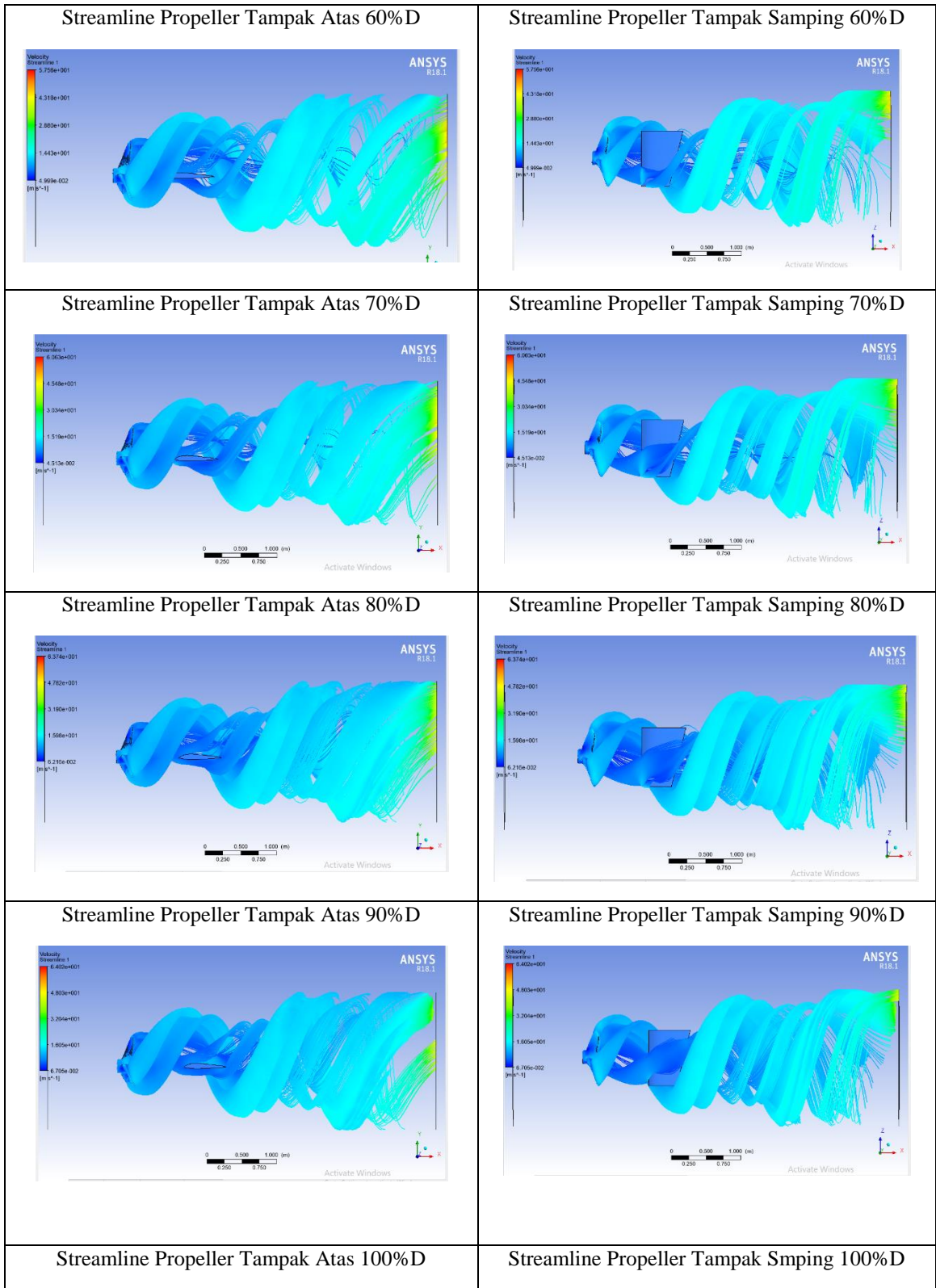


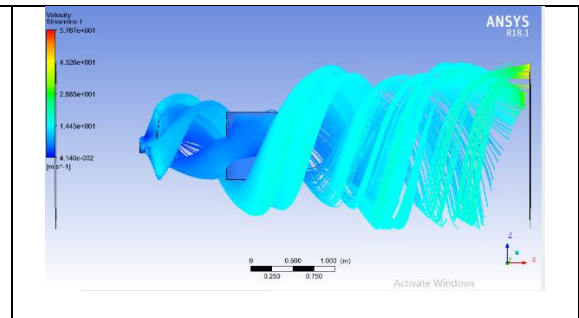
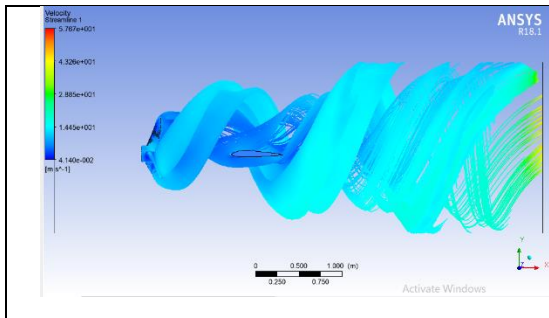
Streamline Propeller Tampak Atas 50%D



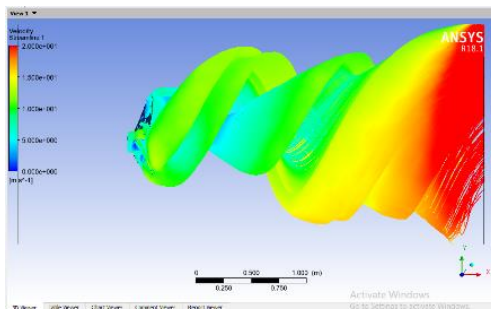
Streamline Propeller Tampak Samping 50%D



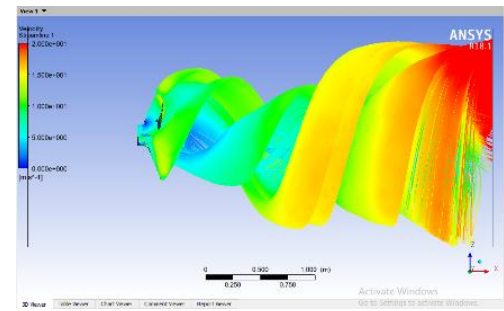




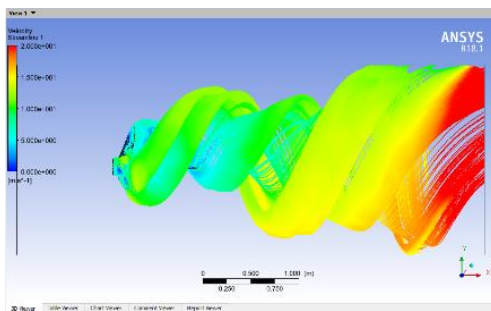
Streamline Propeller Tampak Atas



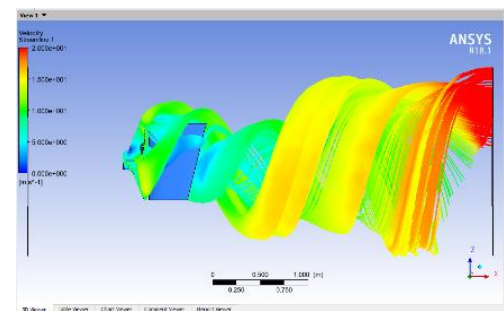
Streamline Propeller Tampak Samping



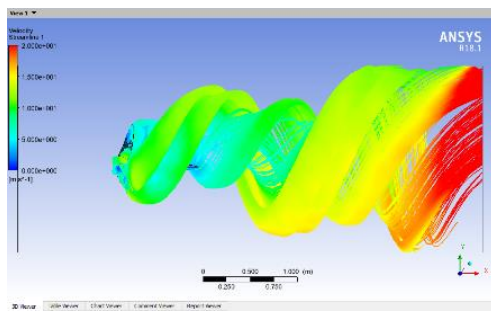
Streamline Propeller Tampak Atas 5%D



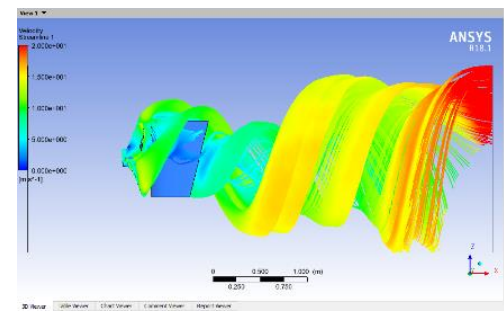
Streamline Propeller Tampak Samping 5%D




Streamline Propeller Tampak Atas 10%D



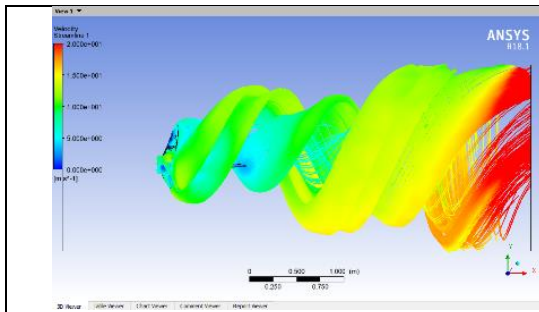
Streamline Propeller Tampak Samping 10%D



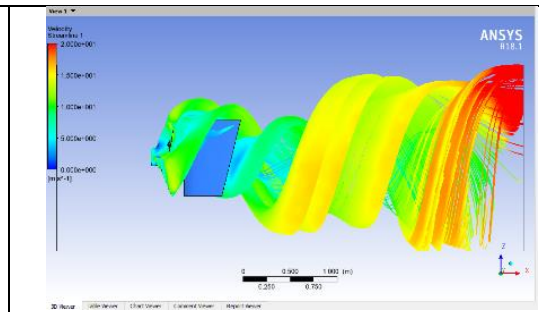
Streamline Propeller Tampak Atas 15%D



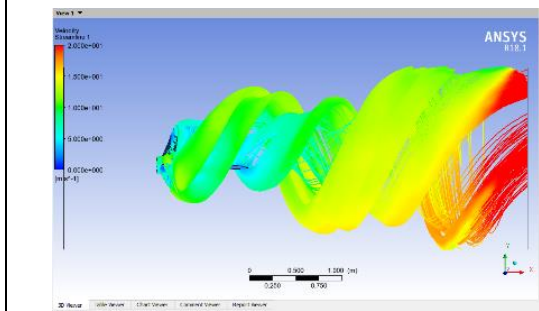
Streamline Propeller Tampak Samping 15%D



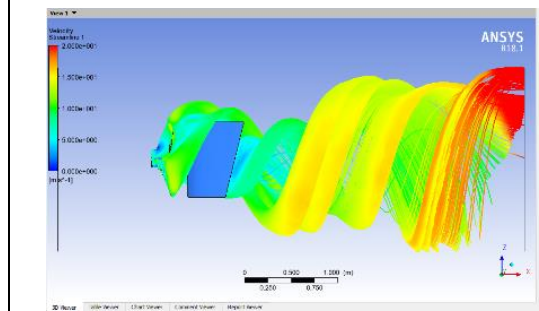
Streamline Propeller Tampak Atas 20%D



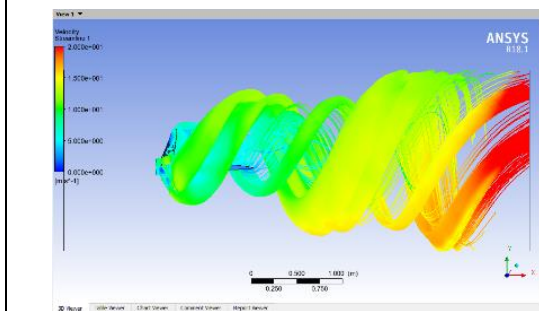
Streamline Propeller Tampak Samping 20%D



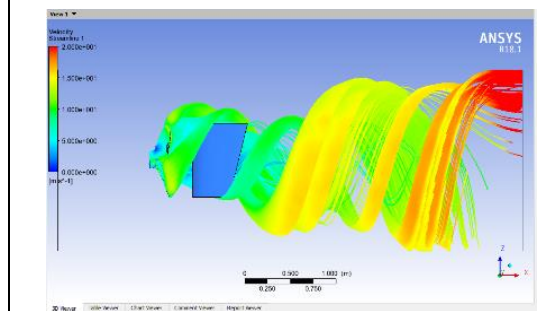
Streamline Propeller Tampak Atas 30%D



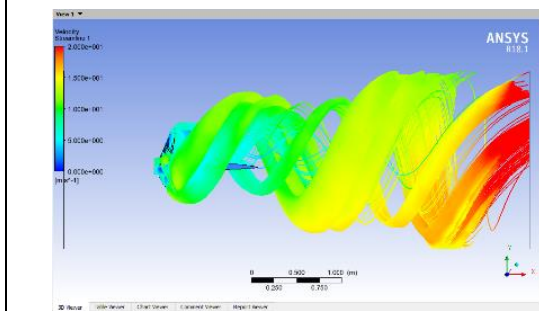
Streamline Propeller Tampak Samping 30%D



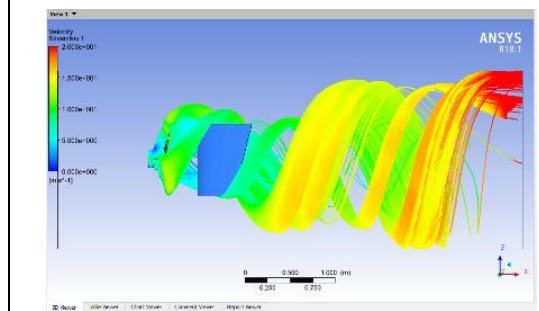
Streamline Propeller Tampak Atas 40%D



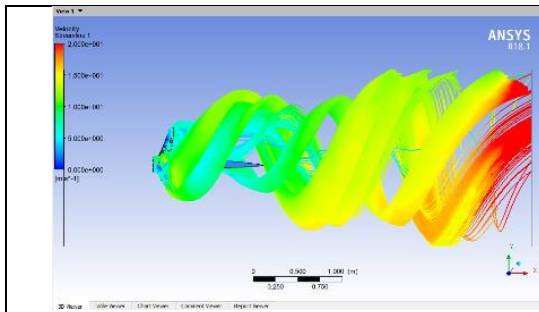
Streamline Propeller Tampak Samping 40%D



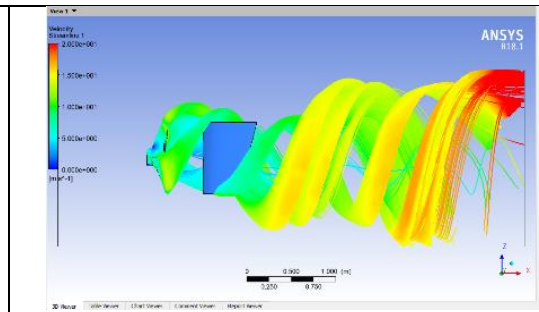
Streamline Propeller Tampak Atas 50%D



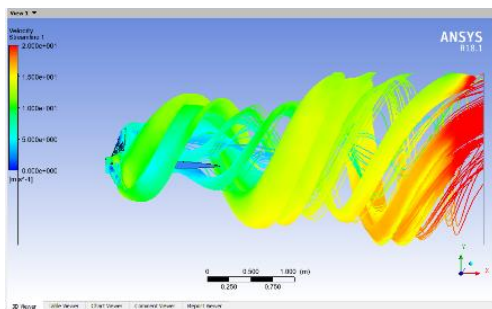
Streamline Propeller Tampak Samping 50%D



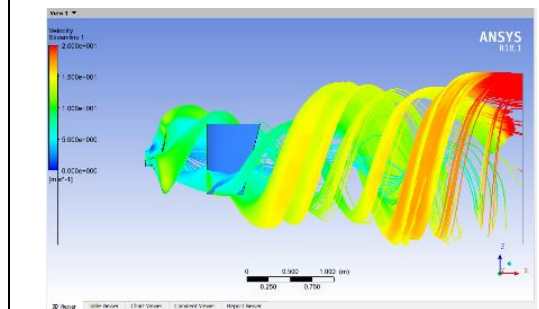
Streamline Propeller Tampak Atas 60%D



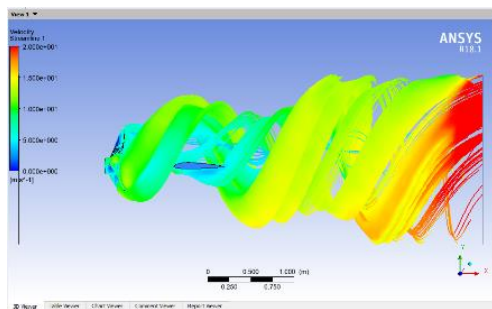
Streamline Propeller Tampak Samping 60%D



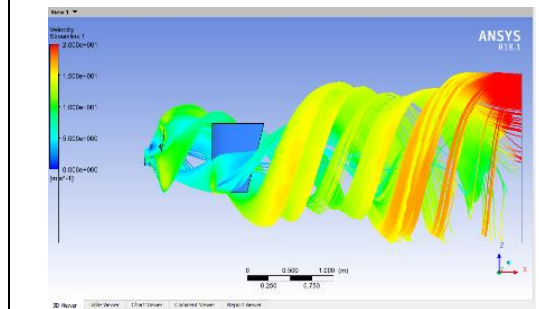
Streamline Propeller Tampak Atas 70%D



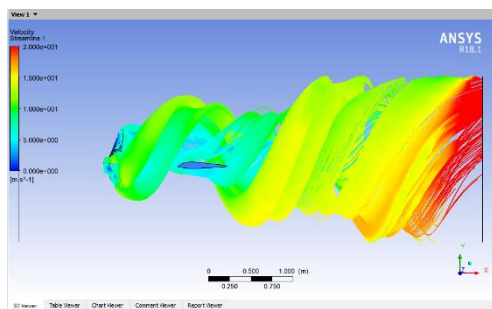
Streamline Propeller Tampak Samping 70%D



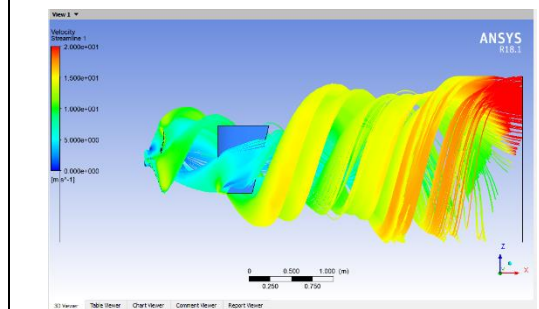
Streamline Propeller Tampak Atas 80%D



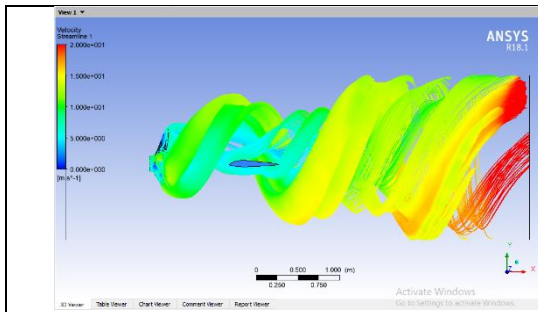
Streamline Propeller Tampak Samping 80%D



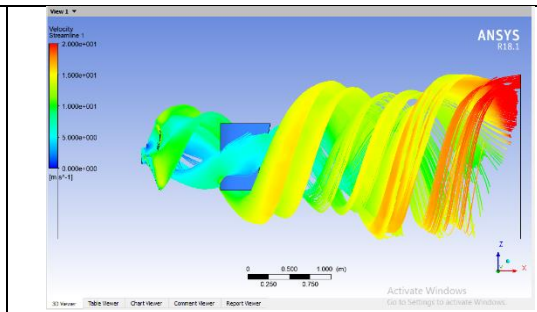
Streamline Propeller Tampak Atas 90%D



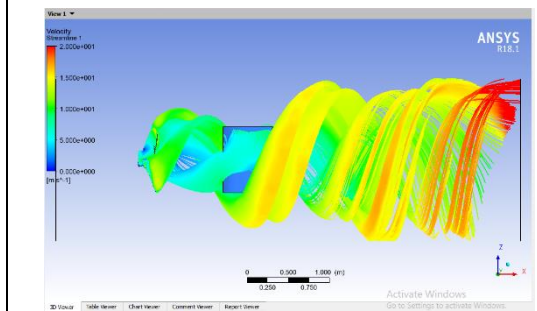
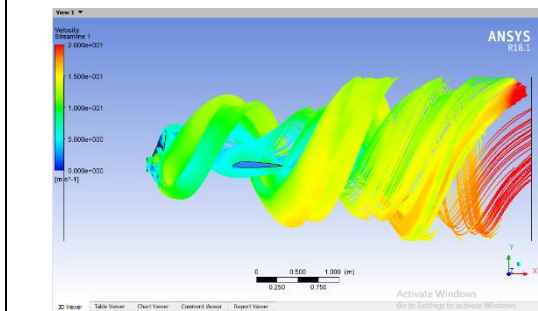
Streamline Propeller Tampak Samping 90%D



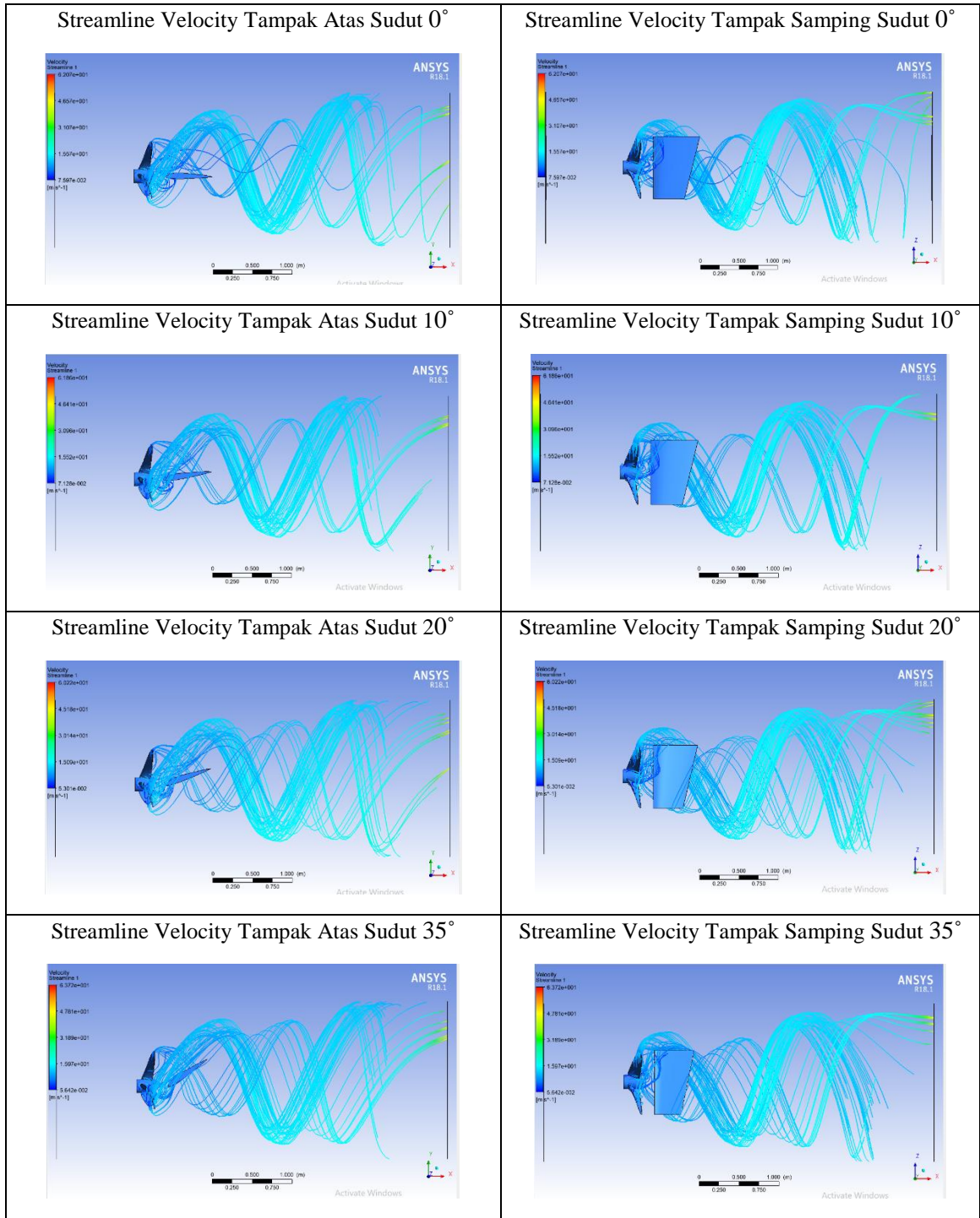
Streamline Propeller Tampak Atas 100%D



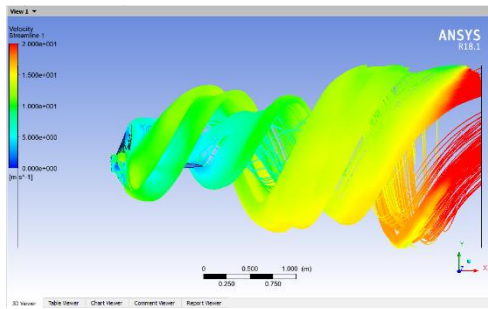
Streamline Propeller Tampak Smping 100%D




2. Gambaran masing – masing konfigurasi hasil *Computational Fluid Dynamic* (CFD) Berdasarkan Perubahan Sudut *Rudder*



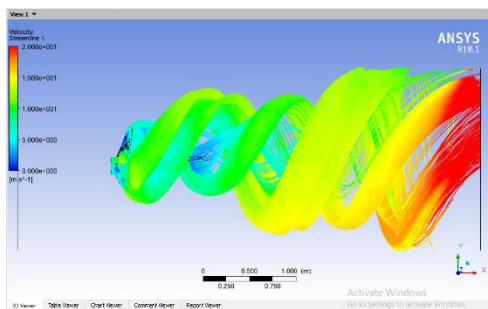
Streamline Velocity Tampak Atas Sudut 0°



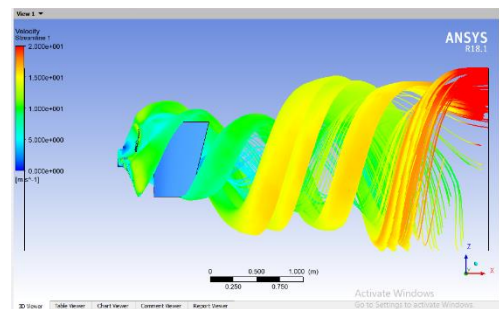
Streamline Velocity Tampak Samping Sudut 0°



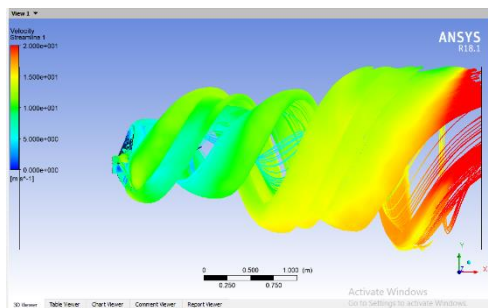
Streamline Velocity Tampak Atas Sudut 10°



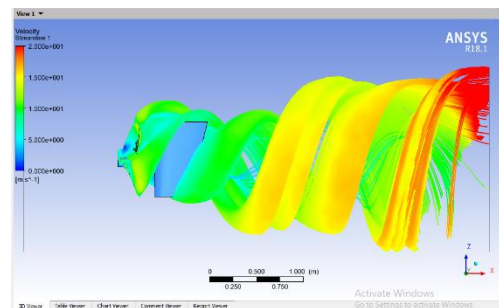
Streamline Velocity Tampak Samping Sudut 10°



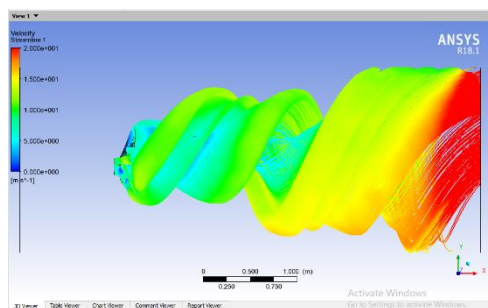
Streamline Velocity Tampak Atas Sudut 20°



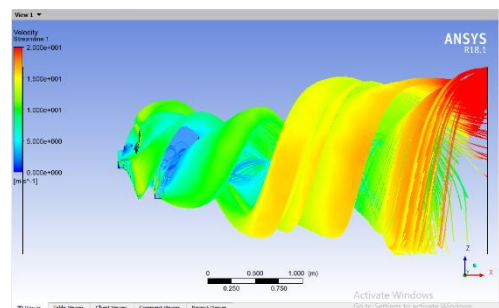
Streamline Velocity Tampak Samping Sudut 20°

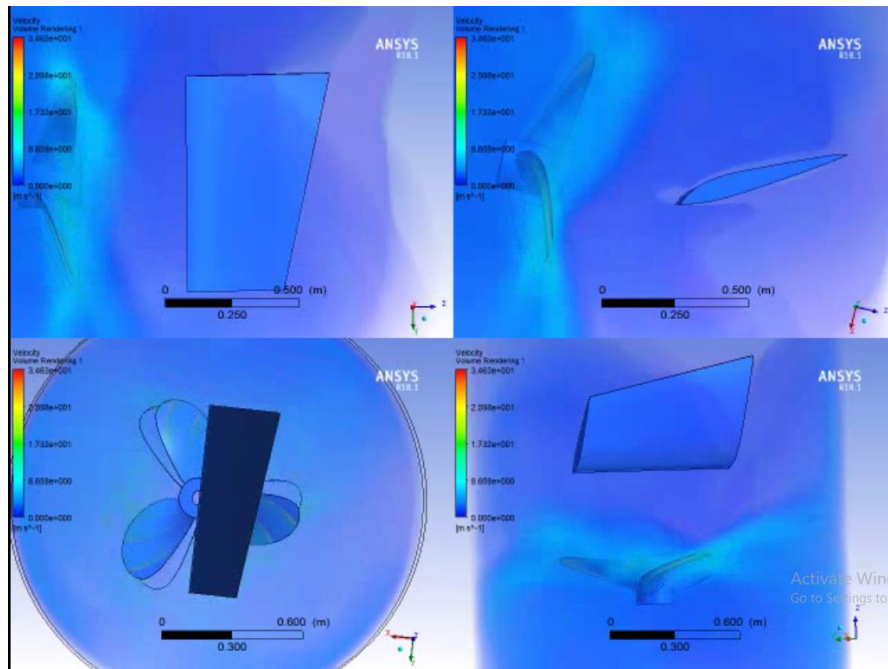


Streamline Velocity Tampak Atas Sudut 35°



Streamline Velocity Tampak Samping Sudut 35°





3. Visualisasi Animasi pada Propeller dan Rudder