

DAFTAR PUSTAKA

- Achmadi, S., 1991, *Analisis Kimia Produk Lebah Madu dan Pelatihan Staf. Laboratorium Pusat Perlebahan Nasional Parung Panjang*, Fakultas Matematika dan Ilmu Pengetahuan Alam, IPB.
- Adriana, P.G., Leila, B., dan Maria, P.B., 1999, Color Changes During Storage Of Honey In Relation to Their Composition And Initial Color, *Food Res Int*, **32**; 185-191.
- Adriani, A. S., 2011, *Identifikasi dan Karakterisasi Sifat Kimia dan Sifat Fisik Dari Madu Asli Dengan Madu Yang Dijual Di Pasaran Medan*, Skripsi, Departemen Kimia, FMIPA Universitas Sumatra Utara, Medan.
- AOAC International, 1990, *Official Methods of Analysis Volume 1*, The Executive Director Office Of The Federal Register, Washington.
- Bangroo, A. K., Khatri, R. dan Chauhan, S. 2005. Honey Dressing in pediatric burn. *Medical Journal of Pediatric Surgery Departemen of Delhi*.
- Bogdanov, S., Martin, P. dan Lullman, C., 1997, *Harmonised Method Of The European Honey Comission*, *Apidologie* (Extra Issue), 1-59.
- Bogdanov, S., Ruoff, K., dan Persano, O., 2004, Physico-Chemical Methods For The Characterisation of Unifloral Honey: a Review, *Apidologie* **35** (*Specialissue*); 4-17.
- Cappucino, J.G., dan Sherman, N., 1992, *Microbiology A Laboratory Manual 3rd Edition*, The Benjamin/Cummings Publishing Company Inc. Redwood City, California.
- Crane, E.E., 1975, *Honey: A Comprehensive Survey*, *Heinermann*, London, pp; 207-239.
- De Leon, L., Beltran, B. dan Moujir, L., 2005, Antimicrobial Activity of 6-oxophenolic, Triterpenoid. Mode of Action Against *Bacillus Subtilis*, *Planta Medica*, **71**:313-319.
- Djide, N. M., Sartini, dan Kadir, S., 2004, *Analisis Mikrobiologi Farmasi*, Laboratorium Mikriologi Farmasi F MIPA UNHAS Makassar, 283-284.
- 2003, *Mikrobiologi Dan Parasitologi*, PT. Citra Aditya Bakti, Bandung, 100-101,103-104,107,118.



L, Klein MI, Lemos JA, Silva BB, dan Agidi S., (2012) Novel Antibiofilm emotherapy targets exopolysaccharide synthesis ad stress tolerance in

Streptococcus mutans to modulate virulence expression in vivo. *Antimicrob Agents Chemother* **56**: 6201–6211.

Gan, S., 1989, *Farmakologi dan Terapi Edisi Ketiga*, Bagian Farmakologi Fakultas Kedokteran Universitas Indonesia, Jakarta.

Gheldof, N dan Engeseth, 2002, Antioxidant Capacity Of Honey From Various Floral Sources Based On Determination Of Oxygen Radical Absorbance Capacity And Inhibition Of In Vitro Lipoprotein Oxidation In Human Serum Samples, *J Agric Food Chem* **50**:3050-3055.

Gillian, M. I., Ferreres, F. A., Ortiz, A. E., dan Thomas-Barberian F. A., 1983, Combined Effect Of Antioxidants And Temperature On Survival Of *Saccharomyces Cerevisiae*, *Journal Food Prot*, **46**: 29-33.

Hariyati, L.F., 2010, Aktivitas Antibakteri Berbagai Jenis Madu Terhadap Mikroba Pembusuk (*Pseudomonas Fluorescens* 0071 Dan *Pseudomonas Putida Fnc* 0070), Skripsi, Fakultas Pertanian Universitas Sebelas Maret, Surakarta.

Harniza, Y., 2009, *Pola Resistensi Bakteri yang Diisolasi Dari Bangsal Bedah Rumah Sakit Umum Pusat Nasional Cipto Mangunkusumo Pada Tahun 2003-2006*, Skripsi Tidak Diterbitkan, Fakultas Kedokteran, Universitas Indonesia, Jakarta.

Hosettman, K., 1991, *Methods in Plant Biochemistry*, Academic Press, New York.

Izwan, M. Z., Mohd, K. Y., dan Yasim, M. M. Y., 2013, Antibacterial Activity Of Selected Malaysian Honey, *Complementary And Alternative Medicine*, **13**: 129.

Jeffrey, A.E dan Echazharetta, S.N., 1997, *Medical Uses of Honey*, *Rev Biomed* 1996, **7**: 43-49.

Joseph, T., Julius, A.N., Florence, F., Delphine, D.N., Jonnas, P., Zeantoin, M., 2007, Physico-Chemical And Microbial Characteristics Of Honey From The Sudano-Guinean Zone Of West Cemeroon, *African Journal Of Biotechnology*, **6** (7); 908-913.

Karaman, T., Buyukunal, S.K., Vurali, A., dan Altunatmaz, S.S., 2010, Physicochemical Properties In Honey From Different Regions Of Turkey, *Food Chem*, **123**: 221-226.

Karim, F.F., (2016) *Analisis Mineral Essensial (Vanadium, Kobalt, Dan Nikel) Dan Uji Bio-Fisika Kimia Pada Madu Asal Desa Terasa Sinjai*, Skripsi tidak diterbitkan, Departemen Kimia, FMIPA Universitas Hasanuddin, Makassar.

Statistik Kehutanan, 2013, *Statistik Kementerian Kehutanan*, Kementerian Kehutanan RI, Jakarta.



- Kucuk, M., Kolayli, S., Karaoglu, S., Ulusoy, E., Baltact, C., dan Candan, F., 2007, Biological Activies And Chemical Composition of Three Honeys Of Different Typea from Anatolia, *Food Chem*, **100**; 526-534.
- Lemos ,J. A., Quivey R. G., Jr, Koo. H., dan Abranches. J., (2013) *Streptococcus mutans*: a new Gram-positive paradigm? *Microbiology*, **159**: 436–45.
- Mahmud, A., 2008. Pengembangan Lebah Madu Dalam Rangka Gerakan Pembangunan Masyarakat Di Provinsi Sulawesi Selatan Dinas Kehutanan Provinsi Sulawesi Selatan, *Jurnal Hutan Dan Masyarakat*, **3** (1); 1-11.
- Michalek M Suzanne, dan Noel K Childers., 1990, Development and Outlook For Caries Vaccine. *Crit. Rev Oral Biol. Med.*,**1**: 37-51.
- Molan, P.C., 1992, *The Antibacterial Activity Of Honey*, Bee World.
- Mulu, A., Tessema, B., dan Derby, F., 2004, In Vitro Assesment Of The Antimikrobial Potential of Honey On Common Human Pathogens, *Ethiop. J.Health Dev*, **18** (12).
- Mundo, M.A., Olga, I., Padilla-Zakour, dan Worobo, R.W., 2004, Growth Inhibition of Food Pathogens and Food Spoilage Organism by Selected Raw Honeys, *Internasional Journal of Microbiology* **97**: 1-8.
- Nathan, 2006, Neutrophils and immunity: challenges and opportunities.*Nat Rev Immunol.* **3**:173-82.
- Ohemeng, K. A., Schwender, C. F., Fu, K. P., dan Barrett, J, F., 1993, DNA Gyrase Inhibitory and Antibakterial Activity of Some Flavonos, *Bioorganic And Medical Chemistry Letters*, **3**(2): 225-230.
- Olaitan, P.B., Adeleke, O.E., dan Ola, I.O., 2007, Honey: A Reservoir For Mincoorganism And An Inhibitory Agent For Microbes, *African Health Sci.*, **7**:159-165.
- Pankey, G. A., dan Sabbath, L. D., 2004, Clinical Relevance of Bacteriostatic Versus Bactericidal Mechanism of Action in the Treatment of Gram Positive Bacterial Infections, *Clin. Infec. Dis*, **38**: 864- 870.
- Savage, P. b., Li, C., Taotafa, U., Ding, B., dan Guan, Q., 2002, Antibacterial Properties of Cationic Steroid Antibiotic, *Microbiology Letter*, **217**(1): 1-7.
- Sarwono, B., 2001, *Kiat Mengatasi Permasalahan Praktis Lebah Madu*, Cetakan pertama, Agro Media Pustaka, Jakarta.

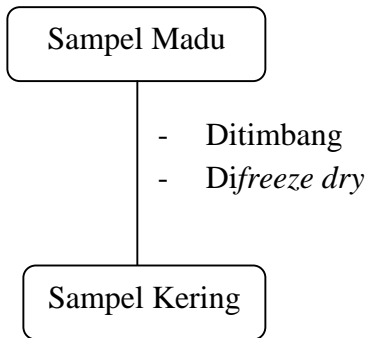
B., 2001, *Kiat Mengatasi Permasalahan Praktis Lebah Madu*, Cetakan pertama, Agro Pustaka, Jakarta.



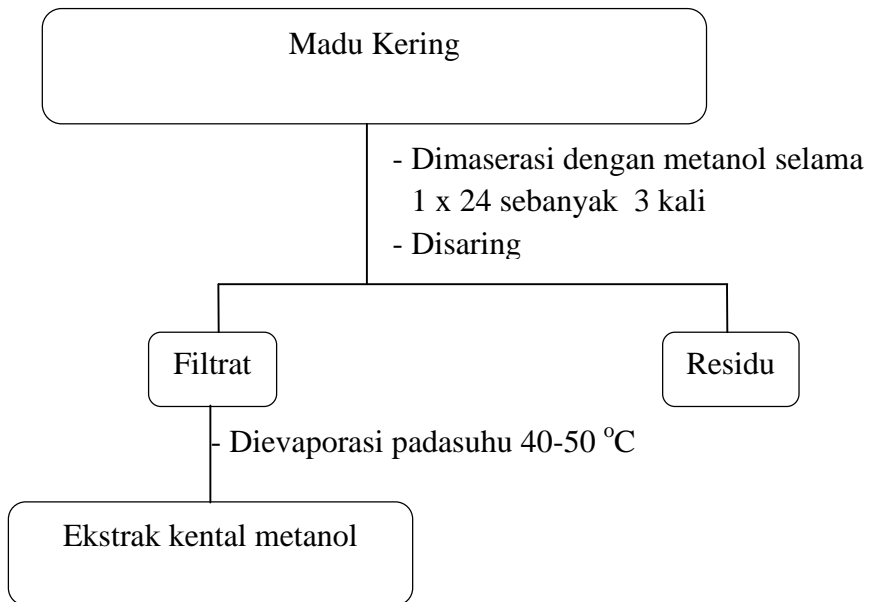
- Standar Nasional Indonesia, 01-3545-2004 Tentang Madu, *Benefit Of Natural Fresh Honey*.
- Statistik Produksi Kehutanan, 2014. *Data Kehutanan Produksi Kayu Dan Non Kayu Di Indonesia*, www.bps.go.id.
- Suranto, A., 2007, *Terapi Madu*, Penebar Plus, Jakarta.
- Taormina, P.J., Niemira, B.A., dan Beuchat, L.R., 2001, Inhibitory Activity of Honey Against Foodborne Pathogens as Influenced by The Presence of Hydrogen Peroxide and Level of Antioxidant Power. *International Journal of Food Microbiology*, **69**: 217-225.
- Warna, D.A.F., 2011, Hubungan Biofilm *Streptococcus Mutans* Terhadap Resiko Terjadinya Karies Gigi, *Stomatognathic(J.K.G Unej)*, **8**(3): 127-130.
- Wasito, H., Ega, S. P., dan Yani, L., 2008, Uji Antibakteri Madu Terhadap Bakteri *Staphylococcus Aureus*, *Jurnal Kimia*, Repositori UIN Jakarta.
- Wattimena, J.R., 1991, *Farmakodinamika dan Terapi Antibiotik*, Universitas Gadjah Mada Press, Yogyakarta.
- White, J.W., 1978, Honey, *J. Apicultural Sci.*, **17**; 234-238.
- Winarno, F.G., 1982, *Madu, Teknologi, Khasiat Dan Analisis*, Ghalia Indonesia, Jakarta.
- Zainol, I.M., Mohd, K. Y., dan Yasim, M. M. Y., 2013, Antibacterial Activity Of Selected Malaysian Honey, *Complementary And Alternative Medicine*, **13**; 129.
- Zero DTFM, Martinez-Mier EA, Ferrera-Zandona A, Ando M, Gonzalez-Cabezas C, (2009) The biology, prevention, diagnosis and treatment of dental caries. *JADA*, **140**: 25S–34S.
- Zulkarnaim, 2017, *Isolasi Metabolit Sekunder Fraksi N-Heksan yang tidak Aktif Terhadap Artemia salina Dari Kayu Batang Melochia Umbellata (Houtt) Stapf Var.Visena Dan Uji Bioktivitiesnya Sebagai Antibakteri*, Skripsi, Departemen Kimia, FMIPA Universitas Hasanuddin, Makassar.



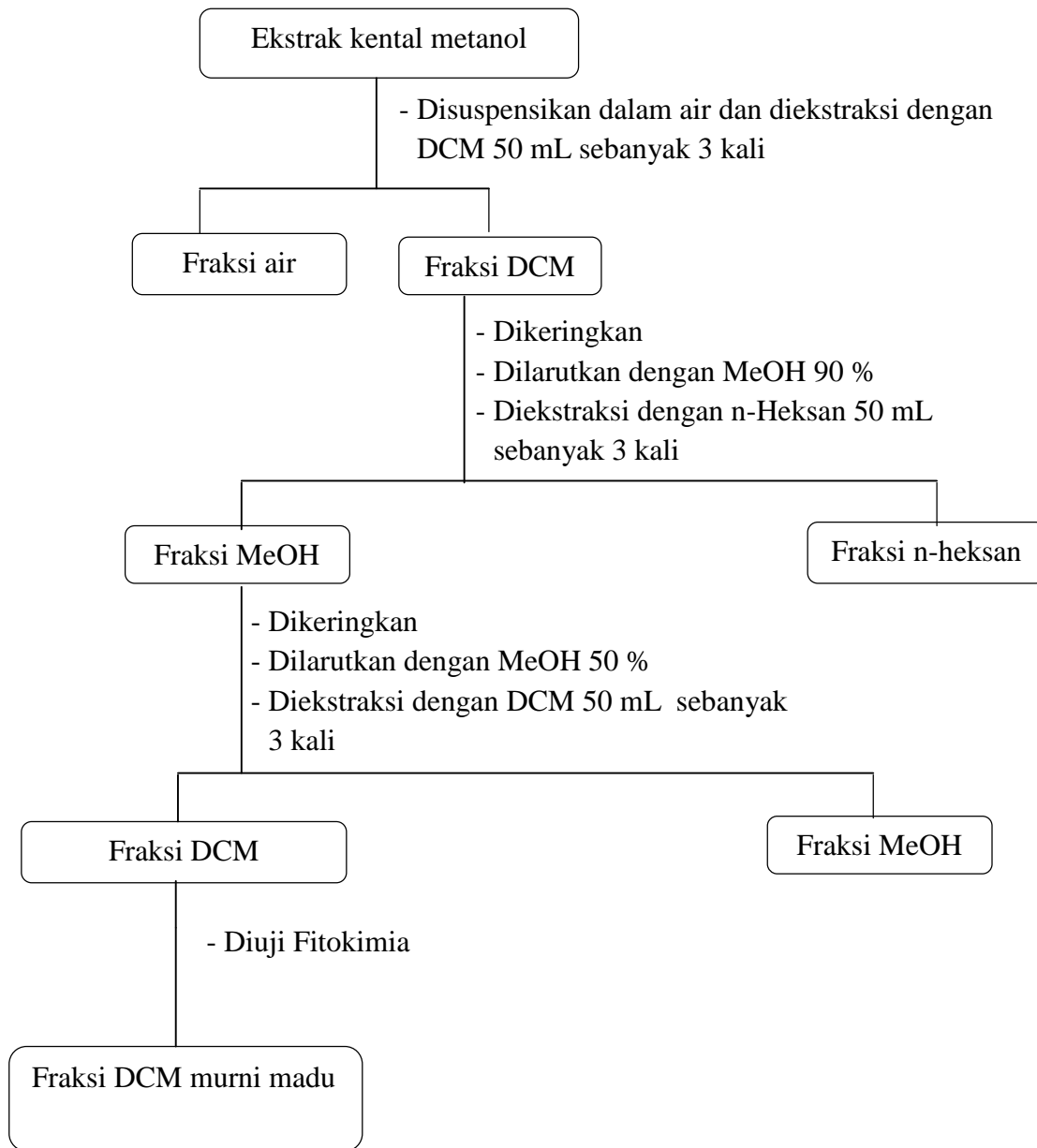
Lampiran 1. Bagan Penyiapan Sampel



Lampiran 2. Bagan Ekstraksi dan Isolasi Madu



Lampiran 3. Fraksinasi Ekstrak Metanol dan diklorometan (DCM)



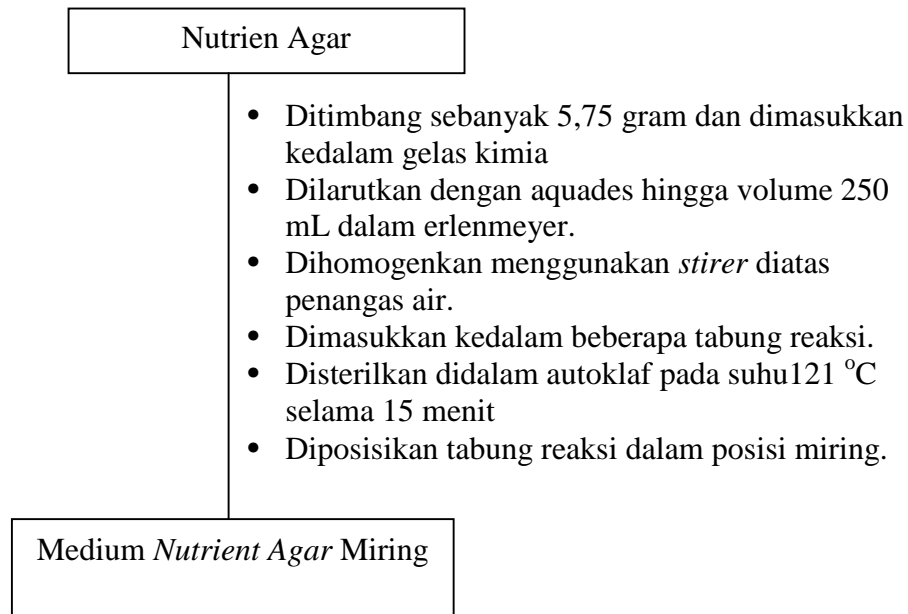
Catatan:

Fraksi n-Heksan diberi perlakuan seperti fraksi DCM

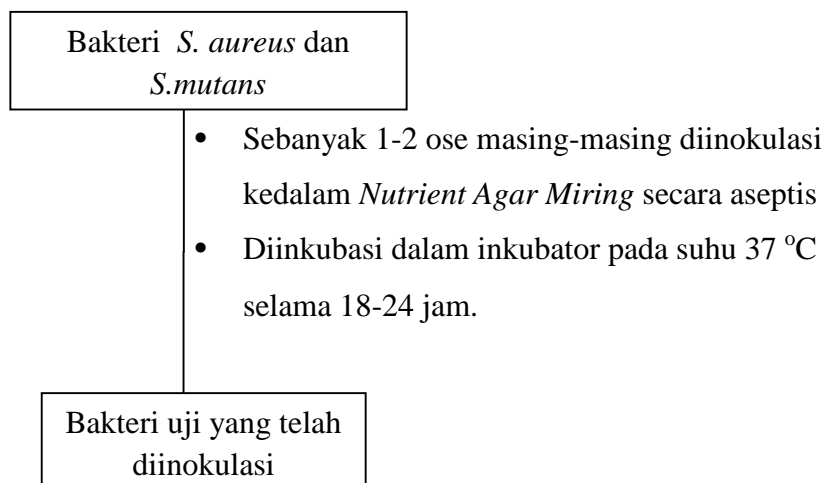


Lampiran 4. Uji Bioaktivitas

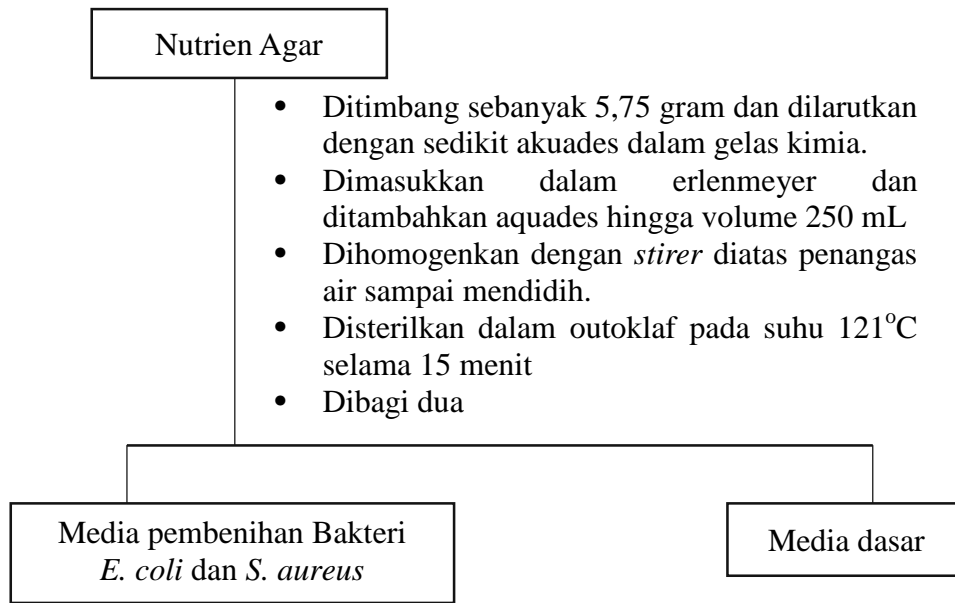
1. Pembuatan Medium *Nutrien Agar Miring*



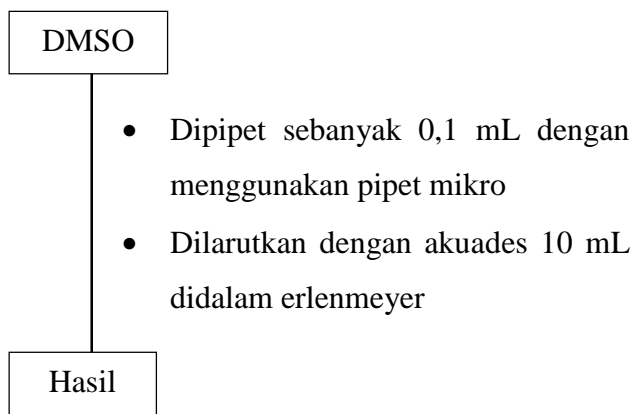
2. Penyiapan Biakan Bakteri Uji



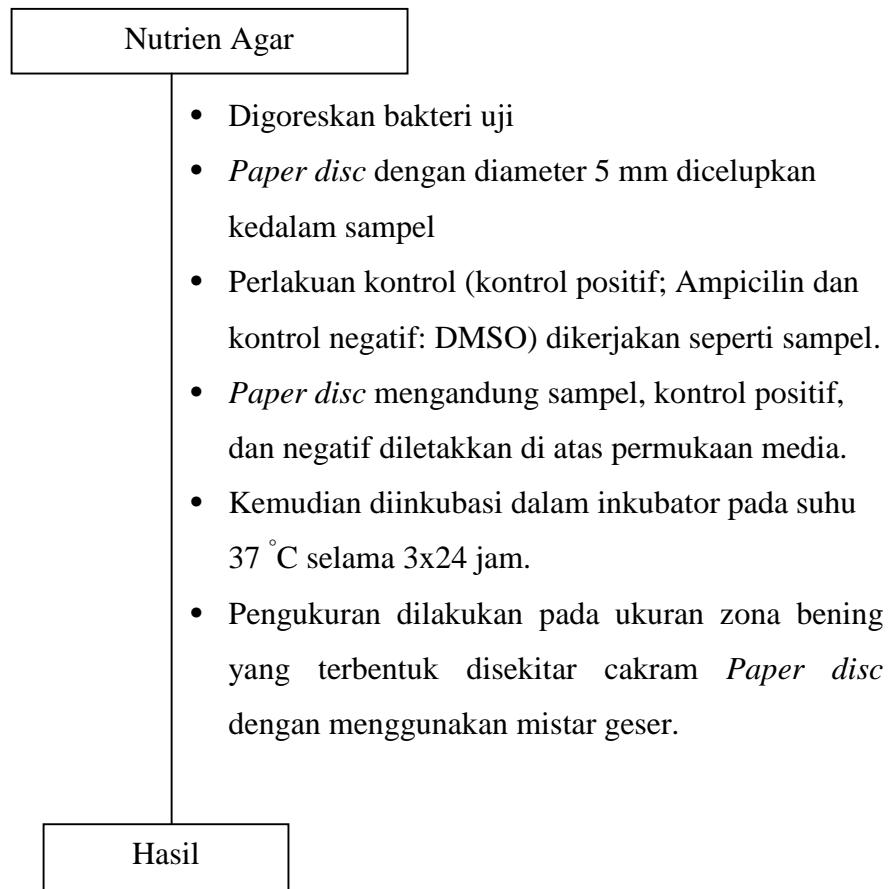
3. Pembuatan Media dasar dan Media Pembenihan



4. Pembuatan Larutan Kontrol Negatif DMSO



5. Uji Bioaktivitas Antibakteri



Lampiran 2. Dokumentasi penelitian



Maserasi madu dengan metanol




Evaporasi hasil maserasi






Hasil ekstraksi madu



Fraksinasi hasil ekstraksi



Uji fitokimia

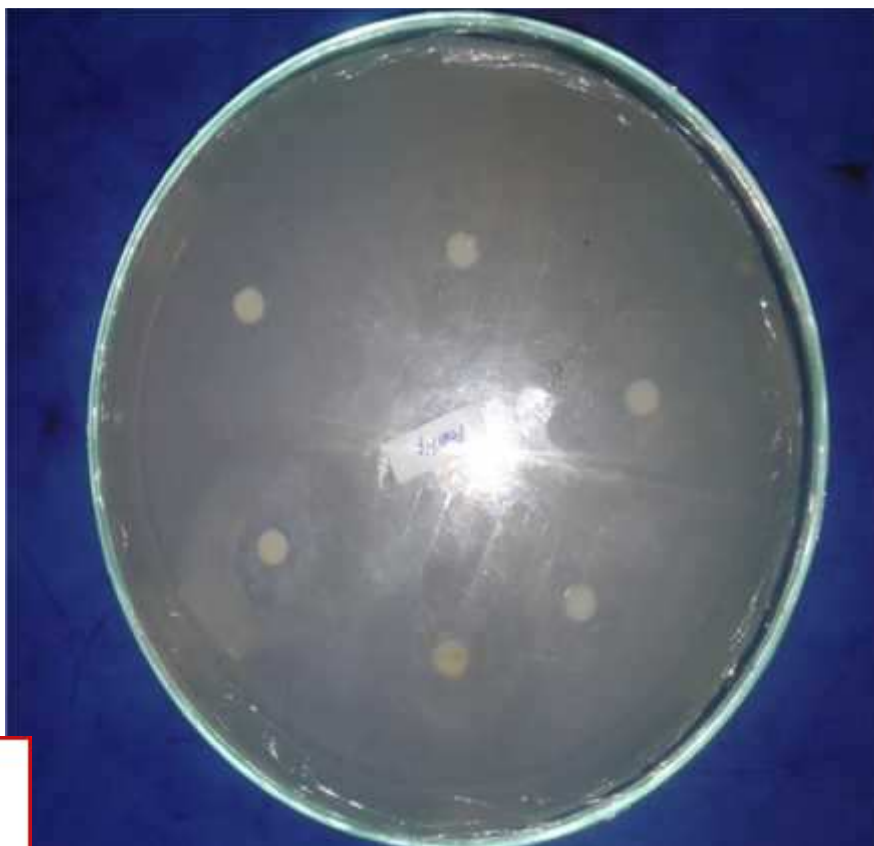
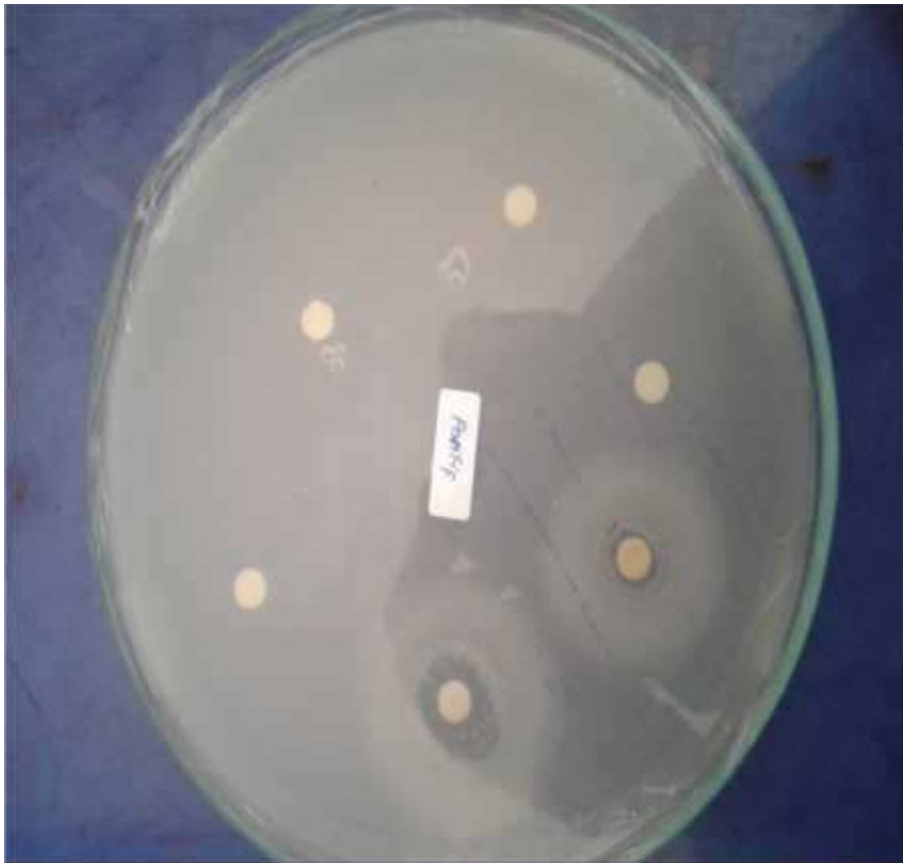


Optimization Software:
www.balesio.com



Dokumentasi uji antibakteri





Optimization Software:
www.balesio.com