

DAFTAR PUSTAKA

- Angelucci ME, Ferraz AC, Da Costa ML, Batista IR, De Oliveira BH, Da Cunha C. Pharmacological evaluation of ricinine, a central nervous system stimulant isolated from *Ricinus communis*. *Pharmacol Biochem Behav* 1999; 63(3): 367-75
- Bernays, E.A and R.F. Chapman. 1994. *Host Plant Selection by Phytophagous Insects*. New York: Chapman & Hall.
- Bullangpoti V, Khumrungsee N, Pluempanupat W, Kainoh Y, Saguanpong U. Toxicity of ethyl acetate extract and ricinine from *Jatropha gossypifolia* senescent leaves against *Spodoptera exigua* Hübner (Lepidoptera: Noctuidae). *J Pestic Sci* 2011; 36(2): 260-3.
- Braithwaite, A and Smith, F. J. 1995. *Chromatographic Methods*. Kluwer Academic Publishers, London
- Beasley, M.M., E.J. Bartelink, L. Taylor & R.M. Miller. 2014. Comparison of Transmission FT-IR, ATR, and DRIFT Spectra: Implications for Assessment of Bone Bioapatite Diagenesis. *Journal of Archaeological Science*, 46(1): 16-22
- Christian, Gary D. 1994. *Analytical Chemistry*. Fifth Edition. University of Washington. John Wiley & Sons, USA.
- Coulson, E. J., Spies, J. R., and Stevens, H., J. 1950. *Allergy*, 21, 34-44.
- Chatwall, G. 1985. *Spectroscopy Atomic and Molecule*. Bombay: Himalaya Publishing House
- Dyck SV, Gerbaux P, Flammang P. Qualitative and Quantitative saponin contents in five sea cucumbers from the Indian Ocean. *Mar drugs* 2010 jan;8(1):173-89.
- Evans, T., *J. Am. Chem. Soc.*, 22, 39-46 (1900).
- Ferraz AC, Anselmo-Franci JA, Perosa SR, de Castro-Neto EF, Bellissimo MI, de Oliveira BH, et al. Amino acid and monoamine alterations in the cerebral cortex and hippocampus of mice submitted to ricinine-induced seizures. *Pharmacol Biochem Behav* 2002; 72(4): 779-86.
- Ferraz AC, Pereira LF, Ribeiro RL, Wolfman C, Medina JH, Scorza FA, et al. Ricinine-elicited seizures. A novel chemical model of convulsive seizures. *Pharmacol Biochem Behav* 2000; 65(4): 577-83
- Farnsworth, N. R., 1966, *Biological and Phytochemical Screening of Plants*, *J. Pharm. Sci.*, 55(3), 225-276.

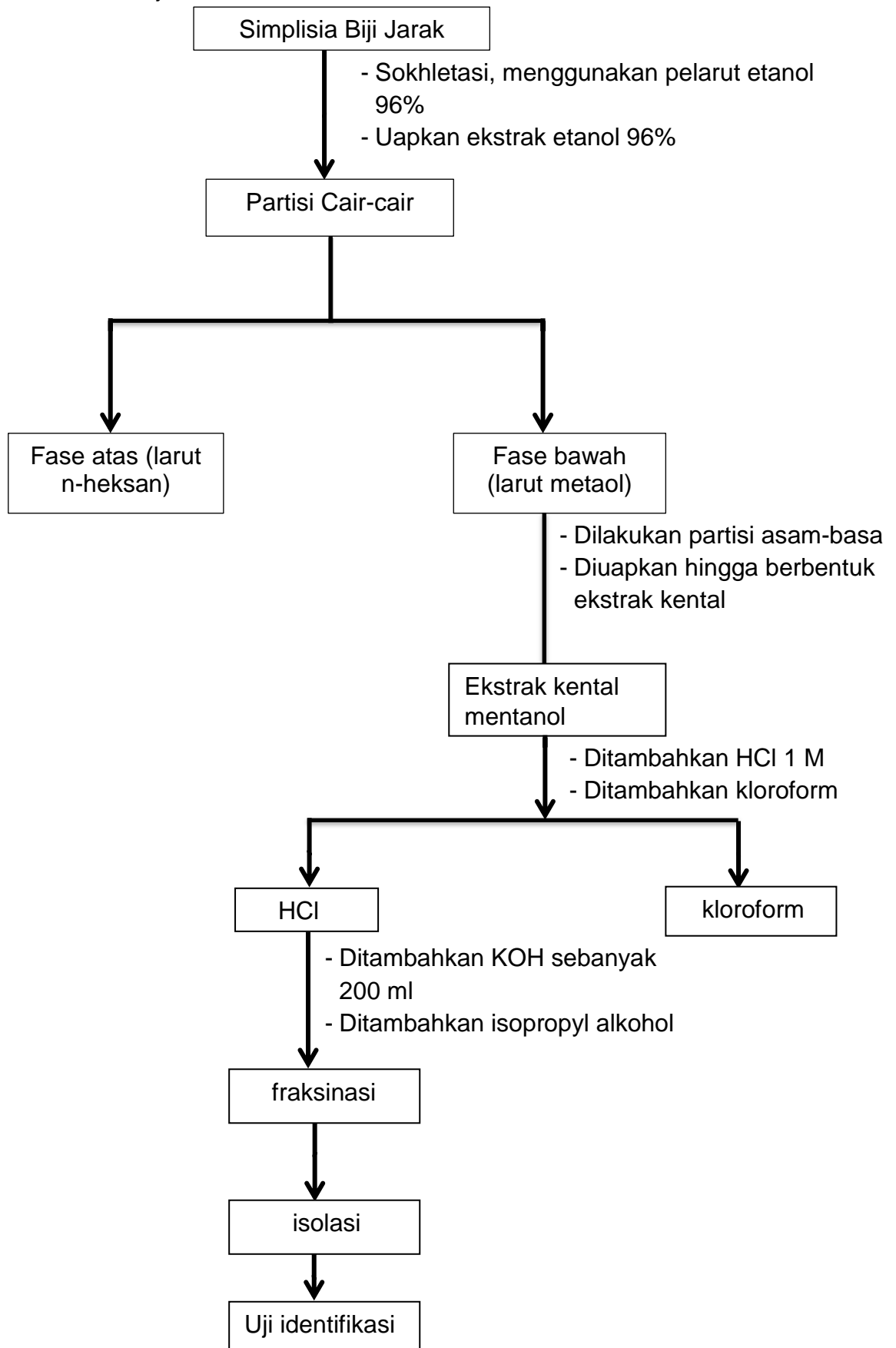
- Fessenden, R.J, dan Fessenden, J.S. 1997. *Dasar-dasar kimia organik*. Jakarta: Erlangga.
- Fessenden, R.J, dan Fessenden, J.S. 1992. *Kimia Organik 2nd Edition*, Penerbit Erlangga, Jakarta.
- Gritter, R.J., Bobbit, J.M., Swaharting, A.E. 1991. *Introduction to Chromatography*. Penerjemah: Kosasih Padmawinata. Pengantar Kromatografi. Bandung: ITB. Hal. 1, 4.
- Harborne, J.B. 1987. *Metode Fitokimia: Penuntun Cara Modern Menganalisis Tumbuhan Terbitan Kedua*. Bandung: Penerbit ITB. p. 6 - 8.
- Hanani, Endang. 2014. *Analisis Fitokimia*. EGC : Jakarta
- Hanani, Endang. 2015. *Analisis Fitokimia*. EGC : Jakarta.
- Hadi, S. & J.B. Bremner. 2001. Initial Studies on Alkaloids from Lombok Medicinal Plants. *Molecules*.
- Harborne, J.B. 1987. *Fitokimia : Penuntun Cara Modern Menganalisis Tumbuhan*. Penerbit ITB, Bandung.
- Harris, D.C. 2015. *Quantitative Chemical Analysis* New York, NY: W.H. Freeman and Company.
- Kirtikar K.R. and Basu B.D., 1991. *Indian Medicinal Plants*. 3:2274-2277
- Hostettmann.K, Hostettman.M, MD, Marston A, 1995, *Cara kromatografi preparatif Penggunaan pada Isolasi Senyawa Alam*, hal 10, ITB, Bandung.
- Kumar, P., Joshi, S., Sati, S. C., & Rai, D. 2016. Evaluation Of Antiulcer Activity Of Castor Oil In Rats. *International Journal of Research in Ayurveda & Pharmacy*, 5(June),1349–1353.
- Lakshamma P. and Prayaga L., 2006. Identifying the sources of tolerance for drought in Castor, *Ricinus communis* L. *J. Oilseeds Res.* 33:348-352.
- Marjoni, M.R. 2016. *Dasar-Dasar Fitokimia*. Jakarta: TIM.
- Munawarah, S. & Handayani, P.A. 2010 'Ekstraksi Minyak Daun Jeruk Purut (*Cytrus hydtrik* D.C) Dengan Pelarut Etanol dan N-Heksan'. *Jurnal Kompetensi Teknik*. 2(1),pp.73-78
- Makkar, H.P.S., Siddhuraju, P., dan Becker, K. 2007. *Plant Secondary Metabolites*. Humana Press: New Jersey.

- Nugroho S. 2008. Risin, Bioteroris yang Juga Bisa Bersahabat. http://www.chemistry.org/artikel_kimia/teknologi_tepat_guna/potensi_jarak_sebagai_tanaman_energi_di_indonesia.
- Noor, Rasuane dan S. Zen. 2015. Inventarisasi Tanaman Obot di Masyarakat Suku Semendo di Kecamatan Way Tenong Kabupaten Lampung Barat. UM Metro. Prosiding Seminar Nasional. Lembaga Penelitian UM Metro.
- Peng J, Cai S, Wang L, Zhao N, Zhang TJ, Chen ZX, et al. A metabonomic analysis of serum from rats treated with ricinine using ultra performance liquid chromatography coupled with mass spectrometry. *Plos One* 2014; 9(3): e90416
- Pavia, D.L., Lampmann, G.M., dan Kriz, G.S. 1979. *Introduction to Spectroscopy: A Guide for Students of Organic Chemistry*. Washington: Saunders College Publishing
- Robinson T. 1991., The Organic constituents of higher plant., Departemen of Biochemistry University of Massachusetts. Diterjemahkan oleh, Kosasisih Padmawinata, Kandungan Organik Tumbuhan Tinggi. Edisi keenam Penerbit ITB. Bandung.
- Robinson T (1987) Precursors of ricinine in the castor bean plant. *Biochem* 17: 1903–1905.
- Subiyakto S. 2005., Pestisida Nabati. Pembuatan dan Pemanfaatannya. Cara praktis pembuatan pestisida nabati aman dan ramah lingkungan dengan teknik pengujian sederhana. Kanisius. Yogyakarta
- Scarpa, A. and Guerci, A., 1982. Various uses of the castor oil plant (*Ricinus communis* L.): a review. *Journal of Ethnopharmacology* 5, 117–137.
- Sinaga, E. 2005. *Ricinus communis* Linn. Biji Jarak.
- Sudjadi, Witasari L.D., Sadarum M.T., Nastity N. dan Sismindari. 2007. Efek Sitotoksik suatu Protein seperti Ribosome Inactivating Proteins yang Bersifat Asam dari Daun *Mirabilis jalapa* L. pada sel kanker. *Majalah Farmasi Indonesia*. 18(4). Hal: 8-14.
- Suntres Z.E., Stone W.L., Smith M.G. 2005. Ricin-Induced Tissue Toxicity: The Role of Oxidative Stress.
- Sudjadi. 1988. *Metode Pemisahan*. Kanisius: Yogyakarta
- Sitorus dan Sutiani., 2016, *Laboratorium Kimia pengelolaan dan Manajemen*, GRAHA ILMU, Yogyakarta.

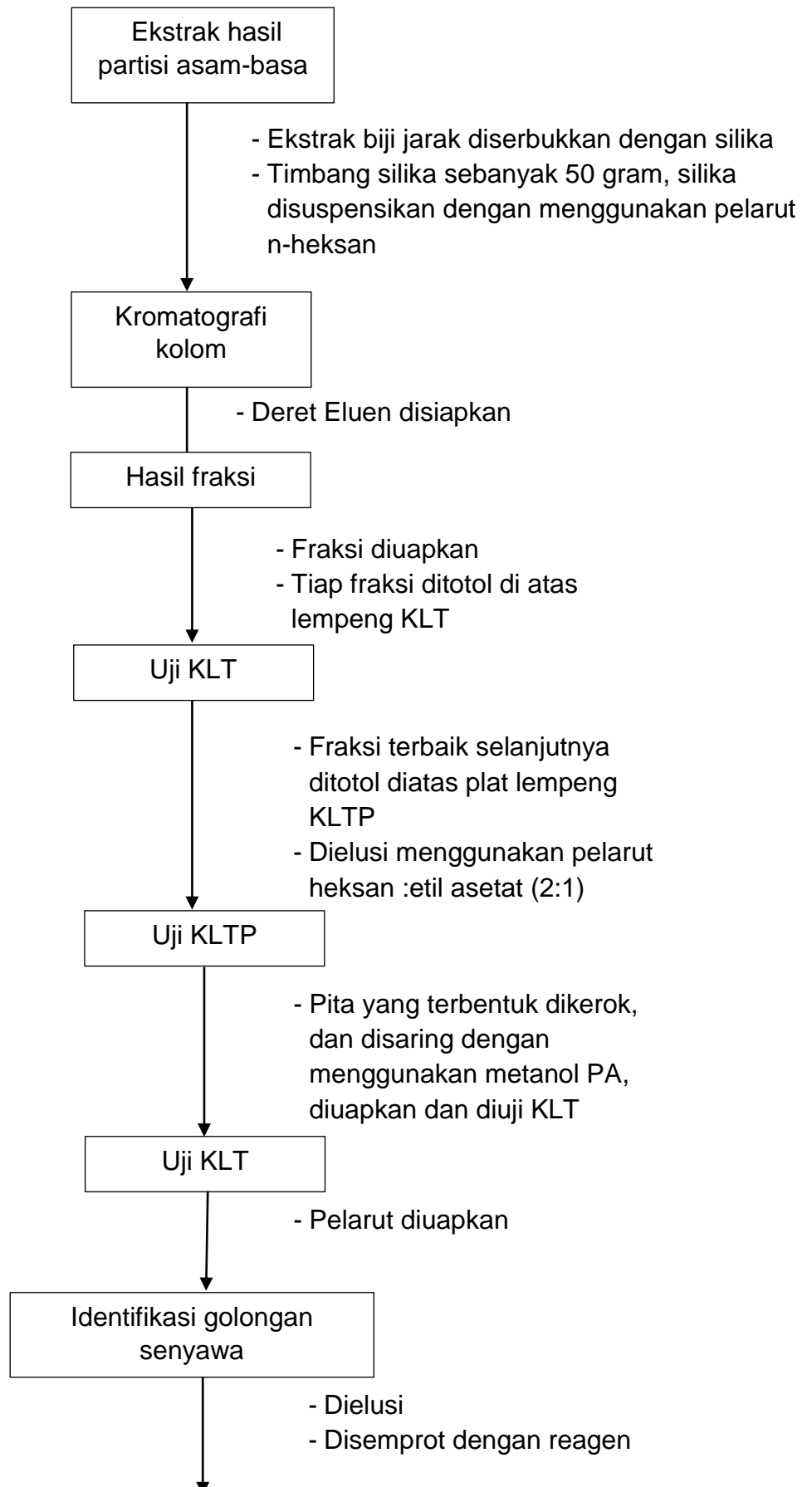
- Tripathi AC, Gupta R, Saraf SK. Phytochemical investigation characterisation and anticonvulsant activity of *Ricinus communis* seeds in mice. *Nat Prod Res* 2011; 25(19): 1881-4
- Taiz L & Zeiger E. 2015. *Plant Physiology*. 6 th Ed. Massachusetts: Sinauer Associates, Inc. Pp 545-582.
- Tuson R.V. *note on an alkaloid contained in the seeds of the Ricinus communis, or castor-oil plant*. *J. Chem. Soc.* 1864;17:195–197
- Worbs S, Köhler K, Pauly D, Avondet MA, Schaer M, Dorner MB, et al. *Ricinus communis* intoxications in human and veterinary medicine-a summary of real cases. *Toxins (Basel)* 2011; 3(10): 1332-72.
- Worbs S, Kohler K, Pauly D, Avondet MA, Schaer M, et al (2011) *Ricinus communis* intoxications in human and veterinary medicine-a summary of real cases. *Toxins (Basel)* 3: 1332–72.
- Widodo, Wahyu dan Sumarsih, Sri. 2011. *Seri Budi Daya Jarak Kepyar, Tanaman Penghasil Minyak Kastrol Untuk Berbagai Industri*.
- Wahyono D. dan Rachmat M. 2000. *Tanaman Biofarmaka Sebagai Biopestisida*. Jakarta: Departemen Pertanian RI. Hal:29.

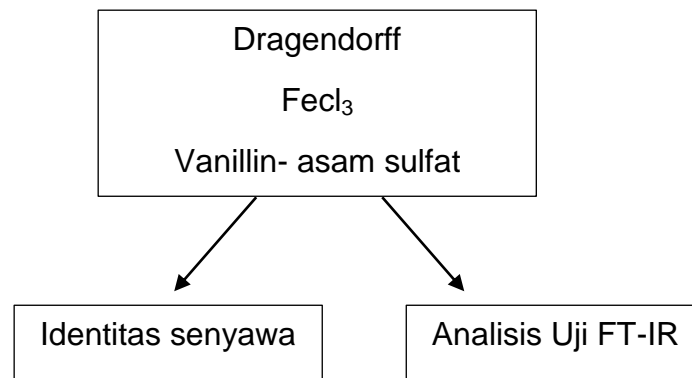
LAMPIRAN**Lampiran 1. Skema kerja**

1. Ekstraksi Biji Jarak

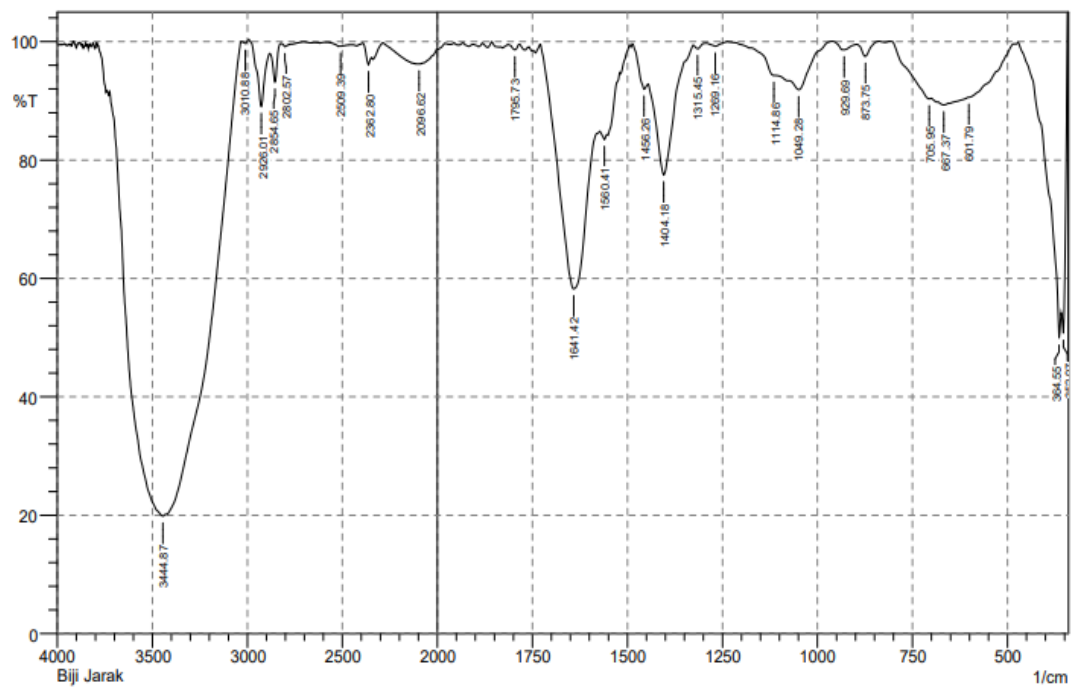


2. Proses Fraksinasi





Lampiran 2. Data spektrofotometer FT- IR



Lampiran 3. Dokumentasi Penelitian



Gambar 14. Tanaman biji jarak (*Ricinus Communis*)



Gambar 15. Proses penimbangan biji jarak



Gambar 16. Proses soxhletasi




Gambar 17. Proses partisi



Gambar 18. Proses kromatografi kolom



Gambar 19. Hasil fraksinasi



Gambar 20. Proses Elusi lempeng KLTP



Gambar 21. Proses Partisi Asam-Basa