

DAFTAR PUSTAKA

1. Listyana NH, Gina M. Analisis Produksi Temulawak Sebagai Bahan Baku Jamu Di Balai Besar Penelitian Dan Pengembangan Tanaman Obat Dan Obat Tradisional Tawangmangu. *J Jamu Indonesia*. 2017; 2(1): P. 1-7.
2. Gartika Meirina ,Mieke Hemiawati Satari. Beberapa Bahan Alam Sebagai Alternatif Bahan Pencegah Karies. Available From 2013 http://pustaka.unpad.ac.id/wpcontent/uploads/2013/08/pustaka_unpad_beberapa_bahan_alam.pdf Accessed Desember 23,2013.
3. Sabir Ardo. Respons Inflamasi Pada Pulpa Gigi Tikus Setelah Aplikasi Ekstrak Etanol Propolis (EEP). *Dent. J*. 2005. Vol. 38, No.2. P; 77-83.
4. Hastuti DR, Prasetyo D, Hadinoto SH. Perbedaan Kadar *Caffeic Acid Phenethyl Ester* Pada Propolis Ekstrak Etanol Dan Propolis Ekstrak Air. *Biofarmasi*. 2013; 11(2): p. 43-7.
5. A.F.N Ramos and J.L Miranda. Propolis: *A Review Of Its Anti-Inflammatory And Healing Actions*. *J Venom Anim Toxins Incl Trop Dis*. 2017;12(4) 467-706.
6. Handayani B and Brahmanta A. Jumlah Osteoblas Pada Daerah Tarikan Dengan Pemberian Ekstrak Propolis Sebagai Pencegahan Relaps Ortodonti. *Journal Kedok. Gigi*. 2018; 12(1): 29-30.
7. Nizar M, Kresnoadi U, Soekobagiono. *The Effect of Propolis Extract and Bovine Bone Graft Combination on The Number of Osteoclast and Osteoblas*

- As An Effort To Preserve Post-Extraction Socket (On Cavia Cobaya)*. Dent J. 2020; 53(1): p. 10-5.
8. Kuramoto H, et al. *Caffeic Acid Phenethyl Ester (CAPE) Induces VEGF Expression and Production in Rat Odontoblastic Cells*. BioMed Research Intr. 2019; Volume: p. 2.
 9. Parolia A, et al. *Propolis and Its Potential Uses In Oral Health*. Int J Med SCI. 2010; 2(7): p.210-15.
 10. Lotfy M. *Biological Activity of Bee Propolis in Health and Disease*. Asian Pacific Journal Cancer Prevention. 2006; 7: p. 22-9.
 11. Sabir A and Sumidarti A. *Interleukin-6 Expression on Inflamed Rat Dental Pulp Tissue After Capped With Trigon asp. Propolis From South Sulawesi, Indonesia*. Saudi Journal Bio Sci. 2017; 24: p, 1034-36.
 12. Widjiastuti I, Irnatari N, Mandojo R. *Stimulasi Ekstrak Propolis pada Odontoblast Like Cells yang Diinduksi Lactobacillus Acidophilus Inaktif Terhadap Ekspresi TLR2 dan TNF α* . Odonto Denta Journal. 2017; 4(2): p. 85-92.
 13. Palombo EA. *Traditional Medicinal Plant Extracts and Natural Products with Activity Against Oral Bacteria: Potential Application in the prevention and Treatment of Oral Diseases*. Evidence-Based Complementary and Alternative Medicine. 2011; Volume: p. 1-11.
 14. Hernawati S, Sulisliyani. *Manfaat Propolis Sebagai Terapi Topikal Angular Chelitis Pada Anak-anak*. J.K.G Unej. 2008; 5(2): p. 75-78.

15. Mubarak Z, Chismirina S, Daulay HH. Aktivitas Antibakteri Ekstrak Propolis Alami Pada Sarang Lebah Terhadap Pertumbuhan *Enterococcus Faecalis*. J Syiah Kuala Dent J. 2016; 1(2): p. 175-184.
16. Gukl M, Gunay A, Tanik A. *An Evaluation of The Effect of Caffeic Acid Phenethyl Ester and Ankaferd Blood Stopper on Secondary Wound Healing of Oral Mucosal Tissue*. Turk J Med Sci. 2020; 50: p. 248-256.
17. Kasuma N. Efektifitas Propolis *Toothpaste* Sebagai *Initial Theraphy* Pada *Mild* Gingivitis. J Sains Farm & Klinis. 2014; 1(1): 89-93.
18. D Djurica, Vesna D, Elena K. *The Effect of Caffeid Acid Phenethyl Ester On Healing Capacity Repair Of Dentin-Pulp Complex: In Vivo Study*. Acta Veterinaria (Beograd). 2008; 58(1): 99-106.
19. Gunay A, et al. *Effect Of Caffeic Acid Phenethyl Ester On Palatal Mucosal Defect And Tooth Extractionsockets. Drug, Desugn, Development And Theraphy*. 2014; 8: 2069-2074.
20. Kizildag A, et al. *A Biochemical And Immunohistochemical Study Of The Effect Of Caffeic Acid Phenethyl Ester On Alveolar Bone Loss And Oxidative Stress In Diabetic Rats With Experimental Periodontitis*. Biotechnic & Histochemistry. 2020; p. 1-6.
21. Yigit U, et al. *Is Caffeic Acid Phenethyl Ester More Protective Than Doxycycline In Experimental Periodontitis?. Archives Oral Biology*. 2017; 81: p. 61-8.

22. Pedrosa V.O, et al. *Effects Of Caffeic Acid Phenethyl Ester Application On Dentin MMP-2, Stability Of Bond Strength And Failure Mode Of Total-Etch And Self-Etch Adhesive Systems*. Archives Oral Biology. 2018; 94:16-26.
23. Kanzancioglu H, et al. *Effect Of Caffeic Acid Phenethyl Ester On Bone Formation In The Expanded Inter-Premaxillary Suture*. Drug, Design, Development And Therapy. 2015; p. 6483-7.
24. Kizildag A, et al. *Therapeutic Effects Of Caffeic Acid Phenethyl Ester On Alveolar Bone Loss In Rats With Endotoxin-Induced Periodontitis*. Journal Dent sciens. 2019; 13:339-345.
25. Sforcin JM. Review: *Biological Properties and Therapeutic Applications of Propolis*. Phytotherapy Research. 2016; 30(6): p. 896.
26. Taddeo VA, Epifano F, Fiorito S, Genovese S. *Comparison Of Different Extraction Methods And HPLC Quantification Of Prenylated And Unprenylated Phenylpropanoids In Raw Italian propolis*. J pharm and Biomedical Analysis. 2016:p.129.
27. Moosavi F, Hosseini R, Saso L, Firuzi O. *Modulation of Neurotrophic Signaling Pathways by polyphenols*. Drug, Design, Development Therapy. 2015; 10: 26.
28. Prabowo TSY, Kresnoadi U, Hidayati HE. *Effective Dose Of Propolis Extract Combined With Bovine Bone Graft On The Number Of Osteoblast And Osteoclasts In Tooth Extraction Socket Preservation*. Dental Journal. 2020; 53(1): p.41-44.

29. Farooqui T, Farooqui A. *Neuroprotective Effect of Phytochemicals in Neurological Disorder*. John Willey and Sons Inc: New Jersey.2017.p. 335-36.
30. Ahuja V and Ahuja V. *Apitherapy – A Sweet Approach to Dental Disease. Part II: Propolis*. J Academy Adv Dental Research. 2011; 2(2): p. 1-6.
31. Yumnam R, N Nandan, NC Kumar, Raj S, Mannepalli A. *Effect of Propolis in Oral Health*. J Ayurveda and Integrated Medical Sciences. 2017;2(1):p. 186-89.
32. Khurshki Z, et all. *Propolis: A Natural Biomaterial for Dental and Oral Health Care*. Dent Research, Dent Clinics, Dent Prospects. 2017; 11(4): 268.
33. Narmada IB, Putri PD, Lucynda L, Triwardhani A, Rrdani IG, Nugraha AP. *Effect of Caffeic Acid Phenethyl Ester Provision on Fibroblast Growth Factor-2, Matrix Metalloproteinase-9 Expression, Osteoclast and Osteoblast Numbers during Experimental Tooth Movement in Wistar Rats (Rattus norvegicus)*. European Journal Dentistry. 2021; p. 2-5.
34. Gul M, Dundar S, Artas G, Yigin A, Tanik A, et al. *The Effect Of Caffeic Acid Phenethyl Ester and Ankaferd Blood Stopper on the Diabetic and Nondiabetic Gingival Wound Healing: An Experimental Study*. Turk J Med Sci. 2021;5: p. 848-855.
35. Gul M and Gunay A. *Effect of Caffeic Acid Phenethyl Ester and Ankaferd Blood Stopper on Palatal Wound Healing in The Diabetic Rats*. SRM Journal. 2021; 11(4): p. 172-6.

36. Prayudo AN, Noviani O, Setyadi, Antaresti. Koefisien Transfer Massa Kurkumin Dari Temu Lawak. *Jurnal Ilmiah Widya Teknik*. 2015; 14(1):27.
37. Yarlina VP, Sumanti DM, Sofiah B, Mahani. Kajian Konsentrasi Etanol, Metode Ekstraksi Propolis Dan Karakteristik Ekstrak Propolis Lebah Trigona Sp. Terhadap Aktivitas Antimikroba Escherichia Coli. *Jurnal teknologi & Industri Hasil Pertanian*. 2020;25(1): p.27-31.

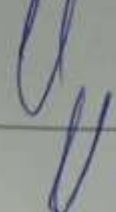
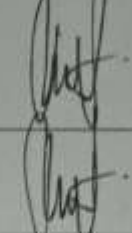


KEMENTERIAN RISET, TEKNOLOGI DAN PENDIDIKAN TINGGI
UNIVERSITAS HASANUDDIN
FAKULTAS KEDOKTERAN GIGI
DEPARTEMEN PERIODONSIA
Kampus Unhas Baraya, Jl. Kande No. 5 Makassar
Telp (0411) 316356, 322423

KARTU KONTROL SKRIPSI

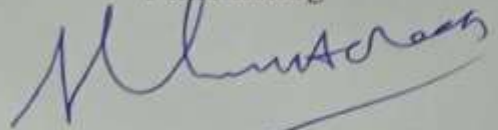
Nama : Nurul Amelia H. Darwis
Stambuk : J011181346
Dosen Pembimbing : Prof. Dr. drg. Sherly Horax, MS
Judul : Manfaat Komponen *Caffeic Acid Phenethyl Ester* (CAPE)
Yang Terkandung Pada Propolis Dalam Dunia Kedokteran
Gigi

No.	Hari/Tanggal	Materi Konsultasi	Paraf	
			Pembimbing	Mahasiswa
1	21 Juli 2020	Pembagian Pembimbing Skripsi		
2	23 Juli 2020	Perkenalan dan Arahan Membuat Judul Skripsi		
3	14 Agustus 2020	Membahas Topik		
4	1 September 2020	Pengajuan Topik		
5	3 Oktober 2020	Diskusi Topik		
6	4 Februari 2021	Seminar Proposal		
7	21 Mei 2021	Pengajuan Revisi Proposal		
8	25 Mei 2021	Seminar Hasil		

9	10 Juni 2021	Pengajuan Revisi Skripsi		
10	11 Juni 2021	ACC Skripsi		

Makassar, 15 Juli 2021

Pembimbing



Prof. Dr. drg. Sherly Horax, MS