

Daftar Pustaka

- Amalia, R. (2016). *Studi Ekologi Penyakit Demam Berdarah Dengue (Dbd) Di Kota Tangerang Selatan Tahun 2013-2015 Skripsi. IOSR Journal of Economics and Finance*. <https://doi.org/https://doi.org/10.3929/ethz-b-000238666>
- Ambarwati. (2011). *Mimba Sebagai Antibakteri, Antifungi Dan Biopestisida. Jurnal Kesehatan* (Vol. 4). Retrieved from <https://publikasiilmiah.ums.ac.id/bitstream/handle/11617/2944/5.Ambarwati.pdf?sequence=1&isAllowed=y>
- Aradilla, A. S. (2009). *Uji Efektivitas Larvasida Ekstrak Ethanol Daun Mimba (Azadirachta indica) Terhadap Larva Aedes aegypti*. Retrieved from http://eprints.undip.ac.id/8088/1/Ashry_Sikka.pdf
- Arsin, A. A. (2013). *Epidemiologi Demam Berdarah Dengue (Dbd) Di Indonesia*.
- Arsin, A. A., & Ibrahim, E. (2014). Analysis Relationship and Mapping of The Environmental Factors with The Existence of Mosquito Larva Aedes aegypti in The Endemic Area of Dengue Fever , Makassar , Indonesia. *International Journal of Current Research and Academic Review*, 2(11), 1–9.
- Awosolu, O., Adesina, F., & Iweagu, M. (2018). Larvicidal effects of croton (Codiaeum variegatum) and Neem (Azadirachta indica) aqueous extract against Culex mosquito. *International Journal of Mosquito Research*, 5(2), 15–18.
- Azhari H. Nour. (2012). Larvicidal activity of extracts from different parts of Neem (Azadirachta indica) against Aedes Aegypti mosquitoes' larvae. *Scientific Research and Essays*, 7(31), 2810–2815. <https://doi.org/10.5897/sre12.133>
- Betriyon, & Yahya. (2013). Potensi Serbuk Daun Sirih (Piper betle, Linn.) Sebagai Larvasida Nyamul Aedes aegypti. *Fokus Utama*, 20–28.
- Budiman, & Rahmawati. (2010). Perbandingan Efektivitas Ekstrak Zodia (Evodia sauveolens) dan Serai (Cymbopogan citratus) Sebagai Repellent (Penolak) Nyamuk. *Higiene*, 1(2), 67–74.
- Cancer Chemoprevention Research Center. (n.d.). Mimba (Azadirachta indica Juss.). Retrieved May 20, 2019, from http://ccrc.farmasi.ugm.ac.id/?page_id=419



for Disease Control and Prevention. (2019). About Dengue: What You
d to Know | Dengue | CDC. Retrieved from
<https://www.cdc.gov/dengue/about/index.html>

- Dua, V. K., Pandey, A. C., Raghavendra, K., Gupta, A., Sharma, T., & Dash, A. P. (2009). Larvicidal activity of neem oil (*Azadirachta indica*) formulation against mosquitoes. *Malarian Journal*. <https://doi.org/10.1186/1475-2875-8-124>
- Ekasari, R. (2014). Proposal Penelitian Perbandingan Efektivitas Air Perasan Kulit Jeruk Manis (*Citrus aurantium sub spesies sinensis*) Dan Temephos Terhadap Mortalitas Larva *Aedes aegypti*.
- India Biodiversity Portal. (2011). *Azadirachta indica* A. Juss. https://doi.org/10.1007/springerreference_68119
- Indrayani, L. M., & Sudarmaja, I. M. (2018). Efektivitas ekstrak etanol daun mimba (*Azadirachta indica*) terhadap kematian larva nyamuk *Aedes aegypti*. *E-Jurnal Medika*, 7(1), 6–9. Retrieved from <https://ojs.unud.ac.id/index.php/eum/article/view/36450/22011>
- Karta, I. wayan, Nirmala Dewi, A. A. L., Wati, N. L. C., & Dewi, N. M. A. (2017). Uji Efektivitas Larvasida Daun Mimba (*Azadirachta indica*) Terhadap Larva Lalat *Sarcophaga* Pada Daging Untuk Upakara Yadnya Di Bali. *JST (Jurnal Sains Dan Teknologi)*, 6(1). <https://doi.org/10.23887/jst-undiksha.v6i1.9233>
- Khan, H. R., Rahman, J. I., Tanjina, T., & Afia, H. (2016). Effect Of Toxicity Of Neem (*Azadirachta Indica* A. Juss) And Mohaneem (*Melia Azedarach* Linnaeus) On The Larvae Of Mosquito *Culex Quinquefasciatus* (Say) (Diptera: Culicidae). *Journal of the Asiatic Society of Bangladesh, Science*, 42(2), 209–218. <https://doi.org/10.3329/jasbs.v42i2.46224>
- Lauwrens, F. I. J., Wahongan, G. J., Bernadus, J. B., Skripsi, K., Kedokteran, F., Sam, U., ... Manado, S. R. (2010). *Pengaruh Dosis Abate Terhadap Jumlah Populasi Jentik Nyamuk Aedes spp Di Kecamatan Malalayang Kota Manado*. Retrieved from <https://media.neliti.com/media/publications/66910-ID-pengaruh-dosis-abate-terhadap-jumlah-pop.pdf>
- Makkatenni, & Atjo, N. (2014). Analisis terhadap Densitas Larva Nyamuk *Aedes aegypti* (Vektor Penyakit Demam Berdarah Dengue/DBD) di Kecamatan Bungoro Kabupaten Pangkep.
- Mandal, S. (2011). Effect of *azadirachta indica* A. Juss (Meliaceae) seed oil and extract against *culex quinquefasciatus* say (Diptera: Culicidae) larval susceptibility of Indian subcontinent. *Macedonian Journal of Medical Sciences*, 4(1), 5–11. <https://doi.org/10.3889/MJMS.1857-5773.2011.0127>

i, S., Ishak, H., & Ekasari, R. (2016). Perbandingan Efektivitas Air Perasan Kulit Jeruk Manis Dan Temephos Terhadap Kematian Larva *Aedes aegypti*. *Media Kesehatan Masyarakat Indonesia*, 11(1), 23–31. Retrieved from <http://journal.unhas.ac.id/index.php/mkmi/article/view/512/327>



- Maragathavalli, Brindha, CKaviyarasi, Annadurai, & Gangwar. (2012). Mosquitoes Larvicidal Activity Of Leaf Extract Of Neem (*Azadirachta indica*), 2(1), 138–142.
- Mulla Enn, M. S., & Su, T. (1999). *Activity And Biological Effects Of Neem Products Against Arthropods Of Medical And Veterinary Importance. Journal of the American Mosquito Control Association* ' (Vol. 15).
- Ndione, R. D., Faye, O., Ndiaye, M., Dieye, A., & Afoutou, J. M. (2007). Toxic effects of neem products (*Azadirachta indica* A. Juss) on *Aedes aegypti* Linnaeus 1762 larvae. *African Journal of Biotechnology*, 6(24), 2846–2854.
- Nirwan, Arsin, A. A., & Ishak, H. (2010). Faktor yang berhubungan dengan keberadaan vektor aedes aegypti di kapal dalam wilayah pelabuhan makassar. *Jurnal MKMI*, 6(3), 129–135.
- Nugroho, A. D. (2011). Kematian Larva Aedes Aegypti Setelah Pemberian Abate dibandingkan dengan Pemberian Serbuk Serai. *KEMAS*, 2013-April(1), 3071–3074. <https://doi.org/10.1145/2468356.2479613>
- Pahlepi RI, Soviana S, R. E. (2017). Kepadatan dan Karakteristik Habitat Larva Aedes spp. Di Sekolah Dasar Daerah Endemis DBD Kota Palembang. *Spirakel*, 9(2), 68–78. <https://doi.org/10.22435/spirakel.v8i2.8085>
- Palgunadi, B. U., & Rahayu, A. (2011). Aedes Aegypti Sebagai Vektor Penyakit Demam Berdarah Dengue Bagus. *Dinus*.
- Pambudi, B. C., Tarwotjo, U., & Hestiningsih, R. (2018). Efektivitas Temephos Sebagai Larvasida Pada Stadium Pupa Aedes Aegypti. *Jurnal Kesehatan Masyarakat (e-Journal)*, 6(1), 382–388.
- Praktiknya, A. W. (2010). *Dasar-dasar Metodologi Penelitian Kedokteran dan Kesehatan* (8th ed.). jakarta.
- Pratiwi, A. (2012). Penerimaan Masyarakat Terhadap Larvasida Alami. Retrieved from <http://journal.unnes.ac.id/nju/index.php/kemas>
- Pratiwi, A. M. (2016). *Daya Bunuh Air Perasan Rimpang Kunyit (Curcuma Domestica Val) Terhadap Kematian Larva Aedes aegypti*.
- Pusat Data dan Informasi Kementerian Kesehatan RI. (2017). InfoDatin-Situasi-Demam-Berdarah-Dengue (1).pdf.
- Ridha, M. R., & Nisa, K. (2011). Larva Aedes aegypti sudah toleran terhadap temephos di kota Banjarbaru, Kalimantan Selatan. *Vektora : Jurnal Vektor Reservoir Penyakit*, 3(2 Okt), 92–109.



- Saenong, M. S. (2017). Tumbuhan Indonesia Potensial sebagai Insektisida Nabati untuk Mengendalikan Hama Kumbang Bubuk Jagung (*Sitophilus* spp.). *Jurnal Penelitian Dan Pengembangan Pertanian*, 35(3), 131. <https://doi.org/10.21082/jp3.v35n3.2016.p131-142>
- Sarah Angraeni. (2017). Efektivitas Metode Abatisasi Dengan Menggunakan Sistem Membran Dan Sistem Tabur.
- Selvyani, A. (2017). Perkembangan Dan Ketahanan Hidup Larva *Aedes aegypti* Pada Beberapa Air Limbah. *ABA Journal*, 102(4), 24–25. <https://doi.org/10.1002/ejsp.2570>
- Sulistyorini, E., Hadi, U. K., & Soviana, S. (2016). Faktor Entomologi Terhadap Keberadaan Jentik *Aedes* sp. Pada Kasus Dbd Tertinggi Dan Terendah Di Kota BogoR. *Media Kesehatan Masyarakat Indonesia*, 12(3), 137–147. Retrieved from <http://journal.unhas.ac.id/index.php/mkmi/article/view/1071/664>
- Vatandoost, H., & Vaziri, V. M. (2004). Larvicidal activity of a neem tree extract (Neemarin) against mosquito larvae in the Islamic Republic of Iran. *Eastern Mediterranean Health Journal*, 10(4–5), 573–581.
- Wandscheer, C. B., Duque, J. E., Da Silva, M. A. N., Fukuyama, Y., Wohlke, J. L., Adelman, J., & Fontana, J. D. (2004). Larvicidal action of ethanolic extracts from fruit endocarps of *Melia azedarach* and *Azadirachta indica* against the dengue mosquito *Aedes aegypti*. *Toxicon*, 44(8), 829–835. <https://doi.org/10.1016/j.toxicon.2004.07.009>
- Wijayanti, S. P. M., Sunaryo, S., Suprihatin, S., McFarlane, M., Rainey, S. M., Dietrich, I., ... Kohl, A. (2016). Dengue in Java, Indonesia: Relevance of Mosquito Indices as Risk Predictors. *PLoS Neglected Tropical Diseases*, 10(3), 1–15. <https://doi.org/10.1371/journal.pntd.0004500>
- World Health Organization. (2016). 2016 Dengue Bulletin. *Guidelines Od Dengue*, 39(December).
- World Health Organization. (2019). Dengue and Severe Dengue. Retrieved from <https://www.who.int/news-room/fact-sheets/detail/dengue-and-severe-dengue>
- Yulidar, & Hadifah, Z. (2014). *The abnormalities of larvae's morphology after temefos exposure in phase larvae instar 3 (L) 3*. Retrieved from <https://media.neliti.com/media/publications/21396-ID-kerusakan-larva-aedes-aegypti-linn-setelah-terpapar-temefos-pada-fase-larva-inst.pdf>

..., & Kaufman, P. (2013). yellow fever mosquito - *Aedes aegypti* (Linnaeus). Retrieved from http://entnemdept.ufl.edu/creatures/field/aedes_aegypti.htm



LAMPIRAN



Lampiran 1 Dokumentasi Penelitian (Persiapan bahan)



Gambar 1 Pencucian Daun Mimba



Gambar 2 Daun Mimba dikeringkan



Gambar 3
Daun mimba dikeringkan
dengan “Herbs dryer”



Gambar 4
Daun mimba diremas dan
dihaluskan



Lampiran 2 Dokumentasi Penelitian (Pembuatan Ekstrak etanol daun mimba)



Gambar 5
Daun mimba direndam dengan etanol 96%



Gambar 6
Rendaman daun mimba di saring



Gambar 7
Air saringan daun mimba Dievaporator untuk Memisahkan zat pelarut Dengan Ekstrak asli.



Gambar 8
Hasil evaporator rendaman daun mimba



Gambar 9
zat daun mimba letakkan di mangkok dan diberi silica gel



Lampiran 3 Dokumentasi Penelitian (Persiapan Uji pendahuluan)



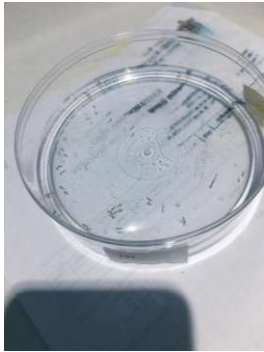
Gambar 10
Penimbangan zat



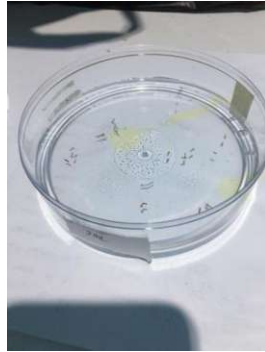
Gambar 11
Temephos digerus




Lampiran 4 Dokumentasi Penelitian (Uji Pendahuluan)



Gambar 12
Temephos 1 ppm




Gambar 13
temephos 2 ppm




Gambar 14
temephos 3 ppm



Gambar 15
Temephos 5 ppm



Gambar 16
Temephos 4 ppm




Gambar 17
Daun mimba 4 gm



Gambar 18
Daun mimba 3 gm



Gambar 19
Daun mimba 2 gm




Gambar 20
Daun mimba 1 gm



Gambar 21
Daun Mimba 5 gm



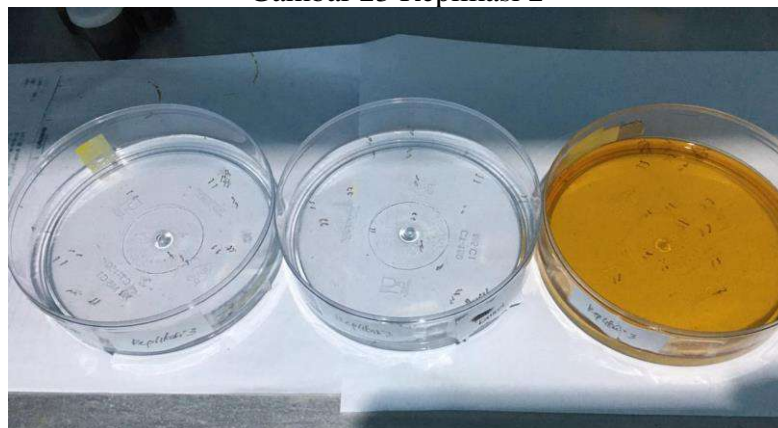
Lampiran 5 Dokumentasi Penelitian (Uji sebenarnya)



Gambar 22 Replikasi 1



Gambar 23 Replikasi 2



Gambar 24 Replikasi 3



Lampiran 6 Hasil Analisis SPSS

Tabel 1 Analisis probit LC Daun Mimba

		Confidence Limits					
Probability		95% Confidence Limits for konsentrasidaunmimba			95% Confidence Limits for log(konsentrasidaunmimba) ^b		
		Estimate	Lower Bound	Upper Bound	Estimate	Lower Bound	Upper Bound
PROBIT ^a	.010	2.215	.	.	.345	.	.
	.020	2.382	.	.	.377	.	.
	.030	2.494	.	.	.397	.	.
	.040	2.582	.	.	.412	.	.
	.050	2.655	.	.	.424	.	.
	.060	2.720	.	.	.435	.	.
	.070	2.777	.	.	.444	.	.
	.080	2.830	.	.	.452	.	.
	.090	2.879	.	.	.459	.	.
	.100	2.924	.	.	.466	.	.
	.150	3.121	.	.	.494	.	.
	.200	3.287	.	.	.517	.	.
	.250	3.437	.	.	.536	.	.
	.300	3.576	.	.	.553	.	.
	.350	3.711	.	.	.570	.	.



.400	3.844	.	.	.585	.	.
.450	3.976	.	.	.599	.	.
.500	4.111	.	.	.614	.	.
.550	4.251	.	.	.628	.	.
.600	4.398	.	.	.643	.	.
.650	4.555	.	.	.658	.	.
.700	4.726	.	.	.675	.	.
.750	4.919	.	.	.692	.	.
.800	5.142	.	.	.711	.	.
.850	5.415	.	.	.734	.	.
.900	5.780	.	.	.762	.	.
.910	5.871	.	.	.769	.	.
.920	5.973	.	.	.776	.	.
.930	6.086	.	.	.784	.	.
.940	6.215	.	.	.793	.	.
.950	6.366	.	.	.804	.	.
.960	6.547	.	.	.816	.	.
.970	6.778	.	.	.831	.	.
.980	7.097	.	.	.851	.	.
.990	7.630	.	.	.883	.	.

ogeneity factor is used.

m base = 10.



Optimization Software:
www.balesio.com

Tabel 2 Analisis probit LD Temephos

Confidence Limits							
	Probability	95% Confidence Limits for konsentrasiabate			95% Confidence Limits for log(konsentrasiabate) ^a		
		Estimate	Lower Bound	Upper Bound	Estimate	Lower Bound	Upper Bound
PROBIT	.010	1.129	.	.	.053	.	.
	.020	1.198	.	.	.079	.	.
	.030	1.244	.	.	.095	.	.
	.040	1.280	.	.	.107	.	.
	.050	1.310	.	.	.117	.	.
	.060	1.336	.	.	.126	.	.
	.070	1.359	.	.	.133	.	.
	.080	1.380	.	.	.140	.	.
	.090	1.399	.	.	.146	.	.
	.100	1.417	.	.	.151	.	.
	.150	1.495	.	.	.175	.	.
	.200	1.560	.	.	.193	.	.
	.250	1.617	.	.	.209	.	.
	.300	1.671	.	.	.223	.	.
	.350	1.722	.	.	.236	.	.
	.400	1.772	.	.	.249	.	.
	.450	1.822	.	.	.261	.	.



.500	1.873	.	.	.272	.	.
.550	1.925	.	.	.284	.	.
.600	1.979	.	.	.296	.	.
.650	2.036	.	.	.309	.	.
.700	2.099	.	.	.322	.	.
.750	2.169	.	.	.336	.	.
.800	2.249	.	.	.352	.	.
.850	2.346	.	.	.370	.	.
.900	2.475	.	.	.393	.	.
.910	2.507	.	.	.399	.	.
.920	2.542	.	.	.405	.	.
.930	2.581	.	.	.412	.	.
.940	2.626	.	.	.419	.	.
.950	2.678	.	.	.428	.	.
.960	2.740	.	.	.438	.	.
.970	2.819	.	.	.450	.	.
.980	2.927	.	.	.466	.	.
.990	3.106	.	.	.492	.	.

a. Logarithm base = 10.



Tabel 3 Analisis Probit LT Temephos

Confidence Limits

	Probability	95% Confidence Limits for waktularva		
		Estimate	Lower Bound	Upper Bound
PROBIT	.010	-219.858	.	.
	.020	-141.773	.	.
	.030	-92.231	.	.
	.040	-54.962	.	.
	.050	-24.646	.	.
	.060	1.157	.	.
	.070	23.781	.	.
	.080	44.039	.	.
	.090	62.462	.	.
	.100	79.420	.	.
	.150	149.634	.	.
	.200	205.437	.	.
	.250	253.311	.	.
	.300	296.304	.	.
	.350	336.143	.	.
	.400	373.946	.	.
	.450	410.522	.	.
	.500	446.517	.	.
	.550	482.512	.	.
	.600	519.087	.	.
	.650	556.891	.	.
	.700	596.730	.	.
	.750	639.722	.	.
	.800	687.597	.	.
	.850	743.400	.	.
	.900	813.613	.	.
	.910	830.572	.	.
	.920	848.995	.	.
	.930	869.253	.	.
	.940	891.877	.	.
	.950	917.680	.	.



.960	947.995	.	.
.970	985.264	.	.
.980	1034.807	.	.
.990	1112.892	.	.

Tabel 4 Analisis probit LT Daun Mimba

Confidence Limits				
Probability	95% Confidence Limits for waktularva			
	Estimate	Lower Bound	Upper Bound	
PROBIT ^a	.010	-628.344	-12628.013	337.571
	.020	-485.124	-11508.754	428.966
	.030	-394.256	-10800.054	488.387
	.040	-325.899	-10267.806	533.967
	.050	-270.296	-9835.503	571.682
	.060	-222.969	-9468.051	604.289
	.070	-181.473	-9146.291	633.303
	.080	-144.318	-8858.561	659.649
	.090	-110.527	-8597.208	683.936
	.100	-79.423	-8356.929	706.588
	.150	49.359	-7365.638	803.905
	.200	151.711	-6582.831	886.289
	.250	239.519	-5915.940	961.655
	.300	318.374	-5321.795	1034.079
	.350	391.444	-4776.318	1106.278
	.400	460.781	-4264.432	1180.506
	.450	527.866	-3775.868	1259.014
	.500	593.886	-3303.187	1344.415
	.550	659.907	-2840.785	1440.094
	.600	726.991	-2384.420	1550.801
	.650	796.328	-1931.141	1683.637
	.700	869.399	-1479.594	1849.765
	.750	948.253	-1030.763	2067.504
	.800	1036.062	-588.973	2367.970
	.850	1138.413	-161.798	2805.986



.900	1267.195	245.268	3487.528
.910	1298.300	324.901	3670.827
.920	1332.091	404.539	3876.829
.930	1369.246	484.717	4110.726
.940	1410.742	566.239	4379.979
.950	1458.069	650.341	4695.935
.960	1513.672	739.052	5077.243
.970	1582.028	836.031	5558.092
.980	1672.896	949.087	6213.157
.990	1816.116	1101.399	7271.499

a. A heterogeneity factor is used.



Lampiran 7 Uji Anova

Descriptives

larvamati

	N	Mean	Std. Deviation	Std. Error	95% Confidence Interval for Mean		Minimum	Maximum
					Lower Bound	Upper Bound		
daun mimba	3	18.67	1.528	.882	14.87	22.46	17	20
abate	3	20.00	.000	.000	20.00	20.00	20	20
kontrol	3	.00	.000	.000	.00	.00	0	0
Total	9	12.89	9.714	3.238	5.42	20.36	0	20

Test of Homogeneity of Variances

larvamati

Levene Statistic	df1	df2	Sig.
7.692	2	6	.022

ANOVA

larvamati

	Sum of Squares	df	Mean Square	F	Sig.
Between Groups	750.222	2	375.111	482.286	.000
Within Groups	4.667	6	.778		
Total	754.889	8			



Multiple Comparisons

larvamati

Tamhane

(I) kelompok perlakuan	(J) kelompok perlakuan	Mean Difference (I-J)	Std. Error	Sig.	95% Confidence Interval	
					Lower Bound	Upper Bound
daun mimba	abate	-1.333	.882	.611	-8.02	5.35
	— kontrol	18.667*	.882	.007	11.98	25.35
abate	daun mimba	1.333	.882	.611	-5.35	8.02
	— kontrol	20.000	.000	.	20.00	20.00
kontrol	daun mimba	-18.667*	.882	.007	-25.35	-11.98
	— abate	-20.000	.000	.	-20.00	-20.00

*. The mean difference is significant at the 0.05 level.



Lampiran 8 Uji *Independent-t-sample*

Uji t berdasarkan mortalitas larva

Independent Samples Test

	Levene's Test for Equality of Variances		t-test for Equality of Means						
	F	Sig.	t	df	Sig. (2-tailed)	Mean Difference	Std. Error Difference	95% Confidence Interval of the Difference	
								Lower	Upper
Equal variances assumed	7.692	.050	-1.512	4	.205	-1.333	.882	-3.782	1.115
Equal variances not assumed			-1.512	2.000	.270	-1.333	.882	-5.128	2.461



Uji t berdasarkan nilai Lethal Time

Independent Samples Test

		Levene's Test for Equality of Variances		t-test for Equality of Means						
		F	Sig.	t	df	Sig. (2-tailed)	Mean Difference	Std. Error Difference	95% Confidence Interval of the Difference	
									Lower	Upper
larva	Equal variances assumed	2.132	.218	1.633	4	.178	431.58667	264.37048	-302.42345	1165.59678
mati	Equal variances not assumed			1.633	2.386	.224	431.58667	264.37048	-546.68964	1409.86298



Lampiran 9 Surat Izin Penelitian



Nomor : 11493/UN4.14.2/PL.00.00/2019

23 Desember 2019

Hal : Izin Penelitian

Yang Terhormat

**Kepala Laboratorium Entomologi Fakultas Kedokteran
Di Unhas**

Kami ajukan Mahasiswa Fakultas Kesehatan Masyarakat Universitas Hasanuddin yang bermaksud untuk melakukan penelitian dalam rangka penyusunan skripsi.

Untuk melaksanakan penelitian ini, kami mengharapkan bantuan Bapak/Ibu kiranya dapat memberikan izin kepada :

Nama : Andi Rifdah Amir
Nim : K11116336
Program Studi : Kesehatan Masyarakat.
Departemen : Epidemiologi
Judul Tugas Akhir : Uji Perbandingan Efektivitas Ekstrak Etanol Daun Mimba (*Azadirachta Indica*) dan Temephos terhadap Kematian Larva *Aedes Aegypti*.

Lokasi Penelitian : Laboratorium Entomologi Fakultas Kedokteran Unhas

Pembimbing : 1. Prof. Dr. drg. A. Arsunan Arsin, M. Kes.
2. Indra Dwinata, SKM., MPH.

Atas bantuan dan kerjasama yang baik, kami sampaikan banyak terima kasih.



Dr. Aminuddin Syam, SKM, M. Kes, M. Med. Ed.
NIP. 196706171999031001

Tembusan :

1. Dekan FKM Unhas
2. Pembimbing Skripsi Mahasiswa ybs



Lampiran 10 Surat Keterangan Telah meneliti

**UNIVERSITAS HASANUDDIN**
FAKULTAS KEDOKTERAN
LABORATORIUM ANIMAL - ENTOMOLOGI
Sekretariat : Laboratorium Animal - Entomologi Lt-4 Fakultas Kedokteran UNHAS
Jl. Perintis Kemerdekaan Km. 11 Tamalanrea, Makassar 90245
Telp. 0411-6164712, Fax. 0411-586297

SURAT KETERANGAN
No. 27 /Ento/VV/2020

Yang bertanda tangan dibawah ini, Kepala Laboratorium Animal – Entomologi Fakultas Kedokteran Universitas Hasanuddin menerangkan bahwa :

Nama : Andi Rifdah Amir
Nim : K11116336
Institusi : Fakultas Kesehatan Masyarakat Universitas Hasanuddin
Alamat : Griya Prima Tonasa Blok E3/3-4
Judul Penelitian : Uji Perbandingan Efektivitas Ekstrak Ethanol Daun Mimba (*Azadirachta indica*) dan Temephos Terhadap Kematian Larva *Aedes aegypti*

Benar telah melakukan penelitian di Laboratorium Animal – Entomologi Fakultas Kedokteran Universitas Hasanuddin.

Demikian surat keterangan ini dibuat untuk digunakan sebagaimana mestinya.

Makassar, 16 Juni 2020
Kepala Lab. Animal – Entomologi

dr. Isra W. Abd., Ph.D.
NIP. 1968122719780241001



DAFTAR RIWAYAT HIDUP



Nama : Andi Risdah Amir
Tempat/tanggal Lahir : Ujung Pandang 18 Mei 1998
Jenis Kelamin : Perempuan
Agama : Islam
Alamat : Griya Prima Tonasa Blok E3/3-4, Makassar
Nama Orang Tua
Ayah : Amir Maulana
Ibu : Andi Saidah
Email/No. Hp : andirisdahamir@gmail.com/08114058211
Riwayat Pendidikan
1. SDIT Al-Insyirah
2. SMPN 32 Makassar
3. SMAN 1 Maros
4. Departemen Epidemiologi Fakultas Kesehatan Masyarakat Unhas

