DAFTAR PUSTAKA

Abatzopolulos, T., Bearmore, J. (2010). Artemia Basic and Applied Biology. https://doi.org/10.12680/balneo.2011.1022

Al-Fatlawi, A.A., 2019. Stigmasterol Inhibits Proliferation of Cancer Cells Via Apoptotic Regulatory Genes. Biosci. Res. 16, 695-702

Ariani, S. (2015). *Stop Kanker.* Penerbit: Istana Media.

Arifianti, L., S.H Studiawan, Rakhmawati, Megawati, L. (2014). Uji Aktivitas Ekstrak Biji Sirsak (*Annona muricata* L.) Terhadap Sel Kanker Mamalia Secara *In Vitro.* Jurnal Farmasi dan Ilmu Kefarmasian Indonesia, Vol.1, No.2

Azarifar, Z., Piri, K., Maghsoudi, H., Abbasi Malati, Z., Mohammadi Roushandeh, A. (2018). Cytotoxic effects of aqueous extract of *Portulaca olereacea* on oral cancer cell line. Iranian Journal of Blood and Cancer, 10(1), 20-24.

Aziz. (2016). Efficacy of a Gluten-Free Diet in Subject With Irritable Bowel Syndrome-Diarrhea Unaware of Their HLA-DQ2/8 Genotype. https://doi.org/10.1016/j.cgh.2015.12.031

B. Yang, Zhao, Y., Yang, Y. (2010). Isolation and Characterization of Immunostimulatory Polysaccharide from an Herb Tea, Gynostemma *Pentaphyllum makino*. Journal of Agricultural and Food Chemistry, vol. 56, no. 16, pp. 6905–6909,

Beauchene, *et al.* (2016). The Effect of Bianural Beats on Visuospatial Working Memory and Cortical Connectivity. PLoS ONE 11 (11). https://doi.org/10.1371/journal/pone.0166630

Bhatt, Jethva, Zaveri. (2016). In-Vitro Anti-Tuberculosis Activity of Selected Ethnomedicinal Plants. International Journal of Herbal Medicine 4 (4), 126-128.

Chong, Hueh, Zan, Yeap, Swee, Keong, Rahmat, Asmah. 2012. in vitro evaluation of *Pandanus amaryllifolius* ethanol extract for induction of cell death on non-hormone dependent human breast adenocarcinoma MDA-MB-231 cell via apoptosis. BMC *Complement Altern Med.*

Chowdary, C.V., Meruva, A., Naresh, K., Elumalai, R.K. (2013). A Review on Phytochemical and Pharmacological Profile of *Portulaca oleracea* Linn. IJRAP vol. 4 no. 1 pp.34-37

Chowdhary, Vidyullatha, Cherukuri. 2013. A Review on Phytochemical and Pharmacological Profile of *Portulaca oleracea* Linn. (Purslane). Doi: 10.7897/2277-4343.04119

Chugh, V., Mishra, V., Dwivedi, S.V., Sharma, K.D. (2019). Purslane (*Portulaca olercaea* L.): an Underutilized Wonder Plant with Potential Pharmacological Value. The Pharma Innovation Journal 2019; 8(6): 236-246. www.thepharmajournal.com

Endharti, A. T., Wahyunintyas, T. E., Hardini. Handono, K., Widjajanto, E. & Permana, S. (2018). *Dendrophthoe pentandra* Leaves Extract Promotes Apoptotic Effects of Doxorubicin in Human Breast Cancer Cell via Modulation of Intracellular Calcium and Survivin. Journal of Applied Pharmaceutical Science. 8(8): 39-43

Fernando, D.P., Arciniega, M., Franco., J.L.M. (2018). Molecular Docking: Current Advances and Challenges. Publicatión Anticipada. 1(21): 1- 23.

Gadaleta, D., Vukovic, K., Toma, C., Lavado, J. G., 2019. SAR and QSAR modeling of a Large Collection of LD50 Rat Acute Oral Toxicity Data. https://Doi.org/10.1186/s13321-019-0383-2

Gheflati, A., Adelnia, E, Madjarzadeh, A,. (2021). The Clinical Effects of Purslane (*Portulaca oleracea*) Seeds on Metabolic Profiles in Patients with Nonalcoholic Fatty Liver Disease: A Randomized Controlled Clinical Trial. Phytotherapy Research. Doi: 10.1002/ptr.6342.

Hanahan, Weinberg. (2011). Hallmarks of Cancer: The Next Generation. https://doi.org/10.1016/j.cell.20122.02.013

Handayani, P.A., Safaatul, M. (2010). Ekstraksi Minyak Daun Jeruk Purut (*Citrus hystrix* D. C.) dengan Pelarut Etanol dan N-Heksana. Jurnal Kompetensi Teknik. 2 (1).

Hanifah, N.Z. 2015. Uji Toksisitas Akut Ekstrak Metanol Daun Sirsak (*Annona muricata*) terhadap Larva *Artemia salina* dengan Metode *Brine Shrimp*

Lethality Test (BSLT). Program Studi Pendidikan Dokter. Fakultas Kedokteran dan Kesehatan Universitas Islam Negeri Syarif Hidayatullah, Jakarta.

Kementerian Kesehatan RI. (2015). Panduan program Nasional Gerakan Pencegahan dan Deteksi Dini Kanker Leher Rahim dan Kanker Payudara. http://www.p2ptm.kemkes.go.id/

Kumar, A., Sreedharan, S., Kashyap, K.A., Singh, P., Ramchiary, N. (2022). A Review on Bioactive Phytochemicals and Ethnopharmacological Potential of Purslane (*Purslane oleracea* L.). https://doi.org/10.1016/j.heliyon.2021.e08669

Kumar, Ajay, Sreedharan, Sajana, Kasyhap, K.A., Singh, P., Ramchiary, N,. (2022). A Review on Bioactive Phytochemical and Ethnopharmacological Potential of Purslane (*Portulaca oleracea* L.). Doi: 10.1016/j.heliyon.2021.e08669

Kurniasih, N., Kusmiyanti, M., Sari R.P & Wafdan, R. (2015). Potensi Daun Sirsak (*Annona muricata* Linn), Daun Sirsak (*Anredera cordifolia* (Ten) Steenis), dan Daun Benalu Mangga (*Dendrophthoe pentandra*) Sebagai Antioksidan Pencegah Kanker. Jurnal ISTEK, 9, 162-183

Kurniawan, H., Ropiqa, M. (2021). Uji Toksisitas Ekstrak Etanol Daun Ekor Kucing (*Acalypha hispida* Burm.f.) Dengan Metode *Brine Shrimp Lethality Test* (BSLT). Journal Syifa Sciences and Clinical Research, Vol. 3 No. 2.

Lan, Ping, Li, Wenfeng,. (2017). The Understanding of The Plant Iron Deficiency Responses in Strategy Plants and The Role of Ethylene in This Process by Omic Approaches. Doi: 10.3389/fpls.2017.00040

Liu, Y., Liu, C., Tan, H., Zhao, T., Cao, J., Wang, F. (2010). Sulfation of A Polysaccharide Obtained from *Phellinus Ribis* and Potential Biological Activities of The Sulfated Derivatives. Carbohydrate Polymers, vol. 77, no. 2, pp. 370–375

Lu, Y., Yu, B., Hu, J., 2018. Synthesis and cytotoxicity of new stigmasterol derivates. J.Chem. Soc. Pak. 40, 715-721

Melodita. (2011). Identifikasi Pendahuluan Senyawa Fitomia dan Uji Aktivitas Antioksidan Ekstrak Daun Cincau Hitam dengan Perlakuan Jenis Pelarut. Fakultas teknologi pertanian. Universitas Brawijya. Malang

Moneim, Mahmoud. (2013). The Protective Effect of Pomegranate (Punica Granatum) Juice Against Carbon Tetrachloride-Induced Oxidative Stress in Barin Tissue of Adult Male Albino Rats. Life Science Journal 10(1):151-158

Mulyati, Budi, 2016. Studi komputasi interaksi isoflavone dengan reseptor estrogen β menggunakan metode oniom. Jurnal Kimia dan Pendidikan, Vol.1, No2. E-ISSN 2502-4787.

Muttaqin, Z.F., Ismail, H., Muhammad, N.H. (2019). Studi Molecular Docking, Molecular Dynamic, dan Prediksi Toksisitas Senyawa Turuna Alkaloid Nafitridin Sebagai Inhibitor Protein Kasein Kinase 2 Pada Kanker Leukemia. Journal Pharmacoscript Vol.2, No.1

National Comprehensive Cancer Network (NCCN). (2016). NCCN Clinical Practice Guidelines in Oncology: Breast Cancer. Fort Washington, PA:nccn.

Ningsih. (2016). Uji Antioksidan Kombinasi Krokot (*Portulaca oleracea* L.) dan Daun Kelor dengan Variasi Suhu Pengeringan, Muhammadiyah Surakarta.

Noori, Spanagel. (2013). In Silico Pharmacology: Drug Design and Discovery's Gate to The Future. Springer Open Journal. Vol. 1 No.1

Pires, V.E.D., Blundell, L.T., Ascher, B.D,. (2015). pkSM: Predicting Small-Molecule Pharmacokinetic and Toxicity Properties Using Graph-Based Signature. Doi: 10.1021/acs.jmedchem.5b00104

Pramono, Almos, R. (2015). Leksikon Etnomedisn dalam Pengobatan Tradisional Miangkabau. Jurnal Arbiter Vol.2

Prasetiawati, R., Suherman, M., Permana, B., Rahmawati (2021). Molecular Docking study of Anthocyanidin Compounds Against. Indonesian Journal of Pharmaceutical Science and Technology Vol. 8 No.1

Radji, Maksum. (2011). Buku Ajar Mikrobiologi: Panduan Mahasiswa Farmasi dan Kedokteran. Jakarta: EGC

Rahimi, V.B., Ajam, F., Rakshandeh, H. (2019). A Pharmacological Review on *Portulaca oleracea* L.: Focusing on Anti-Inflammatory, Anti-Oxidant,

Immuno-Modulatory, and Antitumor Activities. Journal of Pharmacopuncture, Vol. 22, No. 1, pp.7-15

Sicari, V., Loizzo, M.R., Tundis, R., Mincione, A., Pellicano, T.M. (2018), *Portulaca oleracea L.* (Purslane) Extracts display antioxidant and Hypoglycaemic effect. Journal of Applied Botany and Food Quality, 91, 39 - 46 (2018). https://doi.org/10.5073/JABFQ.2018.091.006

Sugiharto, M.L., Bintari, Y.R., Damayanti, D.S. (2021). Mekanisme Senyawa Aktif Daun Sirsak (*Annona muricata* Linn). Sebagai Anti Diabetes: Studi In Silico. *Journal Kedokteran Komunitas:*9(2), 1-13

Sulfahri, Iskandar, I. W., Novriyani, I., Damayanti, P., Afriani, N. A., Sukmawaty, S., Iqraini, N., Nurhikmah, Fidhatami, I. I., and Razak, R. (2019). Potential Analysis Persea Americana, *Allium sativum* and *Ficus sepatica* as Anti-Cancer Uses In-silico Docking and ADMET Prediction. Journal of Physics: Conference Series. 1341: 1-6. Surgical ursing (Vol. 2123).

Supandi., Yeni., Merdekawati, F,. (2018). In Silico Study of Pyrazolylaminoquinazoline Toxicity by Lazar, Protox, and Admet Predictor. *Journal of Applied Pharmaceutical Science.* Vol. 8(09), pp 119-129

Wang, T., Li, Q., Bi, K., (2018). Development of the Renal Glucose Reabsorption Inhibitors: A new Mechanism for the Pharmacotherapy of Diabetes Mellitus Type 2. *J. Med. Chem. 52, 1785-1794.*

World Health Organization. (2021). Organization WHO: Breast Cancer. https://gco.iarc.fr/today/data/factsheets/populations/360-indonesia-fact-sheets.pdf

Yuliana. (2018). Risiko dan Deteksi Dini Kanker Payudara. Cermin Dunia Kedokteran. 45(2), 144-149.

Zahra, N.N., Muliasari, H., Andayani, Y., Sudarma, I.M. (2021). Karakteristik Fisikokimia Ekstrak Madu dan Propolis *Trigona* sp. Asal Lombok Utara. J. Argotek Ummat, 8(1)

Zimdahl, R.L. (2015). Antibiotics, Six Chemicals That Changed Agriculture. https://doi.org/10.1016/b978-0-12-800561-3.00009-2

LAMPIRAN

Lampiran 1: Skema Penelitian



Media	Media +Sel	Cisplatin	DMSO 3,50%	Konsentrasi Sampel (µg/mL)								
				1600,00	1000,00	800,00	400,00	200,00	100,00	10,00	1,00	0,10

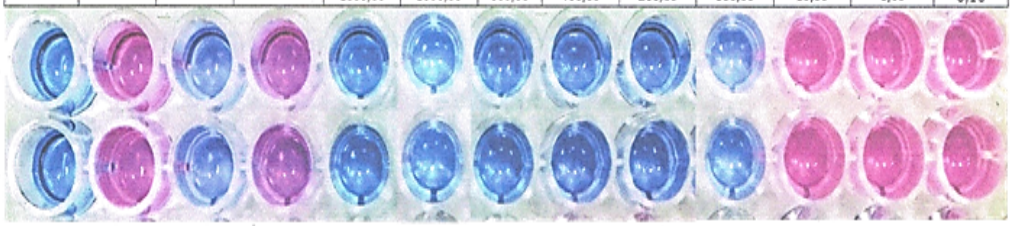

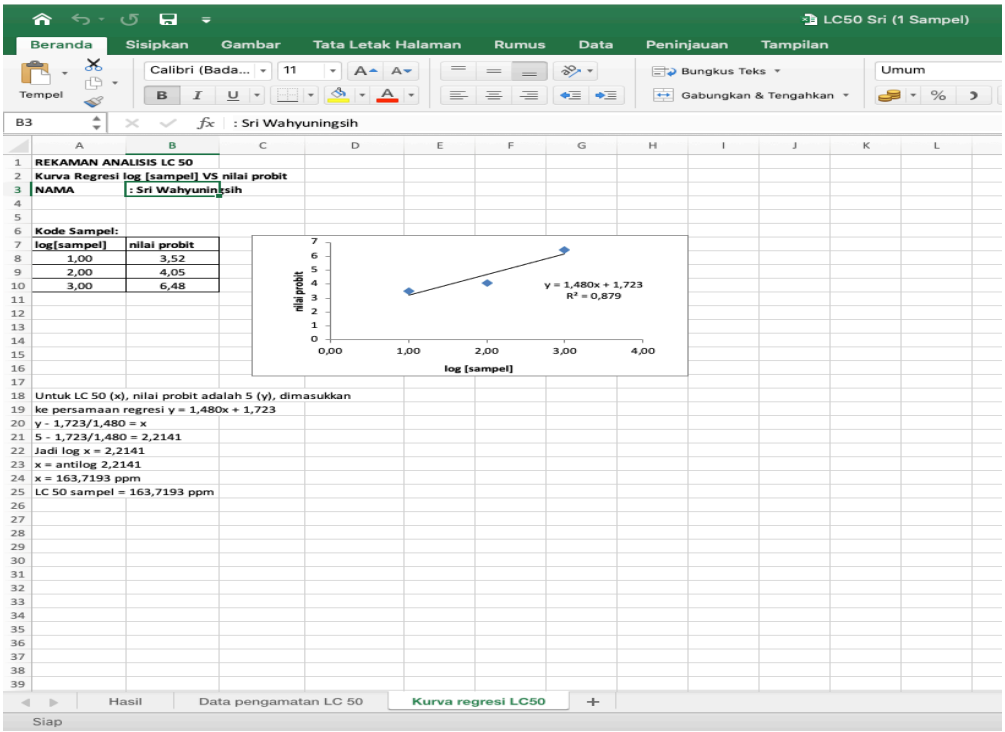

LC50 Sri (1 Sampel)

Beranda | Sisipkan | Gambar | Tata Letak Halaman | Rumus | Data | Peninjauan | Tampilan

B3 : Sri Wahyuningsih

REKAMAN ANALISIS LC 50
Kurva Regresi log [sampel] VS nilai probit
NAMA : Sri Wahyuningsih

Kode Sampel:

log[sampel]	nilai probit
1,00	3,52
2,00	4,05
3,00	6,48

Untuk LC 50 (x), nilai probit adalah 5 (y), dimasukkan
ke persamaan regresi y = 1,480x + 1,723
y - 1,723/1,480 = x
5 - 1,723/1,480 = 2,2141
Jadi log x = 2,2141
x = antilog 2,2141
x = 163,7193 ppm
LC 50 sampel = 163,7193 ppm

Hasil | Data pengamatan LC 50 | Kurva regresi LC50

Siap

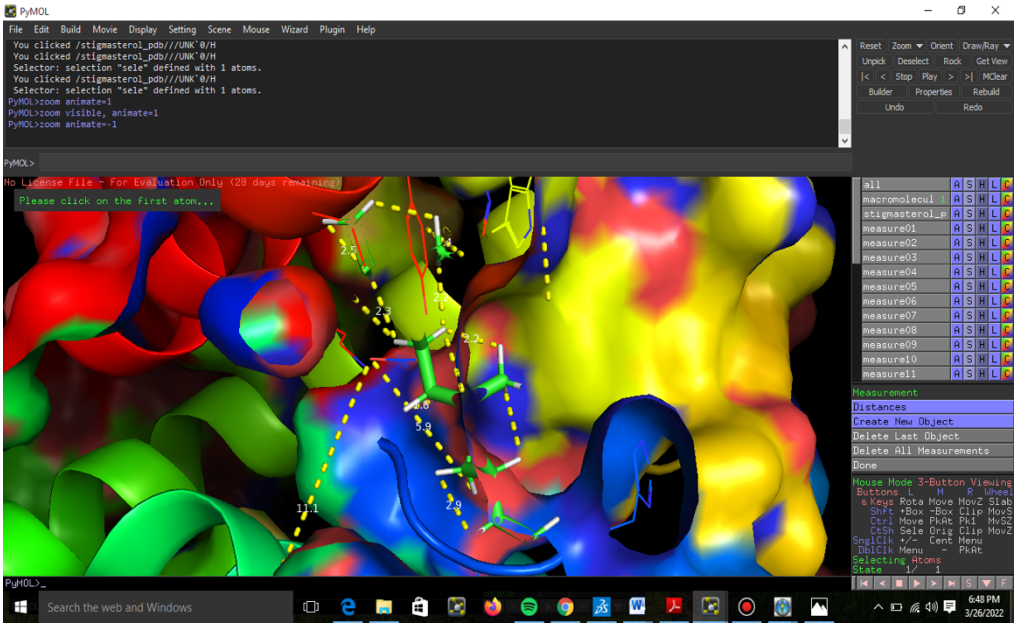
PyMOL
File Edit Build Movie Display Setting Scene Mouse Wizard Plugin Help
You clicked /stigmasterol_pdb///UNK`0/H
Selector: selection "sele" defined with 1 atoms.
PyMOL>zoom animate=1
PyMOL>zoom visible, animate=1
PyMOL>zoom animate=-1
Please click on the first atom...
Measurement
Distances
Create New Object
Delete Last Object
Delete All Measurements
Done
Search the web and Windows

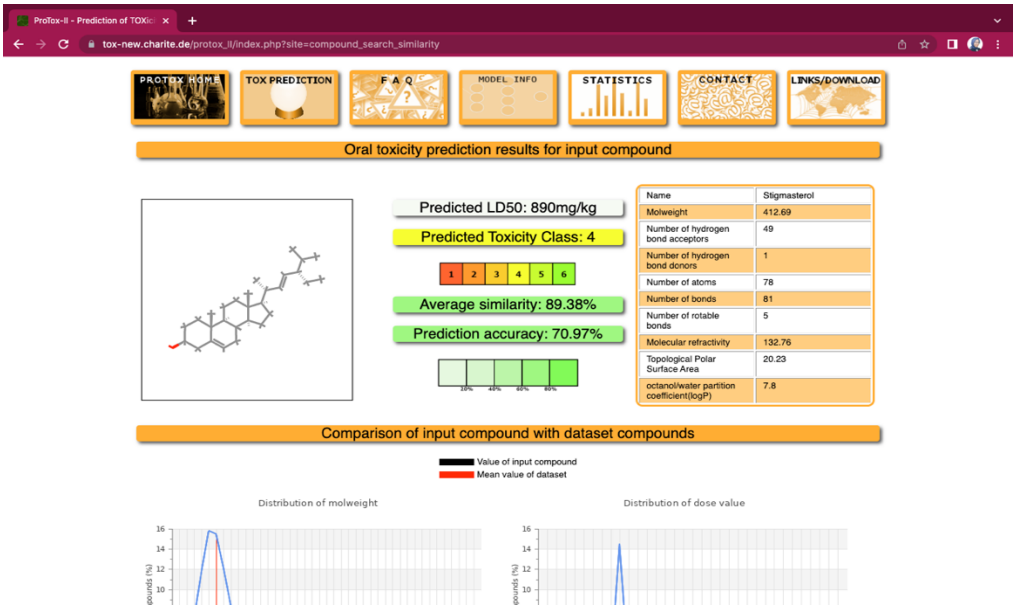
tox-new.charite.de/protox_II/index.php?site=compound_search_similarity
PROTOX HOME
TOX PREDICTION
F A Q
MODEL INFO
STATISTICS
CONTACT
LINKS/DOWNLOAD
Oral toxicity prediction results for input compound
Predicted LD50: 890mg/kg
Predicted Toxicity Class: 4
Average similarity: 89.38%
Prediction accuracy: 70.97%
Name Stigmasterol
Molweight 412.69
Number of hydrogen bond acceptors 49
Number of hydrogen bond donors 1
Number of atoms 78
Number of bonds 81
Number of rotable bonds 5
Molecular refractivity 132.76
Topological Polar Surface Area 20.23
octanol/water partition coefficient(logP) 7.8
Comparison of input compound with dataset compounds
Value of input compound
Mean value of dataset
Distribution of molweight
Distribution of dose value