

DAFTAR PUSTAKA

- Abadi, H. F., Mustikarini, E. D., & Prayoga, G. I. 2021. Parameter Genetik Hasil Persilangan Jagung Bersari Bebas untuk Mendapatkan Galur Berbiji Ungu. *Jurnal Ilmu Pertanian Indonesia*. 26 (3):450-458.
- Abdiana, R., & Anggraini, D. I. 2017. Rambut Jagung (*Zea mays* L.) sebagai Alternatif Tabir Surya. *Jurnal Majority*. 7 (1):31-35.
- Adrianto, H. I., Mustikarini, E. D., & Prayoga, G. I. 2021. Seleksi Generasi F2 untuk Mendapatkan Jagung dengan Kandungan Antosianin. *Jurnal Ilmu Pertanian Indonesia*. 26 (2):301-308.
- Amzeri, A. 2018. Tinjauan Perkembangan Pertanian Jagung Di Madura Dan Alternatif Pengolahan Menjadi Biomaterial. *Jurnal Ilmiah Rekayasa*. 11 (1):74-86.
- Armandoni, E. A., Purnamaningsih, S. L., & Rifianto, A. 2022. Pendugaan Nilai Heterosis Tujuh Hibrida Jagung Manis (*Zea mays* L. Var Saccharata Strut). *Journal of Agricultural Science*. 1 (2): 10-17.
- Azrai, M., Aqil, M., Arief, R., Koes, F. & Arvan, R. Y. 2018. *Petujunk Teknis Teknologi Produksi Benih Jagung*. IAARD PRESS. Jakarta.
- Barton, L. V. 1987. *Anatomy and Physiology of Maize Stems and Their Ecological Significance*. Pergamon Press.
- Basuki, E. P. 2001. Induksi Mandul Jantan dengan Maleic Hydrazide Pada Semangka (*Citrullus vulgaris* Schard.). *Jurnal Ilmu Pertanian*. 8 (2):49-54.
- Chater, C.C.C., Caine, R.S., Fleming, A.J., and Gray, J.E. (2017). Origins and function of stomata in the moss *Physcomitrella patens*. *Nat. Plants* 3, 17051.
- Chen, R., Xu, Q., Liu, Y., Zhang, J., Ren, D., Wang, G., & Liu, Y. 2018. Generation of Transgene-Free Maize Male Sterile Lines Using the CRISPR/Cas9 System. *Frontiers in Plant Science*. 9 (1180):1-8.
- Collinson, S., Hamdziripi, E., Groote, H. D., Ndegwa, M., Cairns, J. E., Albertsen, M., Ligeyo, D., Mashingaidze, K., & Olsen, M. S. 2022. Incorporating male sterility increases hybrid maize yield in low input African farming systems. *Communications Biology*. 5 (729):1-8.
- P., McMullen, M. D., Holland, J. B., Tian, F., Bradbury, P., Ross-Ibarra, J., Flint-Garcia, S. A. 2011. Genetic Architecture of Maize Kernel composition in the Nested Association Mapping and Inbred Association panels. *PLANT PHYSIOLOGY*, 158 (2): 824–834.



- Damanhuri, Dianti, S. V. & Soelaksini, L. D. 2018. Aplikasi Teknik Detasseling dan Rasio Pemupukan Fosfor dan Kalium Terhadap Hasil Panen Jagung. *Journal of Applied Agricultural Sciences*. 2 (2): 144-153.
- Dewi, A. S., Setiawan, D. H., & Novitaningrum, R. 2022. Potensi Dan Pengembangan Jagung Hibrida Di Indonesia. *Journal Science Innovation and Technology*. 3 (1):1-6.
- Dua, M., Zhou, K., Liu, Y., Deng, L., Zhan, X., Lin, L., Zhou, M., Zhao, W., Wen, C. L., Xing, J., Li, C. B., & Li, C. 2020. A biotechnology-based male-sterility system for hybrid seed production in tomato. *The Plant Journal*. 102:1090-1100.
- Dua, M., Zhou, K., Liu, Y., Deng, L., Zhang, X., Lin, L., Zhou, M., Zhao, W., Wen, C., Xing, J., Li, C. B., & Li, C. 2020. Sistem Sterilitas Jantan Berbasis Bioteknologi untuk Produksi Benih Hibrida Pada Tomat. *Journal Plant*. 102 (5): 1090 -1100.
- Ekowati, D., & Nasir, M. 2011. Pertumbuhan Tanaman Jagung (*Zea mays* L.) Varietas Bisi-2 Pada Pasir Reject Dan Pasir Asli Di Pantai Trisik Kulonprogo. *Jurnal Manusia dan Lingkungan*. 18 (3):220-231.
- Erawati, B. T. R., Hipi, A., Makkulawu, A. T., & Azrai, M. 2019. Evaluation of hybrid corn genotype on productivity improvement to support national food availability. *IOP Conf. Series: Earth and Environmental Science*.
- Farnia, A., & Mansouri, M. 2015. Study on Morphological Characteristics of Maize (*Zea mays* L.) Cultivars under Different Plant Densities. *Indian Journal of Natural Sciencess*. 5 (30):8391-8553.
- Farinanti, S., Draga, S., Betto, A., Palumbo, F., Vannozzi, A., Luchhin, M., & Barcaccia, G. 2023. Current insights and advances into plant male sterility: new precision breeding technology based on genome editing applications. *Frontiers in Plant Science*. 1-20.
- Gallavotti, A. (2013). The role of auxin in shaping shoot architecture. *Journal of Experimental Botany*, 64(9), 2593-2608.
- Ghete, A. B., Has, V., Vidican, R., Copandean, A., Ranta, O., Moldovan, C. M., Crisan, I. & Duda, M. M. 2020. Influence of Detasseling Methods on Seed Yield of Some Parent Inbred Lines of Turda Maize Hybrids. *Journal Agronomy*. 10(729): 1-10.



C. 2014. *Nutrisi Tanaman*. Instiper Yogyakarta. Yogyakarta.

..., A., & Gomez A. A. 2007. *Prosedur Statistik Untuk Penelitian Pertanian*. Penerbit Universitas Indonesia: Jakarta.

- Hallauer, A. R., Carena, M. J., & Filho, J. B. M. 2010. *Quantitative Genetics in Maize Breeding*. Springer. USA.
- Hatfield, R. D., & Marita, J. M. 2010. Grass lignin acylation: p-Coumaroyl transferase activity and cell wall characteristics of C3 and C4 grasses. *Planta*, 232(3), 7.
- Jumadi, O., Junda, M., Caronge, M. W., & Mu'nisa, A., & Iriany, N. 2021. *Teknologi Budidaya Tanaman Jagung & Sorgum*. Biopress Jurusan Biologi FMIPA UNM. Makassar.
- Kartiasih, F., & Ramadhani, A. R., Fitri, K. A., & Aselnino, P. 2022. Faktor-faktor yang mempengaruhi volume impor jagung Indonesia dari lima negara eksportir terbesar tahun 2009-2021. *INOVASI: Jurnal Ekonomi, Keuangan dan Manajemen*. 18 (4):936-946.
- Kling, J. G., & Edmeades, G. 1997. *Morphology and growth of maize*. Research Guide. Nigeria.
- Kustiani, E., Rahardjo, T. P., & Laamou, V. 2019. Karakteristik Beberapa Nomor Pemuliaan pada Tanaman Jagung Hibrida (*Zea mays* L.). *Jurnal Agrinika*. 3 (2):83-91.
- Leegood, R. C. 2002. C4 photosynthesis: Principles of CO2 concentration and prospects for its introduction into C3 plants. *Journal of Experimental Botany*, 53(369), 581-590.
- Liu X., Zhang, S., Jiang, Y., Yan, T., Fang, C., Hou, Q., Wu, S., Xie, K., An, X. & Wan, X. 2022. Use of CRISPR/Cas9-Based Gene Editing to Simultaneously Mutate Multiple Homologous Genes Required for Pollen Development and Male Fertility in Maize. *Journal Cells*. 11(439): 1-15.
- McSteen, P., & Hake, S. 2001. barren inflorescence2 regulates axillary meristem development in the maize inflorescence. *Development*, 128(16), 2881-2891.
- Perrin, P. M., & Mitchell F. J. G. 2013. Incorporating male sterility increases hybrid maize yield in low input African farming systems. *European Journal of Forest Research*. 132 (2):211-218.
- Pratama, E. Y., Hasputri, R., Sutrisno, B., & Setiyono, R. T. 2019. Uji Daya Hasil pada Beberapa Calon Varietas Jagung Hibrida. *Jurnal Pertanian Presisi*. 3 (1):120-128.



- Pratama, E. Y., Hasputri, R., Sutrisno, B., Setiyono, R. T. 2019. Uji Daya Hasil Pada Beberapa Calon Varietas Jagung Hibrida. *Jurnal Pertanian Presisi*. 3 (2):120-129.
- Priyanto, S. B., Prayitno, O. D., & Efendi, R. 2023. Correlation and Path Analysis Maize Hybrid Yield. *Journal of Suboptimal Lands*. 12 (1): 80-87.
- Rao, A. S., Kumar, R. V., & Reddy, M. V. 2019. Influence of soil depth on yield and water use efficiency of maize under different water regimes. *International Journal of Agriculture, Environment and Biotechnology*, 12(5), 661-664.
- Ren, W., Si, J., Chen, L., Fang, Z., Zhuang, M., Lv, H., Wang, Y., Ji, J., Yu, H. & Zhang, Y. 2022. Mechanism and Utilization of Ogura Cytoplasmic Male Sterility in Cruciferae Crops. *International Journal of Molecular Sciences*. 23 (16): 9099.
- Sánchez-Romera, B., Ruiz-Cañadas, A., Li, G., & Ljung, K. 2021. Hormonal Control of Shoot Stem Cell Organization in Monocot Plants. *International Journal of Molecular Sciences*, 22(3): 1214.
- Sastrapradja S. D. 2012. *Perjalanan Panjang Tanaman Indonesia*. Buku Obor. Jakarta.
- Satoto & Rumanti, I. A. 2011. Peranan Galur Mandul Jantan dalam Perakitan dan Pengembangan Padi Hibrida. *Jurnal Iptek Tanaman Pangan*. 6 (1): 14-29.
- Sinaga, D. D., Rachel, A. U. Santika, I., Rahayu, P. P., Rohman, M. A., & Febryanto, S. 2022. Pengelolaan Tanaman Jagung (*Zea mays*) di Tiga Desa Ogan Ilir Sumatera Selatan. *Prosiding Seminar Nasional Lahan Suboptimal ke-10 Universitas Sriwijaya*. Palembang. 983-990.
- Sujiprihati, S., Syukur, M., Makkulawu, A. T., & Iriany, R. N. 2012. Perakitan Varietas Hibrida Jagung Manis Berdaya Hasil Tinggi dan Tahan Terhadap Penyakit Bulai. *Jurnal Ilmu Pertanian Indonesia*. 17 (3):159-165.
- Sumartini S., Sulistyowati, E., Rustini, S., & Abdurrakhman. 2008. Potensi Hasil Galur-Galur F1 Mandul Jantan Kapas Pada Persilangan Alami. *Jurnal Litri*. 14 (2): 67-71.
- Supriatna, J., Sidik, M. S., Pratama, R. A., Syihab, F. N., Yuwariah, Y., & Ruswandi, D. 2023. Penilaian Komponen Hasil dan Indeks Intercropping 22 Jagung Hibrida Pada Sistem Intercropping Jagung-Kedelai. *Jurnal Ilmiah Pertanian*. 11 (1):24-32.



gsih, Joni, M., & Darmadi, A. A. K. 2013. Inventarisasi Gulma Pada anaman Jagung (*Zea mays* L.) Di Lahan Sawah Kelurahan Padang Galak, Denpasar Timur, Kodya Denpasar, Provinsi Bali. *Jurnal Simbiosis*. 1 (1):1-

- Susilawati, E. & Wahyuningsih, S. 2021. *Analisis Kinerja Perdagangan Jagung*. Kementerian Pertanian RI. Jakarta.
- Syukur, M., Sujiprihati, S. & Yuniarti, R. 2018. *Teknik Pemuliaan Tanaman*. Penebar Swadaya:Jakarta.
- Varela, M.C., Reginato, M., Bartoli, C.G., and Galatro, A. (2019). Physiological and molecular aspects of corn seedling responses to iron excess. *Plant Physiol. Biochem.* 140, 75–85.
- Wan, X., Wu, S., Li, Z., Dong, Z., An, X., Ma, B., Tian, Y., & Li, J. 2019. Maize Genic Male-Sterility Genes and Their Applications in Hybrid Breeding: Progress and Perspectives. 12:321-342.
- Wang, Z., Xu, F., Cui, J., Gao, Y., and Wang, X. (2015). Comparative analysis of C4 photosynthetic enzymes and chloroplast ultrastructure between two varieties of wucai (*Brassica campestris* L.). *Front. Plant Sci.* 6, 402.
- Wani, I. A., Sogi, D. S., & Gill, B. S. 2017. Physicochemical and functional properties of corn starches and their blends with potato starch. *International Journal of Biological Macromolecules*, 104, 841-848.
- Weider, C., Stamp, P., Christov, N., Husken, A., Foueillassar, X., Camp, K. H., & Munsch, M. 2009. Stability of Cytoplasmic Male Sterility in Maize under Different Environmental Conditions. *Journal Crop Science.* 49: 77-84.
- Zurek, M. 2023. Genetic basis of the phenomenon of male sterility and fertility restoration in maize (*Zea mays* L.) – a review. *Agronomy Science Journal.* 78(3).



LAMPIRAN

Tabel Lampiran 1. Data pengamatan tinggi tanaman (cm)

Perlakuan	Ulangan			Total	Rerata
	I	II	III		
JHD01	222.6	213.2	220.8	656.6	218.86
JHD02	228.7	222.1	207.3	658.1	219.36
JHD03	198.8	185.9	189.7	574.4	191.46
JHD04	225.3	229.4	225.8	680.5	226.83
JHD05	202	203.7	208	613.7	204.56
JHD06	234.5	234.2	229.7	698.4	232.08
JHD07	212.8	210.5	205.6	628.9	209.63
JHD08	207.2	217.4	210.9	635.5	211.83
JHD09	205.5	216.9	207	629.4	209.08
JHD10	214.9	205.4	202.6	622.9	207.63
JHD11	231.4	234.6	237.7	703.7	234.56
JHD12	202.4	209.6	200.1	612.1	204.03
JHD13	192.1	197.4	199.2	588.7	196.23
JHD14	213.2	213.3	203.6	630.1	210.03
JHD15	203.3	216.4	205.6	625.3	208.43
Pioneer-36	220.5	234.5	226.6	681.6	227.02
BISI-18	213.3	204.3	206.6	624.2	208.06
Total	3628.5	3648.8	3586.8	10864.1	
Rerata	213.44	214.63	210.98		213.02

Tabel Lampiran 2. *Analysis of Variance* Data Pengamatan Tinggi Tanaman

SK	db	JK	KT	F.Hit	F.Tab		Ket
					0.05	0.01	
Kelompok	2	117.548627	58.77431	0.810625	3.805565	6.700965	NS
Genotipe	16	6981.49294	436.3433	6.018115	2.51492	3.778255	**
Galat	13	942.564706	72.50498				
Total	31	8041.60627					
KK	8%						



Tabel Lampiran 3. Data Pengamatan Tinggi Letak Tongkol (cm)

Perlakuan	Ulangan			Total	Rerata
	I	II	III		
JHD01	121.9	112.2	118.5	352.6	117.53
JHD02	120.1	122.6	111	353.7	117.09
JHD03	99.3	91.8	95.5	286.6	95.53
JHD04	118.1	119.6	120	357.7	119.23
JHD05	97.6	100.1	100.9	298.6	99.53
JHD06	125	129	122.2	376.2	125.04
JHD07	110.5	110.5	107.7	328.7	109.56
JHD08	107.9	110.5	110.6	329	109.66
JHD09	99.3	104.7	99.8	303.8	101.26
JHD10	114.6	101.1	100.4	316.1	105.36
JHD11	129.7	123	127.3	380	126.66
JHD12	109.5	106	101.5	317	105.66
JHD13	101.4	101.1	103	305.5	101.83
JHD14	121.8	111.7	106.7	340.2	113.04
JHD15	104.2	109.7	107.5	321.4	107.13
Pioneer-36	91.2	97.3	95.4	283.9	94.63
BISI-18	109.4	101.4	107.8	318.6	106.02
Total	1881.5	1852.3	1835.8	5569.6	
Rerata	110.67	108.95	107.98		109.20

Tabel Lampiran 4. *Analysis of Variance* Data Pengamatan Tinggi Letak Tongkol

SK	db	JK	KT	F.Hit	F.Tab		Ket
					0.05	0.01	
Kelompok	2	63.00745	31.50373	0.785269	3.805565	6.700965	NS
Genotipe	16	4444.15	277.7594	6.923491	2.51492	3.778255	**
Galat	13	521.5392	40.1184				
Total	31	5028.697					
KK	11%						



Tabel Lampiran 5. Data Pengamatan Diameter Batang (mm)

Perlakuan	Ulangan			Total	Rerata
	I	II	III		
JHD01	20.56	21.78	22.47	64.81	21.60
JHD02	20.95	21.93	19.96	62.84	20.94
JHD03	19.16	19.16	20.92	59.24	19.74
JHD04	21.68	21.57	21.9	65.15	21.71
JHD05	21.98	23.33	23.36	68.67	22.89
JHD06	21.65	22.9	21.47	66.02	22.00
JHD07	22.41	21.22	20.63	64.26	21.42
JHD08	20.76	21.67	21.43	63.86	21.28
JHD09	22.38	23.08	21.37	66.83	22.27
JHD10	22.62	21.73	20.98	65.33	21.77
JHD11	21.6	21.69	22.93	66.22	22.07
JHD12	20	21.07	20.34	61.41	20.47
JHD13	20.26	20.33	20.63	61.22	20.40
JHD14	19.97	21.05	20.62	61.64	20.54
JHD15	21.03	21.01	20.05	62.09	20.69
Pioneer-36	21.24	21.2	20.92	63.36	21.12
BISI-18	19.79	21.11	19.58	60.48	20.16
Total	358.04	365.83	359.56	1083.43	
Rerata	21.06	21.51	21.15		21.24

Tabel Lampiran 6. *Analysis of Variance* Data Pengamatan Diameter Batang

SK	db	JK	KT	F.Hit	F.Tab		Ket
					0.05	0.01	
Kelompok	2	2.006027	1.003014	0.82877	3.805565	6.700965	NS
Genotipe	16	33.96339	2.122712	1.753954	2.51492	3.778255	NS
Galat	13	15.73317	1.210244				
Total	31	51.70259					
KK	10%						



Tabel Lampiran 7. Data Pengamatan Jumlah Daun (Helai)

Perlakuan	Ulangan			Total	Rerata
	I	II	III		
JHD01	14.8	13.9	13.3	42	14.0
JHD02	13.8	13.7	12.3	39.8	13.2
JHD03	13.2	12.9	12	38.1	12.7
JHD04	14.7	13.9	13.8	42.4	14.1
JHD05	13.1	13.1	12.9	39.1	13.0
JHD06	14.3	14.2	13.1	41.6	13.8
JHD07	13.9	12.8	12.1	38.8	12.9
JHD08	14.6	14.8	13	42.4	14.1
JHD09	13.2	14	13.5	40.7	13.5
JHD10	14.6	13.7	13.1	41.4	13.8
JHD11	13.9	14.6	13.4	41.9	13.9
JHD12	13.4	12.8	12.8	39	13.0
JHD13	13.4	13.9	12.1	39.4	13.1
JHD14	13.2	12.6	12	37.8	12.6
JHD15	13.4	13.6	13.4	40.4	13.4
Pioneer-36	13.8	12.4	12.9	39.1	13.0
BISI-18	13.4	12.9	12.7	39	13.0
Total	234.7	229.8	218.4	682.9	
Rerata	13.8	13.5	12.8		13.3

Tabel Lampiran 8. *Analysis of Variance* Data Pengamatan Jumlah Daun

SK	db	JK	KT	F.Hit	F.Tab		Ke t
					0.05	0.01	
Kelompok	2	8.228627	4.114314	8.537684	3.805565	6.700965	**
Genotipe	16	12.57176	0.785735	1.630493	2.51492	3.778255	NS
Galat	13	6.264706	0.4819				
Total	31	27.0651					
KK	10%						



Tabel Lampiran 9. Data Pengamatan Panjang Daun (cm)

Perlakuan	Ulangan			Total	Rerata
	I	II	III		
JHD01	92.45	91.93	92.2	276.58	92.19
JHD02	98.7	93.21	93.18	285.09	95.03
JHD03	88.77	85.95	85.89	260.61	86.87
JHD04	92.35	90.7	90.8	273.85	91.28
JHD05	91.62	89	89.42	270.04	90.01
JHD06	83.9	84.67	83.65	252.22	84.07
JHD07	82.83	81.3	81.5	245.63	81.87
JHD08	88.92	89.45	89.32	267.69	89.23
JHD09	84.98	84.3	83.06	252.34	84.11
JHD10	89.1	88.78	88.38	266.26	88.75
JHD11	90.8	90.1	90.95	271.85	90.61
JHD12	93.6	94.12	94.25	281.97	93.99
JHD13	84.64	84.8	84.87	254.31	84.77
JHD14	92.5	91.29	91.75	275.54	91.84
JHD15	84.64	85.15	85.35	255.14	85.04
Pioneer-36	104.47	102.42	103	309.89	103.29
BISI-18	92.32	91.28	91.23	274.83	91.61
Total	1536.59	1518.45	1518.8	4573.84	
Rerata	90.38	89.32	89.34		89.68

Tabel Lampiran 10. *Analysis of Variance* Data Pengamatan Panjang Daun

SK	db	JK	KT	F.Hit	F.Tab		Ket
					0.05	0.01	
Kelompok	2	12.66012	6.330061	2.970206	3.805565	6.700965	NS
Genotipe	16	1286.265	80.39157	37.72153	2.51492	3.778255	**
Galat	13	27.70541	2.131186				
Total	31	1326.631					
KK	3%						



Tabel Lampiran 11. Data Pengamatan Lebar Daun (cm)

Perlakuan	Ulangan			Total	Rerata
	I	II	III		
JHD01	10.15	9.6	10.25	30	10
JHD02	11.21	10.49	9.9	31.6	10.53333
JHD03	10.8	9.85	10.05	30.7	10.23333
JHD04	10.82	10.63	10.89	32.34	10.78
JHD05	9.95	9.14	9.71	28.8	9.6
JHD06	10.62	11.77	10.71	33.1	11.03333
JHD07	10.41	9.95	10.24	30.6	10.2
JHD08	10.27	11.16	10.62	32.05	10.68333
JHD09	11.1	10.92	10.72	32.74	10.91333
JHD10	10.26	9.93	10.37	30.56	10.18667
JHD11	9.95	9.56	10.31	29.82	9.94
JHD12	10.58	11.51	10.61	32.7	10.9
JHD13	10.14	10.19	10.03	30.36	10.12
JHD14	10.02	11.48	10.24	31.74	10.58
JHD15	11.02	10.74	10.73	32.49	10.83
Pioneer-36	10.52	10.43	10.03	30.98	10.32667
BISI-18	9.08	8.81	8.84	26.73	8.91
Total	176.9	176.16	174.25	527.31	
Rerata	10.40588	10.36235	10.25		10.33941

Tabel Lampiran 12. *Analysis of Variance* Data Pengamatan Lebar Daun (cm)

SK	db	JK	KT	F.Hit	F.Tab		Ket
					0.05	0.01	
Kelompok	2	0.219965	0.109982	0.25522	3.805565	6.700965	NS
Genotipe	16	14.22222	0.888888	2.062717	2.51492	3.778255	NS
Galat	13	5.602102	0.430931				
Total	31	20.04428					
KK	12%						



Tabel Lampiran 13. Data Pengamatan Sudut Daun (°)

Perlakuan	Ulangan			Total	Rerata
	I	II	III		
JHD01	34.2	36.5	34.3	105	35.0
JHD02	33.9	34.5	35.2	103.6	34.5
JHD03	36.3	36.2	37.9	110.4	36.8
JHD04	35.9	33.7	34.7	104.3	34.7
JHD05	37	37.6	35.1	109.7	36.5
JHD06	39.7	40	37.4	117.1	39.0
JHD07	38.8	37.5	40.4	116.7	38.9
JHD08	27.4	26.1	26.9	80.4	26.8
JHD09	35.8	32	33.6	101.4	33.8
JHD10	42.6	36.5	37.1	116.2	38.7
JHD11	38.3	35.6	37	110.9	36.9
JHD12	29.9	28.4	27.5	85.8	28.6
JHD13	32	35	33.8	100.8	33.6
JHD14	31.4	30	30.6	92	30.6
JHD15	27.8	28	29.6	85.4	28.4
Pioneer-36	30.5	24.6	24.7	79.8	26.6
BISI-18	22.3	22.9	21	66.2	22.0
Total	573.8	555.1	556.8	1685.7	
Rerata	33.7	32.6	32.7		33.0

Tabel Lampiran 14. *Analysis of Variance* Data Pengamatan Sudut Daun

SK	db	JK	KT	F.Hit	F.Tab		Ket
					0.05	0.01	
Kelompok	2	12.58	6.29	1.060571	3.805565	6.700965	NS
Genotipe	16	1205.087	75.31794	12.69952	2.51492	3.778255	**
Galat	13	77.1	5.930769				
Total	31	1294.767					
KK	14%						



Tabel Lampiran 15. Data Pengamatan Panjang Malai (cm)

Perlakuan	Ulangan			Total	Rerata
	I	II	III		
JHD01	42.75	42.95	42.82	128.52	42.84
JHD02	44.25	43.22	43.91	131.38	43.79
JHD03	41.13	40.47	41.42	123.02	41.00
JHD04	41.4	40.02	41.31	122.73	40.91
JHD05	41.75	40.95	41.13	123.83	41.27
JHD06	40.12	39.9	40.59	120.61	40.20
JHD07	41.72	40.1	41.31	123.13	41.04
JHD08	35.5	36.87	37.19	109.56	36.52
JHD09	37.54	37.38	37.35	112.27	37.42
JHD10	38.11	38.4	38.22	114.73	38.24
JHD11	42.95	43.6	43.88	130.43	43.47
JHD12	40.3	38.14	38.57	117.01	39.00
JHD13	34	37.75	37.08	108.83	36.27
JHD14	42.15	42.21	43.75	128.11	42.70
JHD15	41.34	41.08	42.29	124.71	41.57
Pioneer-36	40.4	41.88	41.63	123.91	41.30
BISI-18	35.7	35.6	34.98	106.28	35.42
Total	681.11	680.52	687.43	2049.06	
Rerata	40.06	40.03	40.43		40.17

Tabel Lampiran 16. *Analysis of Variance* Data Pengamatan Panjang Malai

SK	db	JK	KT	F.Hit	F.Tab		Ket
					0.05	0.01	
Kelompok	2	1.726247	0.863124	0.581631	3.805565	6.700965	NS
Genotipe	16	323.0579	20.19112	13.60614	2.51492	3.778255	**
Galat	13	19.29162	1.483971				
Total	31	344.0757					
KK	6%						



Tabel Lampiran 17. Data Pengamatan Umur Berbunga Betina (hari)

Perlakuan	Ulangan			Total	Rerata
	I	II	III		
JHD01	57	57	57	171	57
JHD02	57	57	57	171	57
JHD03	57	59	58	174	58
JHD04	60	56	62	178	59.3
JHD05	57	57	55	169	56.3
JHD06	57	56	59	172	57.3
JHD07	55	56	57	168	56
JHD08	57	57	56	170	56.6
JHD09	56	56	57	169	56.3
JHD10	59	60	60	179	59.6
JHD11	58	58	57	173	57.6
JHD12	55	55	55	165	55
JHD13	55	56	56	167	55.6
JHD14	56	55	55	166	55.3
JHD15	57	56	55	168	56
Pioneer-36	55	55	55	165	55
BISI-18	56	57	58	171	57
Total	964	963	969	2896	
Rerata	56.7	56.6	57		56.7

Tabel Lampiran 18. *Analysis of Variance* Data Pengamatan Umur Berbunga Betina

SK	db	JK	KT	F.Hit	F.Tab		Ket
					0.05	0.01	
Kelompok	2	1.215686	0.607843	0.214819	3.805565	6.700965	NS
Genotipe	16	86.62745	5.414216	1.913446	2.51492	3.778255	NS
Galat	13	36.78431	2.829563				
Total	31	124.6275					
KK	6%						



Tabel Lampiran 19. Data Pengamatan Umur Berbunga Jantan (hari)

Perlakuan	Ulangan			Total	Rerata
	I	II	III		
JHD01	57	57	57	171	57
JHD02	58	60	64	182	60.6
JHD03	57	58	58	173	57.6
JHD04	57	56	60	173	57.6
JHD05	57	58	55	170	56.6
JHD06	57	56	59	172	57.3
JHD07	55	55	57	167	55.6
JHD08	56	56	56	168	56
JHD09	55	55	56	166	55.3
JHD10	57	59	59	175	58.3
JHD11	57	57	56	170	56.6
JHD12	57	57	58	172	57.3
JHD13	55	56	56	167	55.6
JHD14	0	0	0	0	0
JHD15	58	60	60	178	59.3
Pioneer-36	55	55	55	165	55
BISI-18	56	57	57	170	56.6
Total	962	970	980	2912	
Rerata	56.5	57.0	57.6		57.0

Tabel Lampiran 20. *Analysis of Variance* Data Pengamatan Umur Berbunga Jantan

SK	db	JK	KT	F.Hit	F.Tab		Ket
					0.05	0.01	
Kelompok	2	9.568627	4.784314	1.564103	3.805565	6.700965	NS
Genotipe	16	101.1765	6.323529	2.067308	2.51492	3.778255	NS
Galat	13	39.76471	3.058824				
Total	31	150.5098					

KK 6%



Tabel Lampiran 21. Data Pengamatan Bobot Tongkol Panen (kg)

Perlakuan	Ulangan			Total	Rerata
	I	II	III		
JHD01	5.77	5.49	5.18	16.44	5.48
JHD02	5.15	4.65	4.42	14.22	4.74
JHD03	6.72	5.4	5.76	17.88	5.96
JHD04	5.88	5.89	5.21	16.98	5.66
JHD05	3.84	3.72	3.88	11.44	3.81
JHD06	6.46	6.09	6.26	18.81	6.27
JHD07	8.07	7.75	8.01	23.83	7.94
JHD08	6.74	6.46	6.26	19.46	6.48
JHD09	8.51	8.23	7.85	24.59	8.19
JHD10	6.46	5.95	6.17	18.58	6.19
JHD11	7.93	7.63	8.14	23.7	7.09
JHD12	4.4	5.55	4.84	14.79	4.93
JHD13	6.96	7.76	7.54	22.26	7.42
JHD14	4.04	4.61	4.26	12.91	4.30
JHD15	5.47	6.29	5.65	17.41	5.80
Pioneer-36	9.17	8.95	9.04	27.16	9.05
BISI-18	8.18	7.97	7.76	23.91	7.97
Total	109.75	108.39	106.23	324.37	
Rerata	6.45	6.37	6.24		6.36

Tabel Lampiran 22. *Analysis of Variance* Data Pengamatan Bobot Tongkol Panen

SK	db	JK	KT	F.Hit	F.Tab		Ket
					0.05	0.01	
Kelompok	2	0.370698	0.185349	0.647754	3.805565	6.700965	NS
Genotipe	16	109.1776	6.823598	23.84696	2.51492	3.778255	**
Galat	13	3.719835	0.286141				
Total	31	113.2681					
KK	16%						



Tabel Lampiran 23. Data Pengamatan Bobot 10 Tongkol (kg)

Perlakuan	Ulangan			Total	Rerata
	I	II	III		
JHD01	2.39	2.14	2.1	6.63	2.21
JHD02	2.35	1.82	1.78	5.95	1.98
JHD03	2.33	2.1	2.16	6.59	2.19
JHD04	2.44	2.08	2.15	6.67	2.22
JHD05	1.86	2.1	2.07	6.03	2.01
JHD06	2.31	2.67	2.28	7.26	2.42
JHD07	2.86	2.61	2.65	8.12	2.70
JHD08	2.57	2.53	2.32	7.42	2.47
JHD09	2.77	2.86	2.7	8.33	2.77
JHD10	2.62	2.36	2.5	7.48	2.49
JHD11	2.61	2.39	2.63	7.63	2.54
JHD12	2	2.29	2.38	6.67	2.22
JHD13	1.91	2.33	2.06	6.3	2.01
JHD14	1.83	2	1.59	5.42	1.80
JHD15	2.07	2.43	2.21	6.71	2.23
Pioneer-36	2.67	2.55	2.57	7.79	2.59
BISI-18	2.78	2.61	2.64	8.03	2.67
Total	40.37	39.87	38.79	119.03	
Rerata	2.37	2.34	2.28		2.33

Tabel Lampiran 24. *Analysis of Variance* Data Pengamatan Bobot 10 Tongkol

SK	db	JK	KT	F.Hit	F.Tab		Ket
					0.05	0.01	
Kelompok	2	0.076722	0.038361	0.55156	3.805565	6.700965	NS
Genotipe	16	3.738749	0.233672	3.359785	2.51492	3.778255	*
Galat	13	0.904145	0.06955				
Total	31	4.719616					
KK	22%						



Tabel Lampiran 25. Data Pengamatan Bobot 10 Janggel (kg)

Perlakuan	Ulangan			Total	Rerata
	I	II	III		
JHD01	0.46	0.43	0.54	1.43	0.47
JHD02	0.62	0.62	0.61	1.85	0.61
JHD03	0.42	0.43	0.46	1.31	0.43
JHD04	0.55	0.55	0.55	1.65	0.55
JHD05	0.46	0.47	0.5	1.43	0.47
JHD06	0.55	0.56	0.6	1.71	0.57
JHD07	0.53	0.54	0.6	1.67	0.55
JHD08	0.53	0.56	0.55	1.64	0.54
JHD09	0.51	0.56	0.51	1.58	0.52
JHD10	0.56	0.54	0.57	1.67	0.55
JHD11	0.5	0.51	0.55	1.56	0.52
JHD12	0.52	0.56	0.52	1.6	0.53
JHD13	0.51	0.53	0.52	1.56	0.52
JHD14	0.5	0.55	0.49	1.54	0.51
JHD15	0.65	0.72	0.71	2.08	0.69
Pioneer-36	0.51	0.49	0.51	1.51	0.50
BISI-18	0.51	0.55	0.5	1.56	0.52
Total	8.89	9.17	9.29	27.35	
Rerata	0.52	0.53	0.54		0.53

Tabel Lampiran 26. *Analysis of Variance* Data Pengamatan 10 Janggel

SK	db	JK	KT	F.Hit	F.Tab		Ket
					0.05	0.01	
Kelompok	2	0.004957	0.002478	1.65712	3.805565	6.700965	NS
Genotipe	16	0.158792	0.009925	6.63569	2.51492	3.778255	**
Galat	13	0.019443	0.001496				
Total	31	0.183192					
KK	14%						



Tabel Lampiran 27. Data Pengamatan Rendemen (%)

Perlakuan	Ulangan			Total	Rerata
	I	II	III		
JHD01	0.81	0.8	0.74	2.35	0.78
JHD02	0.74	0.66	0.66	2.06	0.68
JHD03	0.82	0.8	0.79	2.41	0.80
JHD04	0.77	0.74	0.74	2.25	0.75
JHD05	0.75	0.78	0.76	2.29	0.76
JHD06	0.76	0.79	0.74	2.29	0.76
JHD07	0.81	0.79	0.78	2.38	0.79
JHD08	0.79	0.78	0.76	2.33	0.77
JHD09	0.82	0.8	0.81	2.43	0.81
JHD10	0.79	0.77	0.77	2.33	0.77
JHD11	0.81	0.79	0.79	2.39	0.79
JHD12	0.74	0.76	0.78	2.28	0.76
JHD13	0.73	0.77	0.75	2.25	0.75
JHD14	0.73	0.73	0.69	2.15	0.71
JHD15	0.69	0.7	0.68	2.07	0.69
Pioneer-36	0.81	0.81	0.8	2.42	0.80
BISI-18	0.82	0.79	0.81	2.42	0.80
Total	13.19	13.06	12.85	39.1	
Rerata	0.77	0.76	0.75		0.76

Tabel Lampiran 28. *Analysis of Variance* Data Pengamatan Rendemen

SK	db	JK	KT	F.Hit	F.Tab		Ket
					0.05	0.01	
Kelompok	2	0.003463	0.001731	1.950884	3.805565	6.700965	NS
Genotipe	16	0.071733	0.004483	5.051751	2.51492	3.778255	**
Galat	13	0.011537	0.000887				
Total	31	0.086733					
KK	8%						



Tabel Lampiran 29. Data pengamatan kadar air tanaman (%)

Perlakuan	Ulangan			Total	Rerata
	I	II	III		
JHD01	27	28.5	27.6	83.1	27.7
JHD02	28.3	30.2	28.3	86.8	28.9
JHD03	26.8	28.3	28.1	83.2	27.7
JHD04	29.8	31.2	30.4	91.4	30.4
JHD05	26.1	27	26.5	79.6	26.5
JHD06	29	27.5	28.4	84.9	28.3
JHD07	25.5	26.3	24.6	76.4	25.4
JHD08	27.3	26.3	26.8	80.4	26.8
JHD09	26.8	27.4	28.3	82.5	27.5
JHD10	28.1	31.8	28.1	88	29.3
JHD11	28.6	28.1	26.3	83	27.6
JHD12	25.2	26.8	27.9	79.9	26.6
JHD13	26.7	27.7	25.3	79.7	26.5
JHD14	25.8	25.4	24.9	76.1	25.3
JHD15	28.3	28.6	28.1	85	28.3
Pioneer-36	27.3	26.8	27.2	81.3	27.1
BISI-18	28.2	30.1	27.7	86	28.6
Total	464.8	478	464.5	1407.3	
Rerata	27.3	28.1	27.3		27.5

Tabel Lampiran 30. *Analysis of Variance* Data Pengamatan Kadar Air Tanaman

SK	db	JK	KT	F.Hit	F.Tab		Ket
					0.05	0.01	
Kelompok	2	6.991765	3.495882	1.746045	3.805565	6.700965	NS
Genotipe	16	86.32824	5.395515	2.694831	2.51492	3.778255	*
Galat	13	26.02824	2.002172				
Total	31	119.3482					
KK	10%						



Tabel Lampiran 31. Data Pengamatan Produktivitas (ton.ha⁻¹)

Perlakuan	Ulangan			Total	Rerata
	I	II	III		
JHD01	5.7	5.28	4.68	15.66	5.22
JHD02	4.58	3.61	3.5	11.69	3.89
JHD03	6.76	5.18	5.47	17.41	5.80
JHD04	5.36	5.02	4.53	14.91	4.97
JHD05	3.58	3.54	3.63	10.75	3.58
JHD06	5.86	5.86	5.54	17.26	5.75
JHD07	8.23	7.62	7.87	23.72	7.90
JHD08	6.52	6.24	5.86	18.62	6.20
JHD09	8.54	8.07	7.67	24.28	8.09
JHD10	6.15	5.26	5.76	17.17	5.72
JHD11	7.7	7.26	7.99	22.95	7.65
JHD12	4.1	5.16	4.58	13.84	4.61
JHD13	6.26	7.29	7.08	20.63	6.87
JHD14	3.68	4.19	3.71	11.58	3.86
JHD15	4.53	5.3	4.63	14.46	4.82
Pioneer-36	9.04	8.91	8.86	26.81	8.93
BISI-18	8.07	7.4	7.64	23.11	7.70
Total	104.66	101.19	99	304.85	
Rerata	6.15	5.95	5.82		5.97

Tabel Lampiran 32. *Analysis of Variance* Data Pengamatan Produktivitas

SK	db	JK	KT	F.Hit	F.Tab		Ket
					0.05	0.01	
Kelompok	2	0.958286	0.479143	1.136174	3.805565	6.700965	NS
Genotipe	16	129.2172	8.076073	19.15048	2.51492	3.778255	**
Galat	13	5.482314	0.421716				
Total	31	135.6578					
KK	21%						



Tabel Lampiran 33. Data Pengamatan Persentase Malai Steril (%)

Perlakuan	Ulangan			Total	Rerata
	I	II	III		
JHD01	0	0	0	0	0
JHD02	25.3	25.53	25.53	76.36	25.45
JHD03	0	0	0	0	0
JHD04	0	0	0	0	0
JHD05	0	0	0	0	0
JHD06	0	0	0	0	0
JHD07	0	0	0	0	0
JHD08	0	0	0	0	0
JHD09	0	0	0	0	0
JHD10	0	0	0	0	0
JHD11	0	0	0	0	0
JHD12	38.29	39.27	38.33	115.89	38.63
JHD13	0	0	0	0	0
JHD14	100	100	100	300	100
JHD15	78.85	71.7	75	225.55	75.18
Pioneer-36	0	0	0	0	0
BISI-18	0	0	0	0	0
Total	242.44	236.5	238.86	717.8	
Rerata	14.26	13.91	14.05		14.07

Tabel Lampiran 34. *Analysis of Variance* Data Pengamatan Persentase Malai Steril

SK	db	JK	KT	F.Hit	F.Tab		Ket
					0.05	0.01	
Kelompok	2	1.0523	0.52617	0.27133	3.80556	6.70096	NS
Genotipe	16	43275.3	2704.71	1394.74	2.51492	3.77825	**
Galat	13	25.2097	1.93921				
Total	31	43301.6					
KK	19%						



Tabel Lampiran 35. Data Pengamatan Berat Total Tepung Sari (g)

Perlakuan	Ulangan			Total	Rerata
	I	II	III		
JHD01	2.20	2.68	3.20	8.08	2.69
JHD02	1.12	1.25	1.36	3.73	1.24
JHD03	2.99	1.25	2.52	6.76	2.25
JHD04	6.30	5.04	4.58	15.92	5.30
JHD05	2.51	1.93	1.44	5.88	1.96
JHD06	1.89	3.05	2.52	7.46	2.48
JHD07	1.82	2.53	1.25	5.6	1.86
JHD08	1.99	1.84	1.07	4.9	1.63
JHD09	1.66	1.88	1.70	5.24	1.74
JHD10	2.05	3.04	2.37	7.46	2.48
JHD11	2.15	3.53	2.67	8.35	2.78
JHD12	1.28	1.17	1.69	4.14	1.38
JHD13	1.49	1.15	1.13	3.77	1.25
JHD14	0.00	0.00	0.00	0	0
JHD15	1.04	0.94	0.90	2.88	0.96
Pioneer-36	1.70	1.58	1.34	4.62	1.54
BISI-18	1.29	1.60	1.66	4.55	1.51
Total	33.48	34.46	31.4	99.34	
Rerata	1.96	2.02	1.84		1.94

Tabel Lampiran 36. *Analysis of Variance* Data Pengamatan Berat Total Tepung Sari

SK	db	JK	KT	F.Hit	F.Tab		Ket
					0.05	0.01	
Kelompok	2	0.05891	0.029455	0.000131	3.80556	6.70096	NS
Genotipe	16	621.271	38.82946	0.173358	2.51491	3.77825	NS
Galat	13	2911.78	223.9832				
Total	31	3533.11					
KK	5%						



Tabel Lampiran 37. Deskripsi Jagung Hibrida Varietas Pioneer-36

Asal	: Persilangan antara galur murni YEP sebagai tetua betina dengan galur murni 1T4J sebagai tetua jantan (YEP × 1T4J) introduksi dari Pioneer Hi-Bred Philippines, Inc.
Golongan	: Hibrida silang tunggal (<i>Single cross</i>)
Umur	: Berumur genjah 50% keluar pollen ± 53 hst 50% keluar rambut ± 55 hst Masak fisiologis ± 99 hst
Batang	: Kokoh
Warna batang	: Hijau
Tinggi tanaman	: ± 266 cm
Tinggi tongkol	: ± 110 cm
Daun	: Tegak
Warna daun	: Hijau tua
Keseragaman tanaman	: Seragam
Bentuk malai (<i>anther</i>)	: Tegak
Warna sekam (<i>glume</i>)	: Hijau
Warna malai (<i>anther</i>)	: Ungu
Warna rambut (<i>silk</i>)	: Ungu
Tipe biji	: Mutiara (<i>flint</i>)
Warna biji	: Orange tua
Jumlah baris biji per tongkol	: ± 15 baris
Baris biji	: Rapat
Bentuk tongkol	: Silindris mengerucut
Penutupan tongkol	: Kelobot menutup rapat dengan baik
Ukuran tongkol	: Panjang: ± 19.6 cm, diameter: ± 4.3 cm
Perakaran	: Sangat baik
Kerebahan	: Sangat baik
Potensi hasil	: ± 13.0 ton/ha pipilan kering pada KA 15%
Rata-rata hasil	: ± 9.41 ton/ha pipilan kering pada KA 15%
Bobot 1000 biji	: ± 376 g
Kandungan karbohidrat	: ± 71.58 %
Kandungan protein	: ± 9.51 %
Kandungan lemak	: ± 3.17 %
Ketahanan terhadap hama dan penyakit	: Tahan terhadap penyakit bulai (<i>P. philippinensis</i>), sangat tahan terhadap penyakit bulai (<i>P. maydis</i>), agak tahan terhadap penyakit karat daun (<i>P. polysora</i>) dan agak tahan terhadap penyakit hawar daun (<i>E. turcicum</i>).
gan	: Beradaptasi baik di daerah dengan kesuburan tinggi. Cocok ditanam pada ketinggian di bawah 300 m dpl.



Pemulian : Silvano Nong Calvero dan Syarifin Firdaus
Aminuddin R. Kurniawan, Budi H. Purba, Rulik
S. Ahmadi, Didik Permadi, Denny Achmad A. R.,
Ali Mujtahidin, Candra Romadoni.

Pengusul : PT. DuPont Indonesia

Sumber: SK Menteri Pertanian RI (No.334/Kpts/TAPI.010/05/2018)




Tabel Lampiran 38. Deskripsi Jagung Hibrida Varietas BISI-18

Tanggal Dilepas	: 12 Oktober 2004
Asal	: F1 Silang tunggal antara galur murni FS46 sebagai induk betina dan galur murni FS17 sebagai induk jantan.
Umur	: 50% keluar rambut : Dataran rendah: 57 hari; Dataran tinggi: 70 hari Masak fisiologis: dataran rendah: 100 hari; Dataran tinggi: 125 hari
Batang	: Besar, kokoh, tegap
Warna batang	: Hijau
Tinggi tanaman	: ± 230 cm
Daun	: Medium dan tegak
Warna daun	: Hijau gelap
Keragaman tanaman	: Seragam
Perakaran	: Baik
Kerebahan	: Tahan rebah
Bentuk malai	: Kompak dan agak tegal
Warna sekam	: Ungu kehijauan
Warna anthera	: Ungu kemerahan
Warna rambut	: Ungu kemerahan
Tinggi tongkol	: ± 115 cm
Kelobot	: Menutup tongkol cukup baik
Tipe biji	: Semi mutiara
Warna biji	: Oranye kekuningan
Jumlah baris/tongkol	: 14 – 16 baris
Bobot 1000 biji	: ± 303 g
Rata-rata hasil	: 9,1 ton/ha pipilan kering
Potensi hasil	: 12 ton/ha pipilan kering
Ketahanan	: Tahan terhadap penyakit karat daun dan bercak daun
Daerah pengembangan	: Daerah yang sudah biasa menanam jagung hibrida pada musim kemarau dan hujan, terutama yang menghendaki varietas berumur genjah – sedang.
Keterangan	: Baik ditanam di dataran rendah sampai ketinggian 1000 m dpl
Pemulia	: Nasib W. W., Putu Darsana, M. H. Wahyudi, dan Purwoko.

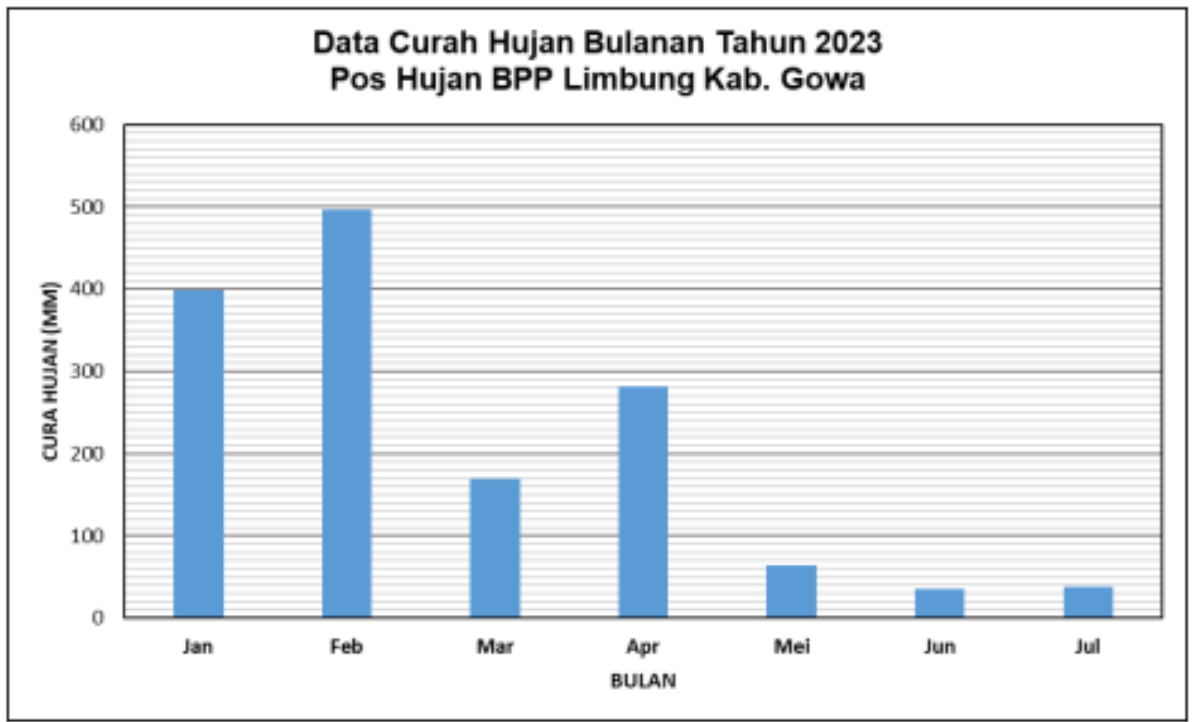
Sumber: SK Menteri Pertanian (571/Kpts/SR.120/10/2004)





Gambar 3. Lampiran Denah Rancangan Penelitian






Sumber: BMKG Stasiun BPP Limbung (2023)

Gambar 4. Lampiran Data Curah Hujan Lokasi Penelitian







(a)




(b)




(c)



(d)




(e)




(f)

bar 5. Lampiran Foto Visual Malai (a) JHD1, (b) JHD2, (c) JHD3, (d) JHD4, (e) JHD5, dan (f) JHD6.





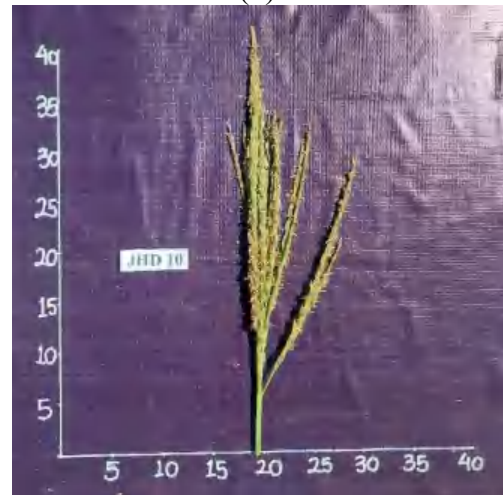
(a)




(b)



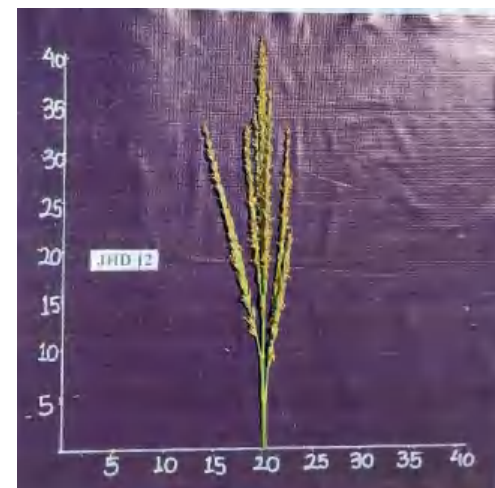
(c)



(d)



(e)



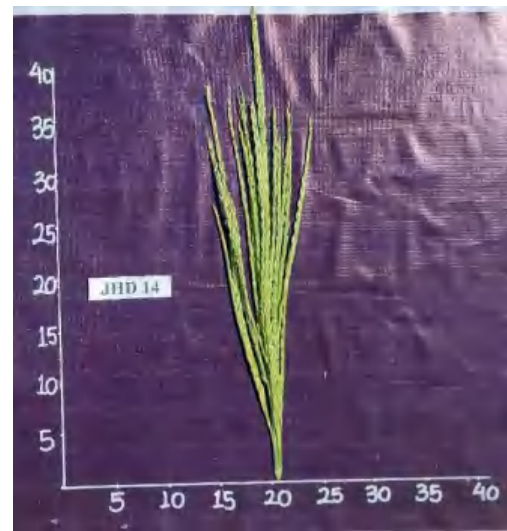
(f)

bar 6. Lampiran Foto Visual Malai (a) JHD7, (b) JHD8, (c) JHD9, (d) JHD10, (e) JHD11, dan (f) JHD12.





(a)



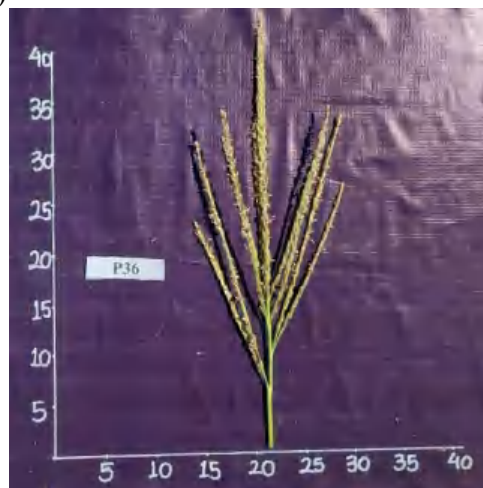
(b)



(c)



(d)



(e)

ur 7. Lampiran Foto Visual Malai (a) JHD13, (b) JHD14, (c) JHD15, (d) BISI-18, dan (e) P36.





(a)



(b)



(c)



(d)



(e)



(f)

ur 8. Lampiran Foto Visual Tanaman (a) JHD1, (b) JHD2, (c) JHD3, (d) JHD4, (e) JHD5, dan (f) JHD6.





(a)



(b)



(c)



(d)



(e)



(f)

ur 9. Lampiran Foto Visual Tanaman (a) JHD7, (b) JHD8, (c) JHD9, (d) JHD10, (e) JHD11, dan (f) JHD12.





(a)



(b)



(c)



(d)



(e)

r 10. Lampiran Foto Visual Tanaman (a) JHD13, (b) JHD14, (c) JHD15, (d) BISI-18, dan (e) P36.

