

DAFTAR PUSTAKA

- Aptindo. 2012. *Pertumbuhan Indonesia Tahun 2012-2030 dan Overview Industri Tepung Terigu Nasional Tahun*. Jakarta.
- Cahyadi, W. (2007). *Kedelai : Khasiat dan Teknologi*. Bumi Aksara. Jakarta.
- Fachruddin, L. (2000). *Budidaya Kacang-Kacangan*. Kanisius.
- Hasim, & Martindah, E. (2012). Perbandingan Susu Sapi Dengan Susu Kedelai : Tinjauan Kandungan Dan Biokimia Absorpsi. *Semiloka Nasional*, 1(272–278), 1–7.
- Jannah, M. (2011). Perbedaan Asupan Zat Gizi dan Nongizi Yang Berkaitan Dengan Kadar Hemoglobin Vegetarian, Vegan dan Nonvegan. *Skripsi*. Universitas Diponegoro.
- Joshi, V., & Kumar, S. (2015). Meat Analogues: Plant based alternatives to meat products- A review. *International Journal of Food and Fermentation Technology*, 5(2), 107–119.
- Limando, I., Soewito, B. M., & Yuwono, A. (2014). Perancangan Buku Visual Tentang Tempe Sebagai Salah Satu Makanan Masyarakat Indonesia. *DKV Adiwarna*, 1(4), 1–12.
- Maharaja, L. M. (2008). Penggunaan Campuran Tepung Tapoka Dengan Tepung Sagu Dan Natrium Nitrat Dalam Pembuatan Bakso Daging Sapi. *Skripsi*. Universitas Sumatera Utara. Medan.
- Mentari, R., Anandito, R. B. K., & Basito. (2016). Formulasi daging analog berbentuk bakso berbahan kacang merah (*Phaseolus vulgaris*) dan kacang kedelai (*Glycine max*). *Jurnal Teknosains Pangan*, 5(3), 31–41.
- Montolalu. S., Lontaan. N., Sakul. S., Dp. Mirah. A. (2013). Sifat Fisiko-Kimia dan Mutu Organoleptik Bakso Broiler dengan Menggunakan Tepung Ubi Jalar (*Ipomoea batatas L*). *J Zootek*. 32(5)
- Nurhidayah. (2018). Pengaruh Proporsi Tepung Kacang gude (*Cajanus cajan L.*) Dan Tepung Bekatul Terhadap Nilai Gizi Dan Sensoris Snack Bar. *Artikel Ilmiah*, Universitas Mataram.
- Puspita, P. G. (2014). Daya terima konsumen dan kandungan gizi daging analog berbasis tepung gluten dan tepung ubi jalar yang difortifikasi zat besi putri gita puspita. *Skripsi*. Institut Pertanian Bogor.
- Ramadhani N. R. (2020). Perkiraan Umur Simpan Daging Analog Berbahan Dasar Umbi Kimpul (*Xanthosoma sagittifolium*) dan Isolat Protein Kedelai Menggunakan Metode Sorpsi Isotermis. *Skripsi*. Universitas Jember.
- Rareunrom, K., Tongta, S., & Yongsawatdigul, J. (2008). Effects of soy protein isolate on chemical and physical characteristics of meat analog. *Asian Journal of Food and Agro Industry*, 1(02), 97–104.
- Sandhu, K. S., & Lim, S. T. (2008). Digestibility of legume starches as influenced by their physical and structural properties. *Carbohydrate Polymers*, 71(2), 245–252.
- Suprpti M. L. (2003). *Tepung Ubi Jalar Pembuatan dan Pemanfaatanya*. Kanisius.
- Taylor, L., & County, M. (2012). Tropical Plant Database. In *Rain Tree*.
- Yudana. (2003). *Tempe Makanan Seumur Hidup*. Semarang Metro. Semarang.

LAMPIRAN

Lampiran 1. Hasil Pengujian Organoleptik
Lampiran 1a. Pengujian Organoleptik Warna

| Warna | Perlakuan | | | | | | | | |
|----------------|-----------|----|----|------|----|----|------|----|----|
| | F1 | | | F2 | | | F3 | | |
| Panelis | U1 | U2 | U3 | U1 | U2 | U3 | U1 | U2 | U3 |
| Mega | 4 | 3 | 3 | 4 | 3 | 3 | 4 | 3 | 3 |
| Angga | 4 | 4 | 4 | 4 | 4 | 4 | 4 | 4 | 4 |
| Stevani | 3 | 3 | 3 | 4 | 3 | 4 | 4 | 4 | 4 |
| Andi tenri | 3 | 2 | 1 | 4 | 5 | 3 | 4 | 3 | 5 |
| Dinda hasibuan | 2 | 3 | 5 | 2 | 2 | 4 | 5 | 2 | 4 |
| Ayuni efani | 2 | 3 | 2 | 4 | 3 | 4 | 4 | 4 | 3 |
| Sulfi | 3 | 3 | 3 | 4 | 4 | 4 | 4 | 4 | 4 |
| Clara | 3 | 4 | 3 | 3 | 3 | 4 | 3 | 4 | 4 |
| Aura adha | 3 | 3 | 3 | 3 | 3 | 3 | 3 | 3 | 3 |
| Karina | 3 | 3 | 2 | 4 | 3 | 3 | 4 | 4 | 3 |
| Restu | 3 | 2 | 2 | 4 | 4 | 3 | 4 | 4 | 3 |
| Adisya | 3 | 4 | 3 | 3 | 2 | 3 | 3 | 2 | 3 |
| Nurul fitriani | 2 | 3 | 3 | 2 | 2 | 3 | 3 | 2 | 3 |
| Ilham | 3 | 4 | 3 | 3 | 3 | 3 | 3 | 4 | 3 |
| Raihan | 3 | 4 | 4 | 3 | 4 | 3 | 3 | 3 | 3 |
| Kezia | 3 | 4 | 4 | 3 | 4 | 3 | 4 | 3 | 3 |
| Lula | 4 | 4 | 4 | 5 | 5 | 5 | 5 | 5 | 5 |
| Asriani | 2 | 2 | 2 | 3 | 3 | 3 | 3 | 3 | 3 |
| Ummul | 3 | 3 | 3 | 4 | 4 | 4 | 4 | 4 | 4 |
| Mudalifah | 3 | 2 | 3 | 3 | 3 | 4 | 3 | 2 | 4 |
| Jumlah | 54 | 63 | 60 | 69 | 67 | 70 | 74 | 67 | 71 |
| Rata-rata | 3.03 | | | 3.43 | | | 3.53 | | |

Keterangan :

1 : Sangat tidak suka

2 : Tidak suka

3 : Agak suka

4 : Suka

5 : Sangat Suka

Lampiran 1b. Pengujian Organoleptik Aroma

| Aroma | Perlakuan | | | | | | | | |
|----------------|-----------|----|----|------|----|----|------|----|----|
| | F1 | | | F2 | | | F3 | | |
| Panelis | U1 | U2 | U3 | U1 | U2 | U3 | U1 | U2 | U3 |
| Mega | 4 | 4 | 4 | 4 | 4 | 3 | 4 | 4 | 4 |
| Angga | 4 | 4 | 4 | 4 | 4 | 4 | 5 | 5 | 4 |
| Stevani | 3 | 4 | 3 | 4 | 4 | 4 | 4 | 4 | 4 |
| Andi tenri | 2 | 5 | 3 | 2 | 2 | 2 | 3 | 1 | 1 |
| Dinda hasibuan | 3 | 4 | 4 | 2 | 3 | 3 | 3 | 3 | 4 |
| Ayuni efani | 3 | 4 | 5 | 3 | 3 | 3 | 4 | 4 | 4 |
| Sulfi | 3 | 4 | 4 | 4 | 4 | 3 | 3 | 4 | 3 |
| Clara | 4 | 4 | 4 | 3 | 4 | 4 | 3 | 4 | 4 |
| Aura adha | 4 | 4 | 4 | 4 | 4 | 4 | 4 | 4 | 4 |
| Karina | 3 | 4 | 3 | 4 | 3 | 4 | 4 | 4 | 3 |
| Restu | 3 | 4 | 5 | 4 | 3 | 4 | 3 | 5 | 4 |
| Adisya | 4 | 4 | 4 | 3 | 4 | 3 | 4 | 3 | 4 |
| Nurul fitriani | 4 | 4 | 4 | 3 | 4 | 3 | 4 | 3 | 3 |
| Ilham | 4 | 4 | 3 | 2 | 3 | 3 | 3 | 3 | 4 |
| Raihan | 2 | 3 | 3 | 3 | 3 | 3 | 3 | 2 | 4 |
| Kezia | 3 | 4 | 4 | 3 | 4 | 3 | 4 | 4 | 4 |
| Lula | 5 | 5 | 4 | 5 | 5 | 5 | 5 | 5 | 5 |
| Asriani | 4 | 3 | 3 | 3 | 4 | 3 | 3 | 3 | 3 |
| Ummul | 4 | 4 | 4 | 3 | 3 | 3 | 4 | 4 | 4 |
| Mudalifah | 4 | 4 | 4 | 3 | 2 | 3 | 4 | 2 | 4 |
| Jumlah | 70 | 80 | 76 | 66 | 70 | 67 | 74 | 71 | 74 |
| Rata-rata | 3.77 | | | 3.38 | | | 3.65 | | |

Lampiran 1c. Pengujian Organoleptik Tekstur

| Tekstur | Perlakuan | | | | | | | | |
|----------------|-----------|----|----|-------|----|----|-------|----|----|
| | F1 | | | F2 | | | F3 | | |
| Panelis | U1 | U2 | U3 | U1 | U2 | U3 | U1 | U2 | U3 |
| Mega | 3 | 4 | 3 | 2 | 2 | 2 | 3 | 4 | 3 |
| Angga | 3 | 3 | 4 | 2 | 2 | 3 | 4 | 4 | 4 |
| Stevani | 4 | 4 | 4 | 5 | 5 | 4 | 5 | 5 | 5 |
| Andi tenri | 2 | 1 | 2 | 3 | 2 | 5 | 4 | 1 | 3 |
| Dinda hasibuan | 3 | 5 | 5 | 2 | 2 | 2 | 3 | 3 | 4 |
| Ayuni efani | 2 | 5 | 4 | 3 | 4 | 3 | 4 | 4 | 4 |
| Sulfi | 4 | 4 | 5 | 4 | 5 | 4 | 4 | 4 | 4 |
| Clara | 2 | 3 | 3 | 3 | 4 | 5 | 3 | 4 | 4 |
| Aura adha | 4 | 3 | 3 | 2 | 3 | 3 | 4 | 3 | 4 |
| Karina | 3 | 4 | 2 | 2 | 3 | 3 | 4 | 2 | 4 |
| Restu | 2 | 2 | 2 | 4 | 4 | 2 | 3 | 3 | 4 |
| Adisya | 3 | 2 | 2 | 4 | 4 | 4 | 4 | 3 | 4 |
| Nurul fitriani | 3 | 4 | 4 | 2 | 4 | 3 | 3 | 3 | 4 |
| Ilham | 3 | 4 | 3 | 2 | 2 | 3 | 3 | 4 | 4 |
| Raihan | 3 | 3 | 4 | 2 | 2 | 2 | 4 | 4 | 4 |
| Kezia | 4 | 3 | 4 | 3 | 4 | 3 | 4 | 4 | 3 |
| Lula | 4 | 5 | 4 | 4 | 3 | 3 | 2 | 5 | 4 |
| Asriani | 2 | 2 | 2 | 1 | 1 | 2 | 3 | 3 | 3 |
| Ummul | 3 | 3 | 3 | 3 | 3 | 3 | 4 | 4 | 4 |
| Mudalifah | 2 | 3 | 2 | 4 | 3 | 3 | 3 | 2 | 4 |
| Jumlah | 59 | 65 | 63 | 58 | 64 | 63 | 74 | 68 | 78 |
| Rata-rata | 62.33 | | | 61.67 | | | 73.33 | | |

Lampiran 1d. Pengujian Organoleptik Rasa

| Rasa | Perlakuan | | | | | | | | |
|----------------|-------------|-----------|-----------|-------------|-----------|-----------|-------------|-----------|-----------|
| | F1 | | | F2 | | | F3 | | |
| Panelis | U1 | U2 | U3 | U1 | U2 | U3 | U1 | U2 | U3 |
| Mega | 3 | 3 | 4 | 3 | 4 | 2 | 4 | 4 | 3 |
| Angga | 4 | 4 | 4 | 3 | 3 | 4 | 4 | 4 | 4 |
| Stevani | 4 | 4 | 4 | 4 | 4 | 5 | 4 | 5 | 5 |
| Andi tenri | 1 | 4 | 1 | 2 | 1 | 1 | 5 | 5 | 2 |
| Dinda hasibuan | 3 | 3 | 5 | 2 | 3 | 2 | 5 | 4 | 4 |
| Ayuni efani | 2 | 5 | 3 | 3 | 4 | 4 | 4 | 4 | 4 |
| Sulfi | 4 | 4 | 5 | 5 | 5 | 4 | 4 | 4 | 4 |
| Clara | 3 | 4 | 4 | 3 | 4 | 4 | 4 | 4 | 4 |
| Aura adha | 4 | 4 | 4 | 3 | 4 | 3 | 4 | 4 | 3 |
| Karina | 3 | 3 | 2 | 3 | 2 | 2 | 4 | 3 | 3 |
| Restu | 2 | 2 | 2 | 5 | 4 | 3 | 5 | 3 | 4 |
| Adisya | 3 | 4 | 2 | 2 | 3 | 3 | 3 | 2 | 2 |
| Nurul fitriani | 4 | 4 | 4 | 3 | 4 | 3 | 4 | 4 | 4 |
| Ilham | 2 | 4 | 3 | 2 | 2 | 2 | 3 | 3 | 3 |
| Raihan | 2 | 2 | 4 | 2 | 2 | 4 | 4 | 2 | 3 |
| Kezia | 4 | 4 | 4 | 3 | 4 | 3 | 4 | 3 | 3 |
| Lula | 3 | 3 | 4 | 4 | 5 | 4 | 4 | 5 | 4 |
| Asriani | 2 | 3 | 2 | 2 | 1 | 1 | 3 | 2 | 3 |
| Ummul | 3 | 3 | 3 | 3 | 3 | 3 | 4 | 4 | 4 |
| Mudalifah | 3 | 3 | 2 | 3 | 2 | 3 | 4 | 2 | 3 |
| Jumlah | 59 | 70 | 66 | 60 | 64 | 60 | 80 | 71 | 69 |
| Rata-rata | 3,25 | | | 3,07 | | | 3,67 | | |

Lampiran 3. Hasil Analisis Sidik Ragam Pengujian Organoleptik
 Lampiran 3a. Hasil Analisa Sidik Ragam Parameter Warna

ANOVA

Warna

| | Sum of Squares | Df | Mean Square | F | Sig. |
|----------------|----------------|----|-------------|--------|------|
| Between Groups | .420 | 2 | .210 | 13.263 | .006 |
| Within Groups | .095 | 6 | .016 | | |
| Total | .515 | 8 | | | |

Warna

Duncan^a

| Perlakuan | N | Subset for alpha = 0.05 | |
|-----------|---|-------------------------|--------|
| | | 1 | 2 |
| F1 | 3 | 3.0333 | |
| F2 | 3 | | 3.4333 |
| F3 | 3 | | 3.5333 |
| Sig. | | 1.000 | .368 |

Means for groups in homogeneous subsets are displayed.

a. Uses Harmonic Mean Sample Size = 3.000.

Lampiran 3b. Hasil Analisa Sidik Ragam Parameter Aroma

ANOVA

Aroma

| | Sum of Squares | Df | Mean Square | F | Sig. |
|----------------|----------------|----|-------------|-------|------|
| Between Groups | .232 | 2 | .116 | 4.255 | .071 |
| Within Groups | .163 | 6 | .027 | | |
| Total | .395 | 8 | | | |

Aroma

Duncan^a

| Perlakuan | N | Subset for alpha = 0.05 | |
|-----------|---|-------------------------|--------|
| | | 1 | 2 |
| F2 | 3 | 3.3833 | |
| F3 | 3 | 3.6500 | 3.6500 |
| F1 | 3 | | 3.7667 |
| Sig. | | .095 | .420 |

Means for groups in homogeneous subsets are displayed.

a. Uses Harmonic Mean Sample Size = 3.000.

Lampiran 3c. Hasil Analisa Sidik Ragam Parameter Tekstur

ANOVA

Tekstur

| | Sum of Squares | Df | Mean Square | F | Sig. |
|----------------|----------------|----|-------------|---------|------|
| Between Groups | .807 | 2 | .403 | 144.657 | .000 |
| Within Groups | .017 | 6 | .003 | | |
| Total | .824 | 8 | | | |

Tekstur

Duncan^a

| Perlakuan | N | Subset for alpha = 0.05 | | |
|-----------|---|-------------------------|--------|--------|
| | | 1 | 2 | 3 |
| F1 | 3 | 2.9433 | | |
| F2 | 3 | | 3.2000 | |
| F3 | 3 | | | 3.6667 |
| Sig. | | 1.000 | 1.000 | 1.000 |

Means for groups in homogeneous subsets are displayed.

a. Uses Harmonic Mean Sample Size = 3.000.

Lampiran 3d. Hasil Analisa Sidik Ragam Parameter Rasa

ANOVA

Rasa

| | Sum of Squares | Df | Mean Square | F | Sig. |
|----------------|----------------|----|-------------|-------|------|
| Between Groups | .567 | 2 | .284 | 4.816 | .057 |
| Within Groups | .353 | 6 | .059 | | |
| Total | .921 | 8 | | | |

Rasa

Duncan^a

| Perlakuan | N | Subset for alpha = 0.05 | |
|-----------|---|-------------------------|--------|
| | | 1 | 2 |
| F2 | 3 | 3.0667 | |
| F1 | 3 | 3.2500 | 3.2500 |
| F3 | 3 | | 3.6667 |
| Sig. | | .391 | .080 |

Means for groups in homogeneous subsets are displayed.

a. Uses Harmonic Mean Sample Size = 3.000.

Lampiran 4. Hasil Analisis Sidik Ragam Pengujian Kadar Air

ANOVA

KadarAir

| | Sum of Squares | Df | Mean Square | F | Sig. |
|----------------|----------------|----|-------------|-------|------|
| Between Groups | 7.687 | 2 | 3.843 | 5.954 | .038 |
| Within Groups | 3.873 | 6 | .646 | | |
| Total | 11.560 | 8 | | | |

KadarAir

Duncan^a

| Perlakuan | N | Subset for alpha = 0.05 | |
|-----------|---|-------------------------|---------|
| | | 1 | 2 |
| F3 | 3 | 37.1000 | |
| F2 | 3 | | 38.9333 |
| F1 | 3 | | 39.1667 |
| Sig. | | 1.000 | .734 |

Means for groups in homogeneous subsets are displayed.

a. Uses Harmonic Mean Sample Size = 3.000.

Lampiran 5. Hasil Analisis Sidik Ragam Pengujian Protein

ANOVA

protein

| | Sum of Squares | Df | Mean Square | F | Sig. |
|----------------|----------------|----|-------------|-----------|------|
| Between Groups | 1.162 | 2 | .581 | 1,584.273 | .000 |
| Within Groups | .002 | 6 | .000 | | |
| Total | 1.164 | 8 | | | |

Protein

Duncan^a

| Perlakuan | N | Subset for alpha = 0.05 | | |
|-----------|---|-------------------------|---------|---------|
| | | 1 | 2 | 3 |
| F3 | 3 | 11.5533 | | |
| F2 | 3 | | 11.8733 | |
| F1 | 3 | | | 12.4233 |
| Sig. | | 1.000 | 1.000 | 1.000 |

Means for groups in homogeneous subsets are displayed.

a. Uses Harmonic Mean Sample Size = 3.000.

Lampiran 6. Hasil Analisis Sidik Ragam Pengujian kadar lemak

ANOVA

Kadar lemak

| | Sum of Squares | Df | Mean Square | F | Sig. |
|----------------|----------------|----|-------------|-----------|------|
| Between Groups | .133 | 2 | .066 | 1,195.400 | .000 |
| Within Groups | .000 | 6 | .000 | | |
| Total | .133 | 8 | | | |

Kadar lemak

Duncan^a

| Perlakuan | N | Subset for alpha = 0.05 | | |
|-----------|---|-------------------------|-------|-------|
| | | 1 | 2 | 3 |
| F1 | 3 | .1367 | | |
| F2 | 3 | | .3267 | |
| F3 | 3 | | | .4300 |
| Sig. | | 1.000 | 1.000 | 1.000 |

Means for groups in homogeneous subsets are displayed.

a. Uses Harmonic Mean Sample Size = 3.000.

Lampiran 7. Hasil Analisis Sidik Ragam Pengujian serat kasar

ANOVA

Serat kasar

| | Sum of Squares | Df | Mean Square | F | Sig. |
|----------------|----------------|----|-------------|---------|------|
| Between Groups | .488 | 2 | .244 | 732.433 | .000 |
| Within Groups | .002 | 6 | .000 | | |
| Total | .490 | 8 | | | |

Serat kasar

Duncan^a

| Perlakuan | N | Subset for alpha = 0.05 | | |
|-----------|---|-------------------------|-------|-------|
| | | 1 | 2 | 3 |
| F3 | 3 | .4233 | | |
| F2 | 3 | | .6267 | |
| F1 | 3 | | | .9867 |
| Sig. | | 1.000 | 1.000 | 1.000 |

Means for groups in homogeneous subsets are displayed.

a. Uses Harmonic Mean Sample Size = 3.000.

Lampiran 8. Hasil Analisis Sidik Ragam Pengujian tekstur analyser

Tekstur analyser

| | Sum of Squares | Df | Mean Square | F | Sig. |
|----------------|----------------|----|-------------|--------|------|
| Between Groups | 1.698 | 2 | .849 | 50.767 | .000 |
| Within Groups | .100 | 6 | .017 | | |
| Total | 1.798 | 8 | | | |

Tekstur analyser

Duncan^a

| Perlakuan | N | Subset for alpha = 0.05 | |
|-----------|---|-------------------------|--------|
| | | 1 | 2 |
| F1 | 3 | 3.9867 | |
| F2 | 3 | 4.1533 | |
| F3 | 3 | | 4.9800 |
| Sig. | | .166 | 1.000 |

Lampiran 9. Hasil Analisis Sidik Ragam Pengujian daya serap minyak

Daya serap minyak

| | Sum of Squares | Df | Mean Square | F | Sig. |
|----------------|----------------|----|-------------|--------|------|
| Between Groups | 1.698 | 2 | .849 | 50.767 | .000 |
| Within Groups | .100 | 6 | .017 | | |
| Total | 1.798 | 8 | | | |

Daya serap minyak

Duncan^a

| Perlakuan | N | Subset for alpha = 0.05 | | |
|-----------|---|-------------------------|--------|--------|
| | | 1 | 2 | 3 |
| F1 | 3 | 1.0500 | | |
| F2 | 3 | | 1.2900 | |
| F3 | 3 | | | 1.5433 |
| Sig. | | 1.000 | 1.000 | 1.000 |

Means for groups in homogeneous subsets are displayed.

a. Uses Harmonic Mean Sample Size = 3.000.

Lampiran 10. Hasil Analisis Sidik Ragam Pengujian daya serap air

Daya serap air

| | Sum of Squares | Df | Mean Square | F | Sig. |
|----------------|----------------|----|-------------|--------|------|
| Between Groups | .100 | 2 | .050 | 72.403 | .000 |
| Within Groups | .004 | 6 | .001 | | |
| Total | .104 | 8 | | | |

Daya serap air

Duncan^a

| Perlakuan | N | Subset for alpha = 0.05 | | |
|-----------|---|-------------------------|--------|--------|
| | | 1 | 2 | |
| F1 | 3 | 9.5033 | | |
| F2 | 3 | | 9.6533 | |
| F3 | 3 | | | 9.7600 |
| Sig. | | 1.000 | 1.000 | 1.000 |

Means for groups in homogeneous subsets are displayed.

a. Uses Harmonic Mean Sample Size = 3.000.

Lampiran 11. Hasil Dokumentasi Kegiatan penelitian

Lampiran 11.a Pembuatan Tepung Kacang Gude



Lampiran 11.b Pembuatan daging analog



Lampiran 11.c Pengujian organoleptik



Lampiran 11.d Pengujian Karakteristik




Lampiran 11.e Pengujian kadar air




Lampiran 11.e Pengujian Protein



Lampiran 11.f Pengujian Kadar lemak





Lampiran 11.e Pengujian Serat Kasar



Lampiran 11.a Pengujian Tekstur Analyser



Lampiran 11.a Pengujian Daya serap Minyak



Lampiran 11.a Pengujian Daya serap Air

