

DAFTAR PUSTAKA

- Aak. 1990. *Budidaya Tanaman Padi*. Yogyakarta: Kanisius
- Ahmadpour, A., M. Javan-Nikkhah, M.R. Naghavi, F.P. Dehkaei. (2014). *Morphological and Phylogenetic Investigation of Bipolaris Obtained from Rice and Grass Weeds*.
<https://www.researchgate.net/publication/281347860>
- Amalia, M. M. Ernawati. Wijanarko, A. 2022. Implementasi Metode Naïve Bayes Dalam Sistem Pakar Diagnosis Hama dan Penyakit Pada Tanaman Hias *Aglaonema* sp. *Jurnal Rekursif*. 10(1). Hal: 23-39.
- Andoko, Agus. 2005. *Budidaya Padi Secara Organik*. Depok: Penerbit Swadaya
- Asper Brothers. (2023). *Image Recognition in Python Based On Machine Learning Example dan Explanation for Image Classification Model*.
<https://asperbrothers.com>
- Badan Pusat Statistik. 2023. *Luas Panen dan Produksi Padi di Indonesia 2023*. BPS jl. Dr. Sutomo 6-8 Jakarta
- Bui, T., Pham, T. H., Kawarazuka, N., Schreinemacher, P., Liu, Y. 2022. *Introducing an agricultural app to vegetable farmers: a pilot study in Lam Dong, Vietnam*. International Potato Center. 25 p. DOI: 10.4160/9789290606376
- Cappuccino, J.G. & Sherman, N. 1987. *Microbiology: A Laboratory Manual*. The Benjamin/Cummings Publishing Company, Inc. California
- Direktorat Jenderal Tanaman Pangan., 2018. *Gerakan Pengendalian Organisme Pengganggu Tumbuhan (OPT) Serealia*. Direktorat Perlindungan Tanaman Pangan, Direktorat Jenderal Tanaman Pangan.
- Drechsler, C. (1934). *Phytopathological and taxonomic aspects of Ophiobolus, Helminthosporium and a new genus, Cochliobolus*. *Phytopathology* 24: 953-985.
- ..., Rahayu Widyastuti, dan Gunawan Djajakirana. 2017. *Identifikasi Mikroba Tanah Pendegradasi Selulosa dan Rhizosfer *Aquilaria malaccensis**. Departemen Ilmu Tanah



dan Sumberdaya Lahan, Fakultas Pertanian IPB, Jl. Meranti Kampus IPB Darmaga Bogor.

Elazegui F., Islam Z. 2003. *Diagnosis of Common Diseases of Rice*. Los Banos: International Rice Research Institute

Ghose, R.L.M., Ghatge, M.B. and Subramanian, V. (1960). *Rice in India* (revised edn.), New Delhi, ICAR, 474 pp.

Gomes, J. F. S. and Leta, F. R. (2012). *Applications of Computer Vision Techniques in the Agriculture and Food Industry: A review*, European Food Research and Technology. 235(6). Hal: 989-1000.

Goto, I. (1958). *Studies on the Helminthosporium leaf blight of rice plants*. Bull. Yamagata Univ., Agric. Sci. 2: 237-388

Hasanah M.R., Imam Rosadi, Linda Oktavianingsih, Nur Indah Fitriani, Okta Fera, Rosita Addin, Cici Lis Qurrotun Ayuni, Muhammadiyah., 2023. *Analysis of Disease Severity on Citrus Leaves (Citrus spp.) Using Imagej and Plantix Software*. Jurnal Pendidikan Matematika dan IPA Vol. 14, No. 2 (2023) h. 77-187

Heong, K.L., and B Hardy. (2009). *Planthoppers: New Threats to the Sustainability of Intensive Rice Production System on Asia*. books.google.com

Hiremath, P.C. and Hegde, R.K. (1981). *Role of seed-borne infection of Drechslera oryzae on the seedling vigour of rice*. Seed Res. 9: 45-48.

Irawati, W. 2021. *Praktikum Pembuatan Medium Potatoes Dextroxe Agar*. <https://jurnal.unimor.ac.id>

IRRI. 2002. *Standard Evaluation System For Rice (Ses)*. Los Banos: International Rice Research Institute.

Ismail, M. Ayub. 2023. *Apa itu AI (Artificial Intelligence): Pengertian, Kelebihan dan Kekurangan*. Universitas STEKOM, <https://stekom.ac.id>

Shimizu, K. (1927). *Production of the ascigerous stage in culture of Helminthosporium oryzae*. Annals Phytopathol. Soc. Japan 2: 1-8.



Optimization Software:
www.balesio.com

- Khalili, E., Sadravi, M., Naeimi, S. and Khosravi, V. (2012). *Biological control of rice brown spot with native isolates of three Trichoderma species*. Braz. J. Microbiol. 43: 297-305
- Kothari, JD. (2018). *Plant Disease Identification Using Artificial Intelligence: Machine Learning Approach*. papers.ssrn.com
- Kothari, Jubin Dipakkumar., 2018. *Plant Disease Identification using Artificial Intelligence: Machine Learning Approach*. International Journal of Innovative Research in Science, Engineering and Technology (IJIRSET), Vol. 7, Issue 11
- Kulkarni, S., Ramakrishnan, K. and Hegde, R.K. (1979). *Interaction of sugars on the sporulation of Drechslera oryzae*. Intern. Rice Res. Newsl. 4: 16.
- Kulkarni, S., Ramakrishnan, K. and Hegde, R.K. 1980. *Incidence of brown leaf spot of rice caused by Drechslera oryzae (Breda de Haan) Subram. & Jain under different agroclimatic conditions of Karnataka*. Mysore J. Agri. Sci.14: 321-322.
- Kurniasih, dkk. 2008. Karakteristik Perakaran Tanaman Padi Sawah IR 64 (*Oryza sativa* L): Pada Umur Bibit dan Jarak Tanam yang Berbeda. Ilmu Pertanian Vol. 15 No.1,2008:15-25. Universitas Gajah Mada
- Las, I., B. Suprihatno, dan I.N. Widiarta. 2004. Perkembangan Varietas Perpadian Nasional. Inovasi Pertanian Tanaman Pangan. Puslitbang Tanaman Pangan. Bogor. Hal 1-25
- Le, James. (2018). *Computer Vision*. <https://www.linkedin.com>
- Leach, C.M. (1961). *The sporulation of Helminthosporium oryzae as affected by exposure to near ultraviolet radiation and dark periods*. Can. J. Bot. 39: 705-715.
- Loeika Sandra, 2020. Crop Modeling Rice Doctor. Program Studi Agroteknologi, Fakultas Pertanian, Universitas Andalas Padang.



- Manamgoda, D.S., Rosman, A.Y., Castlebury, L.A., Crous, P.W., Madrid, H., Chukeatirote, E., Hyde, K.D. 2014. *The Genus Bipolaris maydis*. *Studies in Mycology*. 79: 221-288.
- Maulana, M. 2023. *Komponen Machine Learning*. ITBOX by Course-Net Indonesia
- Melanson, R.A., Barphagha, I., Osti, S., Lelis, T.P., Karki, H.S., Chen, R., Shrestha, B.K. and Ham, J.H., 2017. *Identification of new regulatory genes involved in the pathogenic functions of the rice-pathogenic bacterium Burkholderia glumae*. *Microbiol*, 163(2),266-279.
- Melly Rya Hasanah, Imam Rosadi, Linda Oktavianingsih, Nur Indah Fitriani, Okta fera, Rosita Addin, Cici Lis Qurottum Ayuni, Muhammadiyah,.(2023). *Analysis Of Disease Severity On Citrus Leave (Citrus spp.) Using ImageJ and Plantix Software*. *Jurnal Pendidikan Matematika dan IPA*,<http://dx.doi.org/10.26418/jpmipa.v14i2.65294>
- Misra, A.P. and Mukherjee, A.K. (1962). *Effect of carbon and nitrogen nutrition on growth and sporulation of Helminthosporium oryzae Breda de Haan*. *Indian Phytopath*. 15: 211-215.
- Mukelar, A dan M.K Kardin. 1991. Pengendalian Penyakit Jamur p. 882-844. Dalam Soenarjo E, D. S. Damardjati, M. Syam (edx) Padi Buku 3. Badan Litbang Pertanian Puslibangtan, Bogor.
- Munoz RC., WG Valdes., MI Munoz. (2020). *"Kaalaman": Development of Farmer's Rice Doctor Kiosk for Increase Production*. iopsience.iop.org
- Nakamura, M. and Oku, H. (1960). *Detection of ophiobolin in the diseased rice leaves and its toxicity against higher plants*. *Report Takamine Lab*. 12: 266-271.
- Norjamilah., Mariana., Ismed SB. 2021. Ketahanan Penyakit Bercak Coklat (Helminthosporium sp.) pada Padi Beras Merah, Padi Beras Hitam, dan Unggul Ciherang. Prodi Proteksi Tanaman Jurusan Staf Pertanian ULM. ISSN: 2685-8193
- Rice Diseases* 2nd edn. CMI, Kew, England, 370 pp.



Paul, M. L., Mazumdar, D., Niyogi, A., Baranwal, A. K. (2013). *Comparative evaluation of the efficacy of different irrigants including MTAD under SEM*. J Conserv Dent, 16: 336-41

Phadikar, S., and J Sill. (2008). *Rice Disease Identification Using Pattern Recognition Techniques*. International Conference. ieeexplore.ieee.org

Prastio., Rahmat Agus., Isnawati, dan Dwi Anggorowati Rahayu. 2022. Isolasi, Karakterisasi, dan Identifikasi Bakteri Patogen pada Tumbuhan Kantong Semar (*Nepenthes gracilis*). Jurusan Biologi, Fakultas Matematika dan Ilmu Pengetahuan Alam, Universitas Negeri Surabaya. P-ISSN 2252-3979 e-ISSN 2685-7871.

Purwono d Purnamawati, 2007

Raj K., Gautam, Pankaj K.S., Sakthivel K., Srikumar M., Kumar N., Kumar K, Singh A.K., Roy S.D. 2014. *Analysis of Pathogenic Diversity of the Rice Bacterial Blight Pathogen (*Xanthomonas oryzae* pv. *oryzae*) in the Andaman Islands and Identification of Effective Resistance Genes*. J 163(6) 423-432.

Ramakrishnan, G. and Subramanian, C.L. (1977). *Studies on helminthosporiose of rice: Involvement of different species in disease development*. Madras Agric. J. 64: 60-61.

Ranganathaiah, K.G. (1985). *Incidence of grain discolouration of paddy in Karnataka*. Madras Agric. J. 72: 468-469.

Raveloson H. , Ramonta R.I., Tharreau D., Sester M. 2018. *Long-term survival of blast pathogen in infected rice residues as major source of primary inoculum in high altitude upland ecology*. Plant Pathol. (2018) 67, 610–618.

Rupavatharam, S and Kennepohl A. (2018). *Automate Plant Disease Diagnosis Using Innovative Android App (Plantix) for Farmers in Indian State of Andhra Pradesh*. International Crop Research Institute, Boston USA.

www.researchgate.net

anta D.K., Bhoi T.K., and Pradhan A.K. (2023). *Plantix app: s story of artificial intelligence in plant protection*. ICFRE-Forest Research Institute (Indian Council of Forestry and Education) Ministry of Environment, Forests and



Climate Change (MoEFCC) PO RFRC, Mandla Road, Jabalpur – 482021, India

Semangun, H. 1991. *Penyakit-Penyakit Tanaman Pangan di Indonesia*. Gadjah Mada University Press. Yogyakarta

Shoemaker, R.A. (1959). *Nomenclature of Drechslera and Bipolaris, grass parasites segregated from 'Helminthosporium'*. Canadian J. Bot. 37: 879-887.

Siddiqua, A., Kabir, M.A., Ferdous, T., Ali, I.B., Weston, L.A. 2022. *Evaluating Plant Disease Detection Mobile Applications: Quality and Limitations*. Agronomy (2022) 12, 1869. <https://doi.org/10.3390/agronomy12081869>

Subramanian, C.V. and Jain, B.L. (1966). *A revision of some graminicolous Helminthosporia*. Curr. Sci. 35: 352-355

Surowinoto, S. 1982. *Budidaya Tanaman Padi*. Bogor: Institut Pertanian Bogor

Tec-iT. (2023). *TEC-IT News: Barcodes, Labeling, Data Acquisition*. T.Barcode, <https://www.tec-it.com>

Terashima, N., Hamasaki, T. and Hatuda, Y. (1962). *Studies on the metabolic products of Cochliobolus miyabeanus. I. Isolation of ergosterol of the mycelia*. Trans. Tottori Soc. Agric. Sci. 14: 69-70.

Tsuda, M. (2000). *Taxonomic studies on graminicolous Helminthosporium species*. Nippon Kingakukai Kaiho 41: 105-118.

Uda, M.N.A., Gopinath, S.C., Hasfalina, C.M., Faridah, S., Bunawan, S.N., Sabrina, W.N., Parmin, N.A., Hashim, U., Uda, M.A. and Mazidah, M., 2018. *Production and purification of antibody by immunizing rabbit with rice tungro bacilliform and rice tungro spherical viruses*. Process Biochemistry, 68, 37-42.

Ueyama, A., Tsuda, M. and Akai, S. (1973). *Formation of perfect state in culture of Helminthosporium sp. inhabiting on glumes of rice plants (by note)*. Trans. Mycol. Soc. Japan 14: 337-338.

Borromeo, E.S. and Mew, T.W. (1986). *Host specific toxin by Helminthosporium oryzae*. Phytopathology 76: 261-266.



- Vidhyasekaran, P., Borromeo, E.S. and Mew, T.W. (1992). *Helminthosporium oryzae* toxin suppresses phenol metabolism in rice plants and aids pathogen colonization. *Physiol. Mol. Pl. Pathol.* 41: 307-315.
- Vinay Kumari, Jariwala, S. and Rai, B. (1997). *Effect of physicochemical factors on growth of Drechslera oryzae*. *J. Mycopathol. Res.* 35: 131-136.
- Wan, P. et al. (2018). *A methodology for Fresh Tomato Maturity Detection Using Computer Vision*. *Computers and Electronics in Agriculture*. Elsevier. Hal: 43-50.
- Watanabe, T. 2002. *Pictorial Atlas of Soil and Seed Fungi: Morphologies of Cultured Fungi and Key to Species*, Second Edition. CRC Press
- Yasar, Kinza. (2023). *Image Recognition*. <https://www.techtarget.com>
- Yoshida, S. (1981) *Fundamental of Rice Crop Science*. International Rice Research Institute, Los Baños, Laguna, Philippines, 269.
- Zapata, T., Valcarce G.Z., and Ansa A. (2003). *The Agrico Fold and Thrust Belt: Structural Analysis And Its Relationship With The Petroleum System Baca Muerta-Agrico- Troncoso Inferior(!)* Argentina. DOI:10.3997/2214-4609-pdb.33.Paper.20, <https://www.researchgate.net>



DAFTAR LAMPIRAN

Lampiran 1. Data Tambahan Penelitian

NO	DATA TAMBAHAN PENELITIAN		KETERANGAN
1.	Land area (m ²)	2000 m ²	-
2.	Varietas	Inpari 42	-
3.	Pupuk	10 kg Urea + 1/2 ltr Putanik	4 kali pemupukan selama masa tanam
4.	Pestisida	Petrokum 0,005 BB 1 Potong	1 kali diaplikasikan
5.	Total Produksi	1.100 kg	-
6.	GPS	5.161200, 120.227824	BLOK 1
		5.161294, 120.227930	BLOK 2
		5.161205, 120.227945	BLOK 3
		5.161338, 120.227987	BLOK 4
		5.162040, 120.228090	BLOK 5

Lampiran 2. Data Mentah Pada Pengamatan Pertama (42 HST)

SAMPEL	DATE	HST	n (daun terinfeksi)	N(daun dlm rmpn)	SUHU	KELEMBABAN
Blok1_Rpn1	23 Januari 2023	42	5	21	23	86
	23 Januari 2023	42	4	31	23	86
	23 Januari 2023	42	6	30	25	84
	23 Januari 2023	42	9	23	25	84
	23 Januari 2023	42	8	25	25	84
	23 Januari 2023	42	3	18	25	84
	23 Januari 2023	42	5	21	25	83



SAMPEL	DATE	HST	n (daun terinfeksi)	N(daun dlm rmpn)	SUHU	KELEMBABAN
Blok1_Rpn8	23 Januari 2023	42	11	35	25	83
Blok1_Rpn9	23 Januari 2023	42	4	23	25	83
Blok1_Rpn10	23 Januari 2023	42	3	18	25	84
Blok2_Rpn1	23 Januari 2023	42	4	31	22	92
Blok2_Rpn2	23 Januari 2023	42	7	28	22	92
Blok2_Rpn3	23 Januari 2023	42	16	39	23	90
Blok2_Rpn4	23 Januari 2023	42	8	29	23	90
Blok2_Rpn5	23 Januari 2023	42	6	37	24	85
Blok2_Rpn6	23 Januari 2023	42	10	17	24	85
Blok2_Rpn7	23 Januari 2023	42	5	37	25	84
Blok2_Rpn8	23 Januari 2023	42	8	26	24	85
Blok2_Rpn9	23 Januari 2023	42	6	29	24	85
Blok2_Rpn10	23 Januari 2023	42	7	35	23	86
Blok3_Rpn1	23 Januari 2023	42	5	31	25	80
Blok3_Rpn2	23 Januari 2023	42	6	22	27	76
Blok3_Rpn3	23 Januari 2023	42	4	15	26	83
Blok3_Rpn4	23 Januari 2023	42	6	29	25	85
	23 Januari 2023	42	6	46	23	85
	23 Januari 2023	42	7	27	25	78
	23 Januari 2023	42	10	46	26	74
	23 Januari 2023	42	9	44	26	74
	23 Januari 2023	42	14	40	26	74
	23 Januari 2023	42	10	55	28	70



SAMPEL	DATE	HST	n (daun terinfeksi)	N(daun dlm rmpn)	SUHU	KELEMBABAN
Blok4_Rpn1	23 Januari 2023	42	12	56	27	78
Blok4_Rpn2	23 Januari 2023	42	6	41	27	78
Blok4_Rpn3	23 Januari 2023	42	4	51	26	83
Blok4_Rpn4	23 Januari 2023	42	9	60	23	85
Blok4_Rpn5	23 Januari 2023	42	3	46	25	79
Blok4_Rpn6	23 Januari 2023	42	6	47	24	82
Blok4_Rpn7	23 Januari 2023	42	10	52	24	82
Blok4_Rpn8	23 Januari 2023	42	5	19	25	79
Blok4_Rpn9	23 Januari 2023	42	6	14	25	78
Blok4_Rpn10	23 Januari 2023	42	7	22	24	82
Blok5_Rpn1	23 Januari 2023	42	5	31	28	67
Blok5_Rpn2	23 Januari 2023	42	17	65	28	67
Blok5_Rpn3	23 Januari 2023	42	7	26	27	73
Blok5_Rpn4	23 Januari 2023	42	6	32	27	73
Blok5_Rpn5	23 Januari 2023	42	9	63	26	80
Blok5_Rpn6	23 Januari 2023	42	7	23	25	83
Blok5_Rpn7	23 Januari 2023	42	14	61	26	75
	23 Januari 2023	42	13	59	27	83
	23 Januari 2023	42	18	68	27	83
	23 Januari 2023	42	9	38	27	78
RATA-RATA					25	81



Lampiran 3. Data Mentah Pada Pengamatan Kedua (56 HST)

SAMPEL	DATE	HST	n (daun terinfeksi)	N(daun dlm rmpn)	SUHU	KELEMBABAN
Blok1_Rpn1	6 Februari 2023	56	21	50	23	88
Blok1_Rpn2	6 Februari 2023	56	26	70	23	88
Blok1_Rpn3	6 Februari 2023	56	35	73	25	82
Blok1_Rpn4	6 Februari 2023	56	28	59	25	82
Blok1_Rpn5	6 Februari 2023	56	18	75	25	81
Blok1_Rpn6	6 Februari 2023	56	20	72	25	81
Blok1_Rpn7	6 Februari 2023	56	15	45	23	88
Blok1_Rpn8	6 Februari 2023	56	21	70	25	82
Blok1_Rpn9	6 Februari 2023	56	26	87	25	82
Blok1_Rpn10	6 Februari 2023	56	18	50	25	81
Blok2_Rpn1	6 Februari 2023	56	13	62	25	81
Blok2_Rpn2	6 Februari 2023	56	23	62	27	74
Blok2_Rpn3	6 Februari 2023	56	16	63	27	74
Blok2_Rpn4	6 Februari 2023	56	11	55	27	74
Blok2_Rpn5	6 Februari 2023	56	12	70	23	88
Blok2_Rpn6	6 Februari 2023	56	11	36	23	88
	6 Februari 2023	56	20	70	24	80
	6 Februari 2023	56	18	58	24	80
	6 Februari 2023	56	13	51	26	75
	6 Februari 2023	56	18	64	26	75
	6 Februari 2023	56	19	64	26	75
	6 Februari 2023	56	23	81	26	75



SAMPEL	DATE	HST	n (daun terinfeksi)	N(daun dlm rmpn)	SUHU	KELEMBABAN
Blok3_Rpn3	6 Februari 2023	56	12	31	26	75
Blok3_Rpn4	6 Februari 2023	56	39	90	27	80
Blok3_Rpn5	6 Februari 2023	56	41	96	26	83
Blok3_Rpn6	6 Februari 2023	56	34	83	25	87
Blok3_Rpn7	6 Februari 2023	56	24	74	25	87
Blok3_Rpn8	6 Februari 2023	56	34	67	25	87
Blok3_Rpn9	6 Februari 2023	56	27	75	25	87
Blok3_Rpn10	6 Februari 2023	56	50	94	25	87
Blok4_Rpn1	6 Februari 2023	56	29	63	23	94
Blok4_Rpn2	6 Februari 2023	56	46	67	23	94
Blok4_Rpn3	6 Februari 2023	56	38	72	24	92
Blok4_Rpn4	6 Februari 2023	56	32	92	24	92
Blok4_Rpn5	6 Februari 2023	56	18	68	24	92
Blok4_Rpn6	6 Februari 2023	56	22	67	24	90
Blok4_Rpn7	6 Februari 2023	56	25	75	26	85
Blok4_Rpn8	6 Februari 2023	56	16	27	25	88
Blok4_Rpn9	6 Februari 2023	56	18	42	25	88
	6 Februari 2023	56	19	51	25	88
	6 Februari 2023	56	15	39	25	88
	6 Februari 2023	56	39	76	24	90
	6 Februari 2023	56	16	43	24	90
	6 Februari 2023	56	18	39	24	90
	6 Februari 2023	56	32	84	24	90



SAMPEL	DATE	HST	n (daun terinfeksi)	N(daun dlm rmpn)	SUHU	KELEMBABAN
Blok5_Rpn6	6 Februari 2023	56	17	30	24	90
Blok5_Rpn7	6 Februari 2023	56	27	96	24	90
Blok5_Rpn8	6 Februari 2023	56	42	90	24	90
Blok5_Rpn9	6 Februari 2023	56	43	82	24	90
Blok5_Rpn10	6 Februari 2023	56	18	51	24	90
RATA-RATA					25	85

Lampiran 4. Data Mentah Pada Pengamatan Ketiga (70 HST)

SAMPEL	DATE	HST	n (daun terinfeksi)	N(daun dlm rmpn)	SUHU	KELEMBABAN
Blok1_Rpn1	20 Februari 2023	70	36	63	25	79
Blok1_Rpn2	20 Februari 2023	70	34	70	25	79
Blok1_Rpn3	20 Februari 2023	70	50	80	25	79
Blok1_Rpn4	20 Februari 2023	70	36	73	25	79
Blok1_Rpn5	20 Februari 2023	70	32	75	27	75
Blok1_Rpn6	20 Februari 2023	70	34	79	27	75
Blok1_Rpn7	20 Februari 2023	70	20	46	28	74
	20 Februari 2023	70	30	74	28	74
	20 Februari 2023	70	32	91	28	74
	20 Februari 2023	70	25	55	28	74
	20 Februari 2023	70	27	69	27	78
	20 Februari 2023	70	28	67	27	78
	20 Februari 2023	70	15	41	27	78



SAMPEL	DATE	HST	n (daun terinfeksi)	N(daun dlm rmpn)	SUHU	KELEMBABAN
Blok2_Rpn4	20 Februari 2023	70	26	64	27	78
Blok2_Rpn5	20 Februari 2023	70	27	74	27	78
Blok2_Rpn6	20 Februari 2023	70	15	39	23	85
Blok2_Rpn7	20 Februari 2023	70	22	72	23	85
Blok2_Rpn8	20 Februari 2023	70	22	54	25	77
Blok2_Rpn9	20 Februari 2023	70	20	46	25	77
Blok2_Rpn10	20 Februari 2023	70	22	74	25	78
Blok3_Rpn1	20 Februari 2023	70	25	68	28	76
Blok3_Rpn2	20 Februari 2023	70	33	82	28	76
Blok3_Rpn3	20 Februari 2023	70	17	33	28	76
Blok3_Rpn4	20 Februari 2023	70	18	34	28	76
Blok3_Rpn5	20 Februari 2023	70	35	73	27	79
Blok3_Rpn6	20 Februari 2023	70	25	49	27	79
Blok3_Rpn7	20 Februari 2023	70	33	73	27	79
Blok3_Rpn8	20 Februari 2023	70	46	63	27	79
Blok3_Rpn9	20 Februari 2023	70	46	73	27	79
Blok3_Rpn10	20 Februari 2023	70	34	61	27	79
	20 Februari 2023	70	18	38	24	89
	20 Februari 2023	70	27	50	25	83
	20 Februari 2023	70	25	43	25	83
	20 Februari 2023	70	32	65	25	83
	20 Februari 2023	70	19	35	25	83
	20 Februari 2023	70	31	55	25	83



SAMPEL	DATE	HST	n (daun terinfeksi)	N(daun dlm rmpn)	SUHU	KELEMBABAN
Blok4_Rpn7	20 Februari 2023	70	21	53	25	83
Blok4_Rpn8	20 Februari 2023	70	14	20	27	78
Blok4_Rpn9	20 Februari 2023	70	21	38	28	74
Blok4_Rpn10	20 Februari 2023	70	21	33	28	74
Blok5_Rpn1	20 Februari 2023	70	14	27	28	74
Blok5_Rpn2	20 Februari 2023	70	22	45	28	77
Blok5_Rpn3	20 Februari 2023	70	15	23	28	77
Blok5_Rpn4	20 Februari 2023	70	18	32	28	77
Blok5_Rpn5	20 Februari 2023	70	22	39	28	77
Blok5_Rpn6	20 Februari 2023	70	15	25	27	82
Blok5_Rpn7	20 Februari 2023	70	18	36	27	82
Blok5_Rpn8	20 Februari 2023	70	30	58	27	82
Blok5_Rpn9	20 Februari 2023	70	36	44	27	82
Blok5_Rpn10	20 Februari 2023	70	21	35	27	82
RATA-RATA					27	79

Lampiran 5. Data Mentah Pada Pengamatan Keempat (84 HST)

DATE	HST	n (daun terinfeksi)	N(daun dlm rmpn)	SUHU	KELEMBABAN
ret 2023	84	39	56	24	90
ret 2023	84	36	61	24	90
ret 2023	84	58	74	24	90
ret 2023	84	32	64	25	85



SAMPEL	DATE	HST	n (daun terinfeksi)	N(daun dlm rmpn)	SUHU	KELEMBABAN
Blok1_Rpn5	6 Maret 2023	84	44	59	25	85
Blok1_Rpn6	6 Maret 2023	84	47	72	25	85
Blok1_Rpn7	6 Maret 2023	84	32	40	25	85
Blok1_Rpn8	6 Maret 2023	84	28	43	25	85
Blok1_Rpn9	6 Maret 2023	84	56	82	25	85
Blok1_Rpn10	6 Maret 2023	84	39	52	25	85
Blok2_Rpn1	6 Maret 2023	84	30	47	25	85
Blok2_Rpn2	6 Maret 2023	84	40	54	27	81
Blok2_Rpn3	6 Maret 2023	84	24	38	27	81
Blok2_Rpn4	6 Maret 2023	84	33	56	27	81
Blok2_Rpn5	6 Maret 2023	84	36	60	27	81
Blok2_Rpn6	6 Maret 2023	84	15	29	27	81
Blok2_Rpn7	6 Maret 2023	84	34	63	27	81
Blok2_Rpn8	6 Maret 2023	84	27	50	27	81
Blok2_Rpn9	6 Maret 2023	84	30	39	28	75
Blok2_Rpn10	6 Maret 2023	84	38	63	28	75
Blok3_Rpn1	6 Maret 2023	84	37	61	28	75
	ret 2023	84	45	76	27	80
	ret 2023	84	15	24	27	80
	ret 2023	84	17	25	27	80
	ret 2023	84	48	60	27	80
	ret 2023	84	32	41	28	79
	ret 2023	84	38	56	28	79



SAMPEL	DATE	HST	n (daun terinfeksi)	N(daun dlm rmpn)	SUHU	KELEMBABAN
Blok3_Rpn8	6 Maret 2023	84	42	55	26	78
Blok3_Rpn9	6 Maret 2023	84	46	62	26	78
Blok3_Rpn10	6 Maret 2023	84	40	55	28	69
Blok4_Rpn1	6 Maret 2023	84	22	29	28	69
Blok4_Rpn2	6 Maret 2023	84	36	47	28	69
Blok4_Rpn3	6 Maret 2023	84	24	51	28	69
Blok4_Rpn4	6 Maret 2023	84	35	54	28	69
Blok4_Rpn5	6 Maret 2023	84	18	33	28	73
Blok4_Rpn6	6 Maret 2023	84	21	41	28	73
Blok4_Rpn7	6 Maret 2023	84	29	47	28	73
Blok4_Rpn8	6 Maret 2023	84	13	18	27	78
Blok4_Rpn9	6 Maret 2023	84	13	17	27	78
Blok4_Rpn10	6 Maret 2023	84	17	27	27	78
Blok5_Rpn1	6 Maret 2023	84	10	20	23	89
Blok5_Rpn2	6 Maret 2023	84	25	39	23	89
Blok5_Rpn3	6 Maret 2023	84	13	15	25	81
Blok5_Rpn4	6 Maret 2023	84	19	29	25	81
	ret 2023	84	21	30	25	81
	ret 2023	84	17	19	25	81
	ret 2023	84	20	30	25	81
	ret 2023	84	31	45	27	73
	ret 2023	84	32	39	24	88
	ret 2023	84	20	29	24	88



SAMPEL	DATE	HST	n (daun terinfeksi)	N(daun dlm rmpn)	SUHU	KELEMBABAN
RATA-RATA					26	80

Lampiran 6. Perhitungan Intensitas Serangan Bercak Cokelat Padi Pengamatan

SAMPEL	42 HST			56 HST			70 HST			84 HST		
	n	N	IS	n	N	IS	n	N	IS	n	N	IS
Blok1_Rpn1	5	21	24	21	50	42	36	63	57	39	56	70
Blok1_Rpn2	4	31	13	26	70	37	34	70	49	36	61	59
Blok1_Rpn3	6	30	20	35	73	48	50	80	63	58	74	78
Blok1_Rpn4	9	23	39	28	59	47	36	73	49	32	64	50
Blok1_Rpn5	8	25	32	18	75	24	32	75	43	44	59	75
Blok1_Rpn6	3	18	17	20	72	28	34	79	43	47	72	65
Blok1_Rpn7	5	21	24	15	45	33	20	46	43	32	40	80
Blok1_Rpn8	11	35	31	21	70	30	30	74	41	28	43	65
Blok1_Rpn9	4	23	17	26	87	30	32	91	35	56	82	68
Blok1_Rpn10	3	18	17	18	50	36	25	55	45	39	52	75
Blok2_Rpn1	4	31	13	13	62	21	27	69	39	30	47	64
Blok2_Rpn2	7	28	25	23	62	37	28	67	42	40	54	74
	39	41	16	63	25	15	41	37	24	38	63	
	29	28	11	55	20	26	64	41	33	56	59	
	37	16	12	70	17	27	74	36	36	60	60	
	17	59	11	36	31	15	39	38	15	29	52	
	37	14	20	70	29	22	72	31	34	63	54	
	26	31	18	58	31	22	54	41	27	50	54	



Blok2_Rpn9	6	29	21	13	51	25	20	46	43	30	39	77
Blok2_Rpn10	7	35	20	18	64	28	22	74	30	38	63	60
Blok3_Rpn1	5	31	16	19	64	30	25	68	37	37	61	61
Blok3_Rpn2	6	22	27	23	81	28	33	82	40	45	76	59
Blok3_Rpn3	4	15	27	12	31	39	17	33	52	15	24	63
Blok3_Rpn4	6	29	21	39	90	43	18	34	53	17	25	68
Blok3_Rpn5	6	46	13	41	96	43	35	73	48	48	60	80
Blok3_Rpn6	7	27	26	34	83	41	25	49	51	32	41	78
Blok3_Rpn7	10	46	22	24	74	32	33	73	45	38	56	68
Blok3_Rpn8	9	44	20	34	67	51	46	63	73	42	55	76
Blok3_Rpn9	14	40	35	27	75	36	46	73	63	46	62	74
Blok3_Rpn10	10	55	18	50	94	53	34	61	56	40	55	73
Blok4_Rpn1	12	56	21	29	63	46	18	38	47	22	29	76
Blok4_Rpn2	6	41	15	46	67	69	27	50	54	36	47	77
Blok4_Rpn3	4	51	8	38	72	53	25	43	58	24	51	47
Blok4_Rpn4	9	60	15	32	92	35	32	65	49	35	54	65
Blok4_Rpn5	3	46	7	18	68	26	19	35	54	18	33	55
Blok4_Rpn6	6	47	13	22	67	33	31	55	56	21	41	51
Blok4_Rpn7	10	52	19	25	75	33	21	53	40	29	47	62
	19	26	16	27	59	14	20	70	13	18	72	
	14	43	18	42	43	21	38	55	13	17	76	
	22	32	19	51	37	21	33	64	17	27	63	
	31	16	15	39	38	14	27	52	10	20	50	
	65	26	39	76	51	22	45	49	25	39	64	
	26	27	16	43	37	15	23	65	13	15	87	



Blok5_Rpn4	6	32	19	18	39	46	18	32	56	19	29	66
Blok5_Rpn5	9	63	14	32	84	38	22	39	56	21	30	70
Blok5_Rpn6	7	23	30	17	30	57	15	25	60	17	19	89
Blok5_Rpn7	14	61	23	27	96	28	18	36	50	20	30	67
Blok5_Rpn8	13	59	22	42	90	47	30	58	52	31	45	69
Blok5_Rpn9	18	68	26	43	82	52	36	44	82	32	39	82
Blok5_Rpn10	9	38	24	18	51	35	21	35	60	20	29	69
RATA-RATA	23		38		50			67				

Lampiran 7. Perhitungan Keparahan Penyakit Bercak Cokelat Padi Pengamatan I dan II (42 dan 56 HST)

SAMPEL	n	v	N	Z	KP	SAMPEL	n	v	N	Z	KP
Blok1_Rpn1	5	1	21	9	3	Blok1_Rpn1	21	1	50	9	5
Blok1_Rpn2	4	1	31	9	1	Blok1_Rpn2	26	2	70	9	8
Blok1_Rpn3	6	1	30	9	2	Blok1_Rpn3	35	1	73	9	5
Blok1_Rpn4	9	2	23	9	9	Blok1_Rpn4	28	2	59	9	11
Blok1_Rpn5	8	2	25	9	7	Blok1_Rpn5	18	3	75	9	8
Blok1_Rpn6	3	1	18	9	2	Blok1_Rpn6	20	1	72	9	3
Blok1_Rpn7	5	1	21	9	3	Blok1_Rpn7	15	2	45	9	7
Blok1_Rpn8	11	2	35	9	7	Blok1_Rpn8	21	3	70	9	10
		1	23	9	2	Blok1_Rpn9	26	1	87	9	3
		1	18	9	2	Blok1_Rpn10	18	2	50	9	8
		1	31	9	1	Blok2_Rpn1	13	1	62	9	2
		1	28	9	3	Blok2_Rpn2	23	2	62	9	8
		1	39	9	5	Blok2_Rpn3	16	2	63	9	6
		1	29	9	3	Blok2_Rpn4	11	2	55	9	4



SAMPEL	n	v	N	Z	KP	SAMPEL	n	v	N	Z	KP
Blok2_Rpn5	6	1	37	9	2	Blok2_Rpn5	12	2	70	9	4
Blok2_Rpn6	10	1	17	9	7	Blok2_Rpn6	11	2	36	9	7
Blok2_Rpn7	5	1	37	9	2	Blok2_Rpn7	20	1	70	9	3
Blok2_Rpn8	8	2	26	9	7	Blok2_Rpn8	18	2	58	9	7
Blok2_Rpn9	6	1	29	9	2	Blok2_Rpn9	13	1	51	9	3
Blok2_Rpn10	7	2	35	9	4	Blok2_Rpn10	18	2	64	9	6
Blok3_Rpn1	5	1	31	9	2	Blok3_Rpn1	19	1	64	9	3
Blok3_Rpn2	6	1	22	9	3	Blok3_Rpn2	23	1	81	9	3
Blok3_Rpn3	4	1	15	9	3	Blok3_Rpn3	12	1	31	9	4
Blok3_Rpn4	6	1	29	9	2	Blok3_Rpn4	39	1	90	9	5
Blok3_Rpn5	6	2	46	9	3	Blok3_Rpn5	41	2	96	9	9
Blok3_Rpn6	7	2	27	9	6	Blok3_Rpn6	34	2	83	9	9
Blok3_Rpn7	10	2	46	9	5	Blok3_Rpn7	24	2	74	9	7
Blok3_Rpn8	9	2	44	9	5	Blok3_Rpn8	34	1	67	9	6
Blok3_Rpn9	14	1	40	9	4	Blok3_Rpn9	27	2	75	9	8
Blok3_Rpn10	10	2	55	9	4	Blok3_Rpn10	50	1	94	9	6
Blok4_Rpn1	12	2	56	9	5	Blok4_Rpn1	29	1	63	9	5
Blok4_Rpn2	6	2	41	9	3	Blok4_Rpn2	46	1	67	9	8
		2	51	9	2	Blok4_Rpn3	38	1	72	9	6
		1	60	9	2	Blok4_Rpn4	32	1	92	9	4
		1	46	9	1	Blok4_Rpn5	18	1	68	9	3
		2	47	9	3	Blok4_Rpn6	22	2	67	9	7
		2	52	9	4	Blok4_Rpn7	25	2	75	9	7
		1	19	9	3	Blok4_Rpn8	16	1	27	9	7



SAMPEL	n	v	N	Z	KP	SAMPEL	n	v	N	Z	KP
Blok4_Rpn9	6	1	14	9	5	Blok4_Rpn9	18	2	42	9	10
Blok4_Rpn10	7	1	22	9	4	Blok4_Rpn10	19	1	51	9	4
Blok5_Rpn1	5	1	31	9	2	Blok5_Rpn1	15	1	39	9	4
Blok5_Rpn2	17	2	65	9	6	Blok5_Rpn2	39	2	76	9	11
Blok5_Rpn3	7	1	26	9	3	Blok5_Rpn3	16	1	43	9	4
Blok5_Rpn4	6	1	32	9	2	Blok5_Rpn4	18	1	39	9	5
Blok5_Rpn5	9	2	63	9	3	Blok5_Rpn5	32	2	84	9	8
Blok5_Rpn6	7	2	23	9	7	Blok5_Rpn6	17	2	30	9	13
Blok5_Rpn7	14	2	61	9	5	Blok5_Rpn7	27	2	96	9	6
Blok5_Rpn8	13	2	59	9	5	Blok5_Rpn8	42	1	90	9	5
Blok5_Rpn9	18	2	68	9	6	Blok5_Rpn9	43	2	82	9	12
Blok5_Rpn10	9	1	38	9	3	Blok5_Rpn10	18	1	51	9	4
RATA-RATA					4	RATA-RATA					6

Lampiran 8. Perhitungan Keparahan Penyakit Bercak Cokelat Padi Pengamatan III dan IV (70 dan 84 HST)

SAMPEL	n	v	N	Z	KP	SAMPEL	n	v	N	Z	KP
Blok1_Rpn1	36	1	63	9	6	Blok1_Rpn1	39	2	56	9	15
Blok1_Rpn2	34	2	70	9	11	Blok1_Rpn2	36	2	61	9	13
	0	2	80	9	14	Blok1_Rpn3	58	2	74	9	17
	6	2	73	9	11	Blok1_Rpn4	32	3	64	9	17
	2	3	75	9	14	Blok1_Rpn5	44	2	59	9	17
	4	2	79	9	10	Blok1_Rpn6	47	2	72	9	15
	0	2	46	9	10	Blok1_Rpn7	32	2	40	9	18
	0	3	74	9	14	Blok1_Rpn8	28	2	43	9	14



SAMPEL	n	v	N	Z	KP	SAMPEL	n	v	N	Z	KP
Blok1_Rpn9	32	2	91	9	8	Blok1_Rpn9	56	2	82	9	15
Blok1_Rpn10	25	2	55	9	10	Blok1_Rpn10	39	2	52	9	17
Blok2_Rpn1	27	1	69	9	4	Blok2_Rpn1	30	1	47	9	7
Blok2_Rpn2	28	2	67	9	9	Blok2_Rpn2	40	2	54	9	16
Blok2_Rpn3	15	2	41	9	8	Blok2_Rpn3	24	2	38	9	14
Blok2_Rpn4	26	2	64	9	9	Blok2_Rpn4	33	2	56	9	13
Blok2_Rpn5	27	2	74	9	8	Blok2_Rpn5	36	2	60	9	13
Blok2_Rpn6	15	2	39	9	9	Blok2_Rpn6	15	2	29	9	11
Blok2_Rpn7	22	2	72	9	7	Blok2_Rpn7	34	2	63	9	12
Blok2_Rpn8	22	2	54	9	9	Blok2_Rpn8	27	2	50	9	12
Blok2_Rpn9	20	1	46	9	5	Blok2_Rpn9	30	1	39	9	9
Blok2_Rpn10	22	2	74	9	7	Blok2_Rpn10	38	2	63	9	13
Blok3_Rpn1	25	1	68	9	4	Blok3_Rpn1	37	1	61	9	7
Blok3_Rpn2	33	2	82	9	9	Blok3_Rpn2	45	2	76	9	13
Blok3_Rpn3	17	1	33	9	6	Blok3_Rpn3	15	1	24	9	7
Blok3_Rpn4	18	1	34	9	6	Blok3_Rpn4	17	1	25	9	8
Blok3_Rpn5	35	2	73	9	11	Blok3_Rpn5	48	2	60	9	18
Blok3_Rpn6	25	2	49	9	11	Blok3_Rpn6	32	2	41	9	17
	3	2	73	9	10	Blok3_Rpn7	38	2	56	9	15
	6	2	63	9	16	Blok3_Rpn8	42	2	55	9	17
	6	2	73	9	14	Blok3_Rpn9	46	2	62	9	16
	4	2	61	9	12	Blok3_Rpn10	40	2	55	9	16
	8	1	38	9	5	Blok4_Rpn1	22	1	29	9	8
	7	2	50	9	12	Blok4_Rpn2	36	2	47	9	17



SAMPEL	n	v	N	Z	KP	SAMPEL	n	v	N	Z	KP
Blok4_Rpn3	25	1	43	9	6	Blok4_Rpn3	24	2	51	9	10
Blok4_Rpn4	32	1	65	9	5	Blok4_Rpn4	35	2	54	9	14
Blok4_Rpn5	19	1	35	9	6	Blok4_Rpn5	18	2	33	9	12
Blok4_Rpn6	31	2	55	9	13	Blok4_Rpn6	21	3	41	9	17
Blok4_Rpn7	21	2	53	9	9	Blok4_Rpn7	29	2	47	9	14
Blok4_Rpn8	14	1	20	9	8	Blok4_Rpn8	13	1	18	9	8
Blok4_Rpn9	21	2	38	9	12	Blok4_Rpn9	13	2	17	9	17
Blok4_Rpn10	21	2	33	9	14	Blok4_Rpn10	17	3	27	9	21
Blok5_Rpn1	14	1	27	9	6	Blok5_Rpn1	10	2	20	9	11
Blok5_Rpn2	22	3	45	9	16	Blok5_Rpn2	25	3	39	9	21
Blok5_Rpn3	15	1	23	9	7	Blok5_Rpn3	13	2	15	9	19
Blok5_Rpn4	18	2	32	9	13	Blok5_Rpn4	19	2	29	9	15
Blok5_Rpn5	22	2	39	9	13	Blok5_Rpn5	21	2	30	9	16
Blok5_Rpn6	15	2	25	9	13	Blok5_Rpn6	17	2	19	9	20
Blok5_Rpn7	18	2	36	9	11	Blok5_Rpn7	20	2	30	9	15
Blok5_Rpn8	30	2	58	9	11	Blok5_Rpn8	31	2	45	9	15
Blok5_Rpn9	36	2	44	9	18	Blok5_Rpn9	32	2	39	9	18
Blok5_Rpn10	21	1	35	9	7	Blok5_Rpn10	20	2	29	9	15
RATA-RATA					10	RATA-RATA					14



Optimization Software:
www.balesio.com

ngan Laju Perkembangan Infeksi Bercak Cokelat Padi Pengamatan 42 – 56 HST

	x2	t1	t2	$\frac{2.3}{t_2 - t_1}$	$\frac{x_2}{1 - x_2}$	$\frac{x_1}{1 - x_1}$	$\log \left(\frac{x_2}{1 - x_2} \right)$	$\log \left(\frac{x_1}{1 - x_1} \right)$	r
	5	42	56	0.2	-1.3	-1.5	-0.2	-0.4	0.2

SAMPEL	x1	x2	t1	t2	$2.3/t_2 - t_1$	$x_2/1 - x_2$	$x_1/1 - x_1$	$\log(x_2/1 - x_2)$	$\log(x_1/1 - x_1)$	r
Blok1_Rpn2	1	8	42	56	0.2	-1.1	0.0	-0.1	-1.1	1.0
Blok1_Rpn3	2	5	42	56	0.2	-1.3	-2.0	-0.2	-0.5	0.4
Blok1_Rpn4	9	11	42	56	0.2	-1.1	-1.1	-0.1	-0.1	0.1
Blok1_Rpn5	7	8	42	56	0.2	-1.1	-1.2	-0.1	-0.1	0.0
Blok1_Rpn6	2	3	42	56	0.2	-1.5	-2.0	-0.3	-0.7	0.4
Blok1_Rpn7	3	7	42	56	0.2	-1.2	-1.5	-0.1	-0.4	0.3
Blok1_Rpn8	7	10	42	56	0.2	-1.1	-1.2	-0.1	-0.1	0.1
Blok1_Rpn9	2	3	42	56	0.2	-1.5	-2.0	-0.3	-0.6	0.3
Blok1_Rpn10	2	8	42	56	0.2	-1.1	-2.0	-0.1	-0.7	0.6
Blok2_Rpn1	1	2	42	56	0.2	-2.0	0.0	-0.5	-1.1	0.7
Blok2_Rpn2	3	8	42	56	0.2	-1.1	-1.5	-0.1	-0.4	0.3
Blok2_Rpn3	5	6	42	56	0.2	-1.2	-1.3	-0.2	-0.2	0.0
Blok2_Rpn4	3	4	42	56	0.2	-1.3	-1.5	-0.2	-0.3	0.1
Blok2_Rpn5	2	4	42	56	0.2	-1.3	-2.0	-0.3	-0.7	0.4
Blok2_Rpn6	7	7	42	56	0.2	-1.2	-1.2	-0.1	-0.1	0.0
Blok2_Rpn7	2	3	42	56	0.2	-1.5	-2.0	-0.3	-1.1	0.8
Blok2_Rpn8	7	7	42	56	0.2	-1.2	-1.2	-0.1	-0.1	0.0
		3	42	56	0.2	-1.5	-2.0	-0.4	-0.5	0.1
		6	42	56	0.2	-1.2	-1.3	-0.1	-0.2	0.1
		3	42	56	0.2	-1.5	-2.0	-0.3	-0.7	0.4
		3	42	56	0.2	-1.5	-1.5	-0.3	-0.3	0.0
		4	42	56	0.2	-1.3	-1.5	-0.2	-0.3	0.1
		5	42	56	0.2	-1.3	-2.0	-0.2	-0.5	0.3



SAMPEL	x1	x2	t1	t2	$2.3/t2-t1$	$x2/1-x2$	$x1/1-x1$	$\log(x2/1-x2)$	$\log(x1/1-x1)$	r
Blok3_Rpn5	3	9	42	56	0.2	-1.1	-1.5	-0.1	-0.4	0.3
Blok3_Rpn6	6	9	42	56	0.2	-1.1	-1.2	-0.1	-0.2	0.0
Blok3_Rpn7	5	7	42	56	0.2	-1.2	-1.3	-0.1	-0.2	0.0
Blok3_Rpn8	5	6	42	56	0.2	-1.2	-1.3	-0.2	-0.2	0.0
Blok3_Rpn9	4	8	42	56	0.2	-1.1	-1.3	-0.1	-0.3	0.1
Blok3_Rpn10	4	6	42	56	0.2	-1.2	-1.3	-0.2	-0.2	0.0
Blok4_Rpn1	5	5	42	56	0.2	-1.3	-1.3	-0.2	-0.2	0.0
Blok4_Rpn2	3	8	42	56	0.2	-1.1	-1.5	-0.1	-0.3	0.2
Blok4_Rpn3	2	6	42	56	0.2	-1.2	-2.0	-0.2	-0.8	0.6
Blok4_Rpn4	2	4	42	56	0.2	-1.3	-2.0	-0.3	-0.8	0.5
Blok4_Rpn5	1	3	42	56	0.2	-1.5	0.0	-0.3	-0.3	-0.1
Blok4_Rpn6	3	7	42	56	0.2	-1.2	-1.5	-0.1	-0.4	0.3
Blok4_Rpn7	4	7	42	56	0.2	-1.2	-1.3	-0.1	-0.2	0.1
Blok4_Rpn8	3	7	42	56	0.2	-1.2	-1.5	-0.1	-0.3	0.2
Blok4_Rpn9	5	11	42	56	0.2	-1.1	-1.3	-0.1	-0.2	0.1
Blok4_Rpn10	4	4	42	56	0.2	-1.3	-1.3	-0.2	-0.3	0.0
Blok5_Rpn1	2	4	42	56	0.2	-1.3	-2.0	-0.2	-0.7	0.5
		11	42	56	0.2	-1.1	-1.2	-0.1	-0.2	0.1
		4	42	56	0.2	-1.3	-1.5	-0.2	-0.3	0.1
		5	42	56	0.2	-1.3	-2.0	-0.2	-0.5	0.4
		8	42	56	0.2	-1.1	-1.5	-0.1	-0.3	0.2
		13	42	56	0.2	-1.1	-1.2	-0.1	-0.1	0.1
		6	42	56	0.2	-1.2	-1.3	-0.1	-0.2	0.1



SAMPEL	x1	x2	t1	t2	$\frac{2.3}{t_2} - t_1$	$\frac{x_2}{1-x_2}$	$\frac{x_1}{1-x_1}$	$\log \left(\frac{x_2}{1-x_2} \right)$	$\log \left(\frac{x_1}{1-x_1} \right)$	r
Blok5_Rpn8	5	5	42	56	0.2	-1.3	-1.3	-0.2	-0.2	0.0
Blok5_Rpn9	6	12	42	56	0.2	-1.1	-1.2	-0.1	-0.2	0.1
Blok5_Rpn10	3	4	42	56	0.2	-1.3	-1.5	-0.3	-0.4	0.1
RATA-RATA										0.2

Lampiran 10. Perhitungan Laju Perkembangan Infeksi Bercak Cokelat Padi Pengamatan 56 - 70 HST

SAMPEL	x1	x2	t1	t2	$\frac{2.3}{t_2} - t_1$	$\frac{x_2}{1-x_2}$	$\frac{x_1}{1-x_1}$	$\log \left(\frac{x_2}{1-x_2} \right)$	$\log \left(\frac{x_1}{1-x_1} \right)$	r
Blok1_Rpn1	5	6	56	70	0.2	-1.2	-1.3	-0.1	-0.2	0.1
Blok1_Rpn2	8	11	56	70	0.2	-1.1	-1.1	-0.1	-0.1	0.0
Blok1_Rpn3	5	14	56	70	0.2	-1.1	-1.3	-0.1	-0.2	0.1
Blok1_Rpn4	11	11	56	70	0.2	-1.1	-1.1	-0.1	-0.1	0.0
Blok1_Rpn5	8	14	56	70	0.2	-1.1	-1.1	-0.1	-0.1	0.0
Blok1_Rpn6	3	10	56	70	0.2	-1.1	-1.5	-0.1	-0.3	0.3
Blok1_Rpn7	7	10	56	70	0.2	-1.1	-1.2	-0.1	-0.1	0.0
Blok1_Rpn8	10	14	56	70	0.2	-1.1	-1.1	-0.1	-0.1	0.0
Blok1_Rpn9	3	8	56	70	0.2	-1.1	-1.5	-0.1	-0.3	0.2
Blok1_Rpn10	9	10	56	70	0.2	-1.1	-1.1	-0.1	-0.1	0.0
Blok1_Rpn11	4	56	70	70	0.2	-1.3	-2.0	-0.2	-0.5	0.3
Blok1_Rpn12	9	56	70	70	0.2	-1.1	-1.1	-0.1	-0.1	-0.1
Blok1_Rpn13	8	56	70	70	0.2	-1.1	-1.2	-0.1	-0.2	0.0
Blok1_Rpn14	9	56	70	70	0.2	-1.1	-1.3	-0.1	-0.2	0.1
Blok1_Rpn15	8	56	70	70	0.2	-1.1	-1.3	-0.1	-0.3	0.1



SAMPEL	x1	x2	t1	t2	$2.3/t2-t1$	$x2/1-x2$	$x1/1-x1$	$\log(x2/1-x2)$	$\log(x1/1-x1)$	r
Blok2_Rpn6	7	9	56	70	0.2	-1.1	-1.2	-0.1	-0.1	-0.1
Blok2_Rpn7	3	7	56	70	0.2	-1.2	-1.5	-0.1	-0.3	0.2
Blok2_Rpn8	7	9	56	70	0.2	-1.1	-1.2	-0.1	-0.1	-0.1
Blok2_Rpn9	3	5	56	70	0.2	-1.3	-1.5	-0.2	-0.4	0.2
Blok2_Rpn10	6	7	56	70	0.2	-1.2	-1.2	-0.1	-0.1	-0.1
Blok3_Rpn1	3	4	56	70	0.2	-1.3	-1.5	-0.2	-0.3	0.1
Blok3_Rpn2	3	9	56	70	0.2	-1.1	-1.5	-0.1	-0.3	0.2
Blok3_Rpn3	4	6	56	70	0.2	-1.2	-1.3	-0.2	-0.2	0.0
Blok3_Rpn4	5	6	56	70	0.2	-1.2	-1.3	-0.2	-0.2	0.0
Blok3_Rpn5	9	11	56	70	0.2	-1.1	-1.1	-0.1	-0.1	0.0
Blok3_Rpn6	9	11	56	70	0.2	-1.1	-1.1	-0.1	-0.1	0.0
Blok3_Rpn7	7	10	56	70	0.2	-1.1	-1.2	-0.1	-0.1	0.0
Blok3_Rpn8	6	16	56	70	0.2	-1.1	-1.2	-0.1	-0.2	0.1
Blok3_Rpn9	8	14	56	70	0.2	-1.1	-1.1	-0.1	-0.1	0.0
Blok3_Rpn10	6	12	56	70	0.2	-1.1	-1.2	-0.1	-0.2	0.1
Blok4_Rpn1	5	5	56	70	0.2	-1.3	-1.3	-0.2	-0.2	0.0
Blok4_Rpn2	8	12	56	70	0.2	-1.1	-1.1	-0.1	-0.1	0.0
		6	56	70	0.2	-1.2	-1.2	-0.1	-0.2	0.1
		5	56	70	0.2	-1.3	-1.3	-0.2	-0.3	0.1
		6	56	70	0.2	-1.2	-1.5	-0.2	-0.3	0.2
		13	56	70	0.2	-1.1	-1.2	-0.1	-0.1	0.0
		9	56	70	0.2	-1.1	-1.2	-0.1	-0.1	0.0
		8	56	70	0.2	-1.1	-1.2	-0.1	-0.1	0.0



SAMPEL	x1	x2	t1	t2	$\frac{2.3}{t_2} - t_1$	$\frac{x_2}{1-x_2}$	$\frac{x_1}{1-x_1}$	$\log \left(\frac{x_2}{1-x_2} \right)$	$\log \left(\frac{x_1}{1-x_1} \right)$	r
Blok4_Rpn9	11	12	56	70	0.2	-1.1	-1.1	-0.1	-0.1	0.0
Blok4_Rpn10	4	14	56	70	0.2	-1.1	-1.3	-0.1	-0.2	0.1
Blok5_Rpn1	4	6	56	70	0.2	-1.2	-1.3	-0.2	-0.2	0.0
Blok5_Rpn2	11	16	56	70	0.2	-1.1	-1.1	-0.1	-0.1	0.0
Blok5_Rpn3	4	7	56	70	0.2	-1.2	-1.3	-0.1	-0.2	0.1
Blok5_Rpn4	5	13	56	70	0.2	-1.1	-1.3	-0.1	-0.2	0.1
Blok5_Rpn5	8	13	56	70	0.2	-1.1	-1.1	-0.1	-0.1	0.0
Blok5_Rpn6	13	13	56	70	0.2	-1.1	-1.1	-0.1	-0.1	0.0
Blok5_Rpn7	6	11	56	70	0.2	-1.1	-1.2	-0.1	-0.1	0.0
Blok5_Rpn8	5	11	56	70	0.2	-1.1	-1.3	-0.1	-0.2	0.1
Blok5_Rpn9	12	18	56	70	0.2	-1.1	-1.1	-0.1	-0.1	0.0
Blok5_Rpn10	4	7	56	70	0.2	-1.2	-1.3	-0.1	-0.3	0.2
RATA-RATA										0.1

Lampiran 11. Perhitungan Laju Perkembangan Infeksi Bercak Cokelat Padi Pengamatan 70 - 84 HST

SAMPEL	x1	x2	t1	t2	$\frac{2.3}{t_2} - t_1$	$\frac{x_2}{1-x_2}$	$\frac{x_1}{1-x_1}$	$\log \left(\frac{x_2}{1-x_2} \right)$	$\log \left(\frac{x_1}{1-x_1} \right)$	r
Blok4_Rpn9	15	15	70	84	0.2	-1.1	-1.2	-0.1	-0.1	0.1
Blok4_Rpn10	13	13	70	84	0.2	-1.1	-1.1	-0.1	-0.1	0.1
Blok5_Rpn1	17	17	70	84	0.2	-1.1	-1.1	-0.1	-0.1	0.1
Blok5_Rpn2	17	17	70	84	0.2	-1.1	-1.1	-0.1	-0.1	0.1
Blok5_Rpn3	17	17	70	84	0.2	-1.1	-1.1	-0.1	-0.1	0.1
Blok5_Rpn4	15	15	70	84	0.2	-1.1	-1.1	-0.1	-0.1	0.1












SAMPEL	x1	x2	t1	t2	$2.3/t2-t1$	$x2/1-x2$	$x1/1-x1$	$\log(x2/1-x2)$	$\log(x1/1-x1)$	r
Blok1_Rpn7	10	18	70	84	0.2	-1.1	-1.1	-0.1	-0.1	0.1
Blok1_Rpn8	14	14	70	84	0.2	-1.1	-1.1	-0.1	-0.1	0.1
Blok1_Rpn9	8	15	70	84	0.2	-1.1	-1.1	-0.1	-0.1	0.1
Blok1_Rpn10	10	17	70	84	0.2	-1.1	-1.1	-0.1	-0.1	0.1
Blok2_Rpn1	4	7	70	84	0.2	-1.2	-1.3	-0.1	-0.2	0.1
Blok2_Rpn2	9	16	70	84	0.2	-1.1	-1.1	-0.1	-0.1	0.1
Blok2_Rpn3	8	14	70	84	0.2	-1.1	-1.1	-0.1	-0.1	0.1
Blok2_Rpn4	9	13	70	84	0.2	-1.1	-1.1	-0.1	-0.1	0.1
Blok2_Rpn5	8	13	70	84	0.2	-1.1	-1.1	-0.1	-0.1	0.1
Blok2_Rpn6	9	11	70	84	0.2	-1.1	-1.1	-0.1	-0.1	0.1
Blok2_Rpn7	7	12	70	84	0.2	-1.1	-1.2	-0.1	-0.1	0.1
Blok2_Rpn8	9	12	70	84	0.2	-1.1	-1.1	-0.1	-0.1	0.1
Blok2_Rpn9	5	9	70	84	0.2	-1.1	-1.3	-0.1	-0.2	0.1
Blok2_Rpn10	7	13	70	84	0.2	-1.1	-1.2	-0.1	-0.1	0.1
Blok3_Rpn1	4	7	70	84	0.2	-1.2	-1.3	-0.1	-0.2	0.1
Blok3_Rpn2	9	13	70	84	0.2	-1.1	-1.1	-0.1	-0.1	0.1
Blok3_Rpn3	6	7	70	84	0.2	-1.2	-1.2	-0.1	-0.2	0.1
		8	70	84	0.2	-1.1	-1.2	-0.1	-0.2	0.1
		18	70	84	0.2	-1.1	-1.1	-0.1	-0.1	0.1
		17	70	84	0.2	-1.1	-1.1	-0.1	-0.1	0.1
		15	70	84	0.2	-1.1	-1.1	-0.1	-0.1	0.1
		17	70	84	0.2	-1.1	-1.1	-0.1	-0.1	0.1
		16	70	84	0.2	-1.1	-1.1	-0.1	-0.1	0.1



SAMPEL	x1	x2	t1	t2	$\frac{2.3}{t_2} - t_1$	$\frac{x_2}{t_1} - x_2$	$\frac{x_1}{t_1} - x_1$	$\log \left(\frac{x_2}{t_1} - x_2 \right)$	$\log \left(\frac{x_1}{t_1} - x_1 \right)$	r
Blok3_Rpn10	12	16	70	84	0.2	-1.1	-1.1	-0.1	-0.1	0.1
Blok4_Rpn1	5	8	70	84	0.2	-1.1	-1.3	-0.1	-0.2	0.1
Blok4_Rpn2	12	17	70	84	0.2	-1.1	-1.1	-0.1	-0.1	0.1
Blok4_Rpn3	6	10	70	84	0.2	-1.1	-1.2	-0.1	-0.1	0.1
Blok4_Rpn4	5	14	70	84	0.2	-1.1	-1.3	-0.1	-0.2	0.1
Blok4_Rpn5	6	12	70	84	0.2	-1.1	-1.2	-0.1	-0.2	0.1
Blok4_Rpn6	13	17	70	84	0.2	-1.1	-1.1	-0.1	-0.1	0.1
Blok4_Rpn7	9	14	70	84	0.2	-1.1	-1.1	-0.1	-0.1	0.1
Blok4_Rpn8	8	8	70	84	0.2	-1.1	-1.1	-0.1	-0.1	0.1
Blok4_Rpn9	12	17	70	84	0.2	-1.1	-1.1	-0.1	-0.1	0.1
Blok4_Rpn10	14	21	70	84	0.2	-1.1	-1.1	-0.1	-0.1	0.1
Blok5_Rpn1	6	11	70	84	0.2	-1.1	-1.2	-0.1	-0.2	0.1
Blok5_Rpn2	16	21	70	84	0.2	-1.1	-1.1	-0.1	-0.1	0.1
Blok5_Rpn3	7	19	70	84	0.2	-1.1	-1.2	-0.1	-0.1	0.1
Blok5_Rpn4	13	15	70	84	0.2	-1.1	-1.1	-0.1	-0.1	0.1
Blok5_Rpn5	13	16	70	84	0.2	-1.1	-1.1	-0.1	-0.1	0.1
Blok5_Rpn6	13	20	70	84	0.2	-1.1	-1.1	-0.1	-0.1	0.1
		15	70	84	0.2	-1.1	-1.1	-0.1	-0.1	0.1
		15	70	84	0.2	-1.1	-1.1	-0.1	-0.1	0.1
		18	70	84	0.2	-1.1	-1.1	-0.1	-0.1	0.1
		15	70	84	0.2	-1.1	-1.2	-0.1	-0.1	0.1
RATA-RATA										0.1















Lampiran 12. Gambar Perkembangan Infeksi Bercak Cokelat Padi

SAMP PEL	PENGAMATAN I	PENGAMATAN II	PENGAMATAN III	PENGAMATAN IV
B1R1	<p style="text-align: center;">KELEMBABAN</p> <p>42 HST 81%</p> <p>56 HST 85%</p> <p>70 HST 79%</p> <p>84 HST 80%</p>			
B1R2				
B1R3				















Optimization Software:
www.balesio.com

SAM PEL	PENGAMATAN I	PENGAMATAN II	PENGAMATAN III	PENGAMATAN IV
B1R4				
B1R5				
B1R6				















Optimization Software:
www.balesio.com

SAM PEL	PENGAMATANAN I	PENGAMATANAN II	PENGAMATANAN III	PENGAMATANAN IV
B1R7				
B1R8				
B1R9				















Optimization Software:
www.balesio.com

SAMP PEL	PENGAMATAN I	PENGAMATAN II	PENGAMATAN III	PENGAMATAN IV
B1R1 0				
B2R1				
B2R2				















Optimization Software:
www.balesio.com

SAMP PEL	PENGAMATANAN I	PENGAMATANAN II	PENGAMATANAN III	PENGAMATANAN IV
B2R3				
B2R4				
B2R5				















Optimization Software:
www.balesio.com

SAMP PEL	PENGAMATAN I	PENGAMATAN II	PENGAMATAN III	PENGAMATAN IV
B2R6				
B2R7				
B2R8				















Optimization Software:
www.balesio.com

SAM PEL	PENGAMATANAN I	PENGAMATANAN II	PENGAMATANAN III	PENGAMATANAN IV
B2R9				
B2R10				
B3R1				











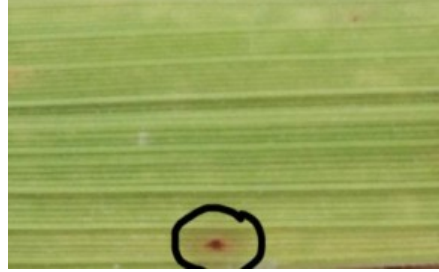



Optimization Software:
www.balesio.com

SAM PEL	PENGAMATANAN I	PENGAMATANAN II	PENGAMATANAN III	PENGAMATANAN IV
B3R2				
B3R3				
B3R4				















Optimization Software:
www.balesio.com

SAM PEL	PENGAMATANAN I	PENGAMATANAN II	PENGAMATANAN III	PENGAMATANAN IV
B3R5				
B3R6				
B3R7				















Optimization Software:
www.balesio.com

SAM PEL	PENGAMATANAN I	PENGAMATANAN II	PENGAMATANAN III	PENGAMATANAN IV
B3R8				
B3R9				
B3R10				















Optimization Software:
www.balesio.com

SAMP PEL	PENGAMATAN I	PENGAMATAN II	PENGAMATAN III	PENGAMATAN IV
B4R1				
B4R2				
B4R3				















Optimization Software:
www.balesio.com

SAM PEL	PENGAMATANAN I	PENGAMATANAN II	PENGAMATANAN III	PENGAMATANAN IV
B4R4				
B4R5				
B4R6				















Optimization Software:
www.balesio.com

SAM PEL	PENGAMATANAN I	PENGAMATANAN II	PENGAMATANAN III	PENGAMATANAN IV
B4R7				
B4R8				
B4R9				















Optimization Software:
www.balesio.com

SAM PEL	PENGAMATANAN I	PENGAMATANAN II	PENGAMATANAN III	PENGAMATANAN IV
B4R1 0				
B5R1				
B5R2				








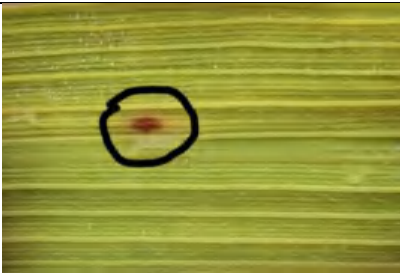






Optimization Software:
www.balesio.com

SAM PEL	PENGAMATANAN I	PENGAMATANAN II	PENGAMATANAN III	PENGAMATANAN IV
B5R3				
B5R4				
B5R5				











Optimization Software:
www.balesio.com

SAMP PEL	PENGAMATAN I	PENGAMATAN II	PENGAMATAN III	PENGAMATAN IV
B5R6				
B5R7				
B5R8				






Optimization Software:
www.balesio.com

SAM PEL	PENGAMATANAN I	PENGAMATANAN II	PENGAMATANAN III	PENGAMATANAN IV
B5R9				
B5R10				



Optimization Software:
www.balesio.com

Lampiran 19. Dokumentasi Pengamatan



Optimization Software:
www.balesio.com

