

DAFTAR PUSTAKA

- Aburayyan, W. S., 2023. High-throughput RNA extraction method for *P. aeruginosa* and *S. pyogenes* biofilms. *J Appl Pharm Sci*, 13(03):097–105. <https://doi.org/10.7324/JAPS.2023.28606>
- Adeyemo, O. A., Omidiji, O., 2019. Genetic diversity and population structure of farmers' maize varieties (*Zea mays* L.) from three selected states in Nigeria using SSR markers and their relationship with standard hybrids. *Ife Journal of Science*, 21(2), 261. <https://doi.org/10.4314/ijfs.v21i2.1>
- Adu, G. B., Awuku, F. J., Amegbor, I. K., Haruna, A., Manigben, K. A., & Aboyadana, P. A., 2019. Genetic characterization and population structure of maize populations using SSR markers. *Annals of Agricultural Sciences*, 64(1), 47–54. <https://doi.org/10.1016/j.aos.2019.05.006>
- Ajala, S. O., Olayiwola, M. O., Ilesanmi, O. J., Gedil, M., Job, A. O., & Olaniyan, A. B., 2019. Assessment of genetic diversity among low-nitrogen-tolerant early generation maize inbred lines using SNP markers. *South African Journal of Plant and Soil*, 36(3), 181–188. <https://doi.org/10.1080/02571862.2018.1537010>
- Akbudak, M. A., Yildiz, S., & Filiz, E., 2020. Pathogenesis related protein-1 (PR-1) genes in tomato (*Solanum lycopersicum* L.): Bioinformatics analyses and expression profiles in response to drought stress. *Genomics*, 112(6), 4089–4099. <https://doi.org/10.1016/j.ygeno.2020.07.004>
- Ali, M. S., Ali, I., Pirzada, R. H., Tahir, M. J., Asif, S., & Ahmad, S., 2018. Identification and expression analysis of a homologue of PR-1 gene in *Sorghum bicolor*. *International Journal of Agriculture and Biology*, 20(6), 1318–1324. <https://doi.org/10.17957/IJAB/15.0639>
- Ali, S., Ganai, B. A., Kamili, A. N., Bhat, A. A., Mir, Z. A., Bhat, J. A., Tyagi, A., Islam, S. T., Mushtaq, M., Yadav, P., Rawat, S., & Grover, A., 2018. Pathogenesis-related proteins and peptides as promising tools for engineering plants with multiple stress tolerance. *Microbiological Research*, 212–213(April), 29–37. <https://doi.org/10.1016/j.micres.2018.04.008>
- Amzeri, A., Badami, K., Santoso, S. B., & Sukma, K. P., 2022. Morphological and molecular characterization of maize lines tolerance to drought stress. *Biodiversitas*, 23(11), 5844–5853. <https://doi.org/10.13057/biodiv/d231138>
- Arruda, S. R., Pereira, D. G., Silva, C. M. M., Brito, M. G., Waldschmidt, A. M., 2017. An optimized protocol for DNA extraction in plants with a high content of secondary metabolites, based on leaves of *Mimosa tenuiflora* (Willd.) Poir. (*Leguminosae*). *Genetics and Molecular Research* 16(3):1-9.
- Avvaru, A. K., Saxena, S., Sowpati, D. T., & Mishra, R. K., 2017. MSDB: A comprehensive database of simple sequence repeats. *Genome Biology and Evolution*, 9(6), 1797–1802. <https://doi.org/10.1093/gbe/evx132>

- Badan Pusat Statistik., 2023. Luas Panen dan Produksi Jagung di Indonesia 2023 (Angka Sementara). bps.go.id, 2023 (69).
<https://www.bps.go.id/pressrelease/2023/10/16/2049/luas-panen-dan-produksi-jagung-di-indonesia-2023--angka-sementara-.html>
- Badu, A. B., Garcia, O. A. L., Petroli, C. D., Hearne, S., Adewale, S. A., & Gedil, M., 2021. Genetic diversity and population structure of early and extra-early maturing maize germplasm adapted to sub-Saharan Africa. *BMC Plant Biology*, 21(1), 1–15. <https://doi.org/10.1186/s12870-021-02829-6>
- Bayatti, N., Cooper, K. J., Bury, J. J., Wyles, M., Heath, P. R., Kirby, J., Shaw, P. J., 2014. Comparison of blood RNA extraction methods used for gene expression profiling in amyotrophic lateral sclerosis. *PLoS One*, 9(1):e87508. <https://doi.org/10.1371/journal.pone.0087508>
- Chen, C., Bélanger, R. R., Benhamou, N., & Paulitz, T. C., 2000. Defense enzymes induced in cucumber roots by treatment with plant growth-promoting rhizobacteria (PGPR) and *Pythium aphanidermatum*. *Physiological and Molecular Plant Pathology*, 56(1), 13–23. <https://doi.org/10.1006/pmpp.1999.0243>
- Chidzanga, C., Muzawazi, F., Midzi, J., & Hove, T., 2017. Production and use of haploids and doubled haploid in maize breeding: A review. *African Journal of Plant Breeding*, 4(4), 201–213.
- DeFaria, S. V., Zuffo, L. T., Rezende, W. M., Caixeta, D. G., Pereira, H. D., Azevedo, C. F., & DeLima, R. O., 2022. Phenotypic and molecular characterization of a set of tropical maize inbred lines from a public breeding program in Brazil. *BMC Genomics*, 23(1), 1–17. <https://doi.org/10.1186/s12864-021-08127-7>
- Dewi, E. S., 2017. Pemuliaan Tanaman. Banda Aceh: Fakultas Pertanian. Univeristas Malikussaleh. 68 hlm
- Dorice, L. L., Ephraim, J. M., & George, M. M., 2020. A review of plant characterization: First step towards sustainable forage production in challenging environments. *African Journal of Plant Science*, 14(9), 350–357. <https://doi.org/10.5897/ajps2020.2041>
- Farrakh, S., Wang, M., and Chen, X., 2018. Pathogenesis-related protein genes involved in race-specific all-stage resistance and non-race specific high-temperature adult-plant resistance to *Puccinia striiformis* f. sp. tritici in wheat. *J. Integr. Agr.* 17, 2478–2491. doi: 10.1016/s2095-3119(17)61853-7
- Gedil, M., & Menkir, A., 2019. An Integrated Molecular and Conventional Breeding Scheme for Enhancing Genetic Gain in Maize in Africa. *Frontiers in Plant Science*, 10(November), 1–17. <https://doi.org/10.3389/fpls.2019.01430>
- Ginting, C., Prasetyo, J., Dirmawati, S. R., Ivayani, Timotiwu, P. B., Maryono, T., Widyastuti, Chafisa, D. I. R., Asyifa, A., Setyowati, E., & Pasaribu, A. H. Z., 2020. Identification of Maize Downy Mildew Pathogen in Lampung and the Effects of Varieties and Metalaxyl on Disease Incidence. *Annual Research &*

Review in Biology, 35(July), 23–35.
<https://doi.org/10.9734/arrb/2020/v35i730244>

- Guevarra, P. R., Paril, J. F., Gardoce, R. R., Salazar, A. M., Canama, S. A. O., 2022. Genetic Diversity Among the Philippine Traditional Maize (*Zea Mays* L.) Populations Based on SSR Markers. *Sabrao Journal of Breeding and Genetics*, 54(3), 469–482. <https://doi.org/10.54910/sabrao2022.54.3.1>
- Hanafiah, D.S., Trikoesoemaningtyas, Yahya, S., & Wirnas, D., 2010. Induced mutations by gamma ray irradiation to Argomulyo soybean (*Glycine max*) variety. *Nusantara Bioscience*, Indonesia.
- Haque, E., Taniguchi, H., Hassan, M. M., Bhowmik, P., Karim, M. R., Śmiech, M., Zhao, K., Rahman M, Islam T., 2018. Application of CRISPR/Cas9 Genome Editing Technology for the Improvement of Crops Cultivated in Tropical Climates: Recent Progress, Prospects, and Challenges. *Front. Plant Sci.* 9:617
- Hildebrand, C. E., Torney, D. C., Wagner, R. P., 1992. Informativeness of polymorphic DNA markers. *Los Alamos Science*. 20:100-102.
- Hoerussalam, A., Purwanto, Kheruni, A., 2013. Induksi ketahanan tanaman jagung (*Zea mays* L.) terhadap penyakit bulai melalui seed treatment serta pewarisannya pada generasi S1. *J. Ilmu Pertanian* 16 42-59.
- Indrawan, Rahadyan, Suryanto, Agus., & Soeslistyono, R., 2017. Kajian iklim Mikro Terhadap berbagai Sistem Tanam dan Populasi Tanaman Jagung Manis (*Zea mays* saccharata Sturt.). *Jurnal Produksi Tanaman*, 5(1), 92–99.
- Islam, M. A., Alam, M. S., Maniruzzaman, M., & Haque, M. S., 2023. Microsatellite marker-based genetic diversity assessment among exotic and native maize inbred lines of Bangladesh. *Saudi Journal of Biological Sciences*, 30(8), 103715. <https://doi.org/10.1016/j.sjbs.2023.103715>
- Integrated Taxonomic Information System (ITIS)., 2023. Taxonomic Hierarchy: *Zea mays* L. <https://www.itis.gov>. [20 desember 2023].
- Iriany, R. N., Yasin, M., & Takdir, A., 2008. Asal, Sejarah, Evolusi, dan Taksonomi Tanaman Jagung. *Teknik Produksi Dan Pengembangan*, 1–15.
- Jo, B. R., Yu, J. M., Jang, S., Ahn, J. W., Kim, H. S., Seoung, E. A., 2020. Cloning, expression, and purification of a pathogenesis-related protein from *Oenanthe javanica* and its biological properties. *Biol. Pharm. Bull.* 43, 158–168. doi: 10.1248/bpb.b19-00801
- Kashofer, K., Viertler, C., Pichler, M, Zatloukal, K., 2013. Quality control of RNA preservation and extraction from paraffin-embedded tissue: implications for RT-PCR and microarray analysis. *PLoS One.* 8(7):e70714. <https://doi.org/10.1371/journal.pone.0070714>
- Kattupalli, D., Sreenivasan, A., & Soniya, E. V., 2021. A genome-wide analysis of pathogenesis-related protein-1 (Pr-1) genes from piper nigrum reveals its

- critical role during phytophthora capsici infection. *Genes*, 12(7). <https://doi.org/10.3390/genes12071007>
- Kaur, A., Pati, P. K., Pati, A. M., and Nagpal, A. K., 2017. In-silico analysis of cis-acting regulatory elements of pathogenesis-related proteins of *Arabidopsis thaliana* and *Oryza sativa*. *PLoS One* 12:9. doi: 10.1371/journal.pone.0184523
- Khan, I. A., Awan, F. S., Ahmad, A., & Khan, A. A., 2004. A modified mini-prep method for economical and rapid extraction of genomic DNA in plants. *Plant Molecular Biology Reporter*, 22(1), 624892. <https://doi.org/10.1007/BF02773355>
- Kim, H. C., Kim, K. H., Song, K., Kim, J. Y., & Lee, B. M., 2020. Identification and validation of candidate genes conferring resistance to downy mildew in maize (*Zea mays* L.). *Genes*, 11(2), 1–20. <https://doi.org/10.3390/genes11020191>
- Kumar, B., Rakshit, S., Kumar, S., Singh, B. K., Lahkar, C., Jha, A. K., Kumar, K., Kumar, P., Choudhary, M., Bir Singh, S., Amalraj, J. J., Prakash, B., Khulbe, R., Kamboj, M. C., Chirravuri, N. N., & Hossain, F., 2022. Genetic Diversity, Population Structure and Linkage Disequilibrium Analyses in Tropical Maize Using Genotyping by Sequencing. *Plants*, 11(6), 1–14. <https://doi.org/10.3390/plants11060799>
- Lebedev, V. G., Subbotina, N. M., Maluchenko, O. P., Lebedeva, T. N., Krutovsky, K. V., & Shestibratov, K. A., 2020. Transferability and polymorphism of SSR markers located in flavonoid pathway genes in fragaria and rubus species. *Genes*, 11(1). <https://doi.org/10.3390/genes11010011>
- Li, S., Wang, Z., Tang, B., Zheng, L., Chen, H., Cui, X., Ge, F., & Liu, D., 2021. A Pathogenesis-Related Protein-Like Gene Is Involved in the Panax notoginseng Defense Response to the Root Rot Pathogen. *Frontiers in Plant Science*, 11(January). <https://doi.org/10.3389/fpls.2020.610176>
- Liu, K., & Muse, S. V., 2005. PowerMaker: An integrated analysis environment for genetic maker analysis. *Bioinformatics*, 21(9), 2128–2129. <https://doi.org/10.1093/bioinformatics/bti282>
- Ma, L., Meng, Q., Shi, F., Liu, J., Li, Y., Liu, C., Liu, X., Su, B., He, C., & Ji, C., 2022. Genome-wide analysis of maize PR-1 gene family and expression profiles induced by plant hormones and fungal phytopathogens. *American Journal of Translational Research*, 14(11), 8315–8331. <http://www.ncbi.nlm.nih.gov/pubmed/36505298> <http://www.pubmedcentral.nih.gov/articlerender.fcgi?artid=PMC9730051>
- Madhav, P., Manigopa, C., Z, A. H., Anita, P., Rameshwar, P. S., Kumar, S., 2016. Genetic diversity assay of maize (*Zea mays* L.) inbreds based on morphometric traits and SSR markers. *African Journal of Agricultural Research*, 11(24), 2118–2128. <https://doi.org/10.5897/ajar2015.10404>
- Mathiang, E. A., Sa, K. J., Park, H., Kim, Y. J., Lee, J. K., 2022. Genetic Diversity and Population Structure of Normal Maize Germplasm Collected in South

- Sudan Revealed by SSR Markers. *Plants*, 11(20).
<https://doi.org/10.3390/plants11202787>
- Métraux, J. P., 2013. Systemic Acquired Resistance. *Brenner's Encyclopedia of Genetics: Second Edition*, 627–629. <https://doi.org/10.1016/B978-0-12-374984-0.01509-6>
- Morris, S. W., Vernooij, B., Titatarn, S., Starrett, M., Thomas, S., Wiltse, C. C., Frederiksen, R. A., Bhandhufalck, A., Hulbert, S., & Uknes, S., 1998. Induced resistance responses in maize. *Molecular Plant-Microbe Interactions*, 11(7), 643–658. <https://doi.org/10.1094/MPMI.1998.11.7.643>
- Muhadjir, F., 2018. Karakteristik Tanaman Jagung. *Balai Penelitian Tanaman Pangan Bogor*, 13, 33–48.
- Mukhlif, F. H., Hammadi, H. J., Latiff, N.I., 2020. Genetic Diversity Analysis In Maize (*Zea Mays* L.) Using Ssr Markers. *Biochemical and Cellular Archives*, 20(1), 2215–2220. <https://doi.org/10.35124/bca.2020.20.1.2215>
- Muis, A., Nonci, N., & Pabendon, M. B., 2016. Skrining Ketahanan Galur S1 Jagung terhadap Penyakit Bulai dan Pembentukan Galur S2 Tahan Penyakit Bulai. *Buletin Plasma Nutfah*, 21(1), 17. <https://doi.org/10.21082/blpn.v21n1.2015.p17-24>
- Neil, M. O., McPartlin, J., Arthure, K., Riedel, S., and McMillan, N. D., 2011. Comparison of the TLDA with the Nanodrop and the Reference Qubit system. *J Phys Conference Series*. 307(1):1–6.
- Nugroho, K., Terryana, R. T., Reflinur, & Lestari, P. 2019. Metode Ekstraksi DNA Tanaman Tanpa Presipitasi Etanol Untuk Kegiatan PCR. *Jurnal Bioteknologi & Biosains Indonesia (JBBi)*, 6(1), 29. <https://doi.org/10.29122/jbbi.v6i1.3082>
- Pakki, S., 2017. Kelestarian Ketahanan Varietas Unggul Jagung terhadap Penyakit Bulai *Peronosclerospora maydis* Durable Resistant of High-Yielding Maize Varieties to Downy Mildew. *Penelitian Pertanian Tanaman Pangan*, 1(1), 37–44.
- Pandey, S., Sharma, V., & Alam, A., 2016. Potential of Microsatellites Markers for the Genetic Analysis of Bryophytes. *Notulae Scientia Biologicae*, 8(1), 37–46. <https://doi.org/10.15835/nsb.8.1.9748>
- Pangaribuan, O., Hanafiah, D. S., Setiado, H., Simamora, J. R. M., & Sari, N. W., 2022. Quantity and Quality Test of DNA Marigold Plants (*Tagetes erecta* L.) for the Sustainability of Plant Breeding. *IOP Conference Series: Earth and Environmental Science*, 977(1), 3–8. <https://doi.org/10.1088/1755-1315/977/1/012047>
- Prasetyo, J. S., Ginting, C., & Permatasari, Y. C., 2019. The Effectiveness of Trichoderma spp. against Downy Mildew Disease of Corn. *Annual Research & Review in Biology*, 31(6), 1–10. <https://doi.org/10.9734/arrb/2019/v31i630068>
- Prasetyo, J., Ginting, C., Akin, H. M., Suharjo, R., Niswati, A., Afandi, A., Adiwijaya, R., Sudiono, & Nurdin, M., 2021. The effect of biological agent and botanical

- fungicides on maize downy mildew. *Biodiversitas*, 22(4), 1652–1657. <https://doi.org/10.13057/biodiv/d220409>
- Purwanti, E. W., Wahyudi, D., & Hamyana., 2023. Application of Trichoderma sp. and PGPR for preventing downy mildew incidence on sweet corn. *Indonesian Journal of Agronomy*, 51(1), 99–106. <https://doi.org/10.24831/ija.v51i1.41697>
- Rahmawati, B., dan Mahajoeno, E., 2009. Variasi Morfologi, Isoenzim dan Kandungan Vitamin C pada Varietas Buah Naga. *Open Acces Nusantara Bioscience* 1: 131-137.
- Ramamoorthy, V., Viswanathan, R., Raguchander, T., Prakasam, V., & Samiyappan, R., 2001. Induction of systemic resistance by plant growth promoting rhizobacteria in crop plants against pests and diseases. *Crop Protection*, 20(1), 1–11. [https://doi.org/10.1016/S0261-2194\(00\)00056-9](https://doi.org/10.1016/S0261-2194(00)00056-9)
- Rohlf, F. J., 2001. NTSys-pc Numerical Taxonomy and Multivariate Analysys System Verson 2.2. User Guide, New York (US): Exterter Software.
- Rotarencu, V., Dicu, G., State, D., & Fuia, S., 2010. New inducers of maternal haploids in maize. *Maize Genetics Cooperation Newsletter*, 84(3), 1–7.
- Rustiani, U. S., Sinaga, M. S., Hidayat, S. H., & Wiyono, S., 2015. Three Species of Peronosclerospora As a Cause Downy Mildew on Maize in Indonesia. *Berita Biologi*, 14(1), 29–37.
- Ruwaida, I.P., Yuniastuti, E., & Supriyadi., 2009. Analisis Keragaman Tanaman Durian Sukun (*Durio zibethinus*) berdasarkan Penanda RAPD. *Open Acces Bioteknologi* 6: 89-98.
- Sambrook, J., Fritsch, E. F., Maniatis, T., 1989. Molecular Cloning a Laboratory Manual (2nd ed). *Cold spring harbor lab press*. USA.
- Sari, V. K., & Murti, R. H., 2015. An Effective Method for DNA Extraction of Mature Leaf of Sapodilla (*Manlikara zapota* L.) van Royen, *Agrivita* 37 (1).
- Saiyad, M. M., & Kumar, S., 2018. Evaluation of maize genotypes for fodder quality traits and SSR diversity. *Journal of Plant Biochemistry and Biotechnology*, 27(1), 78–89. <https://doi.org/10.1007/s13562-017-0418-6>
- Sels, J., Mathys, J., De Coninck, B. M. A., Cammue, B. P. A., & De Bolle, M. F. C., 2008. Plant pathogenesis-related (PR) proteins: A focus on PR peptides. *Plant Physiology and Biochemistry*, 46(11), 941–950. <https://doi.org/10.1016/j.plaphy.2008.06.011>
- Semagn, K., Bjornstad, A., & Ndjioudjop, M. N., 2006. An overview of molecular marker methods for plants. *African Journal of Biotechnology*, 5(25), 2540–2568.
- Stanley, A., Menkir, A., Paterne, A., Ifie, B., Tongoona, P., Unachukwu, N., Meseka, S., Mengesha, W., & Gedil, M., 2020. Genetic diversity and population structure of maize inbred lines with varying levels of resistance to striga hermonthica using agronomic trait-based and snp markers. *Plants*, 9(9), 1–18. <https://doi.org/10.3390/plants9091223>

- Suarni, Aqil, M., 2020. Prospect of specialty maize as functional food to support food diversification in Indonesia. *IOP Conf Ser Earth Environ Sci*, 484:012118.
- Subekti, N. A., Syafruddin, Efendi, R., & Sunarti, S., 2008. Morfologi Tanaman dan Fase Pertumbuhan Jagung. *Balai Penelitian Tanaman Serealia*, 16–28.
- Syahrudin, K., 2022. Laporan Perakitan Jagung Hibrida Menggunakan Teknologi Double Haploid Dan Marka Molekuler. Balai Penelitian Tanaman Serealia Maros, 22-38
- Tanklevska, N., Petrenko, V., Karnaushenko, A., Melnykova, K., 2020. World corn market: analysis, trends and prospects of its deep processing. *Agric Resour Econ* 6 (3): 96-111. DOI: 10.22004/ag.econ.305555.
- Tasma, I.M., Warsun, A., Satyawan, D., Syafruddin., & Martono, B., 2013. Analisis Kekerabatan 50 Aksesori Kelapa Sawit (*Elaeis guineensis* Jacq.) Asal Kamerun Berdasarkan Marka Mikrosatelit. *Jurnal AgroBiogen* 9 (1): 19-27.
- Trentin, H. U., Frei, U. K., & Lübberstedt, T., 2020. Breeding maize maternal haploid inducers. *Plants*, 9(5). <https://doi.org/10.3390/plants9050614>
- Ulhaq, M. A., & Masnilah, R., 2019. Pengaruh Penggunaan Beberapa Varietas dan Aplikasi *Pseudomonas fluorescens* untuk Mengendalikan Penyakit Bulai (*Peronosclerospora maydis*) pada Tanaman Jagung (*Zea mays* L.). *Jurnal Pengendalian Hayati*, 2(1), 1. <https://doi.org/10.19184/jph.v2i1.17131>
- Vathana, Y., Sa, K. J., Lim, S. E., & Lee, J. K., 2019. Genetic diversity and association analyses of Chinese maize inbred lines using SSR markers. *Plant Breeding and Biotechnology*, 7(3), 186–199. <https://doi.org/10.9787/PBB.2019.7.3.186>
- Verma, V., & Aggarwal, R. K., 2019. A New Similarity Measure Based on Simple Matching Coefficient for Improving the Accuracy of Collaborative Recommendations. *International Journal of Information Technology and Computer Science*, 11(6), 37–49. <https://doi.org/10.5815/ijitcs.2019.06.05>
- Watermann, C., Peter, V. K., Wagner, S., Wittekindt, C., Peter, K. J., Baumgart, V. E., Karnati, S., 2016. Step-by-step protocol to perfuse and dissect the mouse parotid gland and isolation of high-quality RNA from murine and human parotid tissue. *Biotechniques*, 60(4):200-3. <https://doi.org/10.2144/000114404>
- Yani, A., Chasani, A. R., & Daryono, B. S., 2022. Genetic diversity of eight maize (*Zea mays*) cultivars from East Nusa Tenggara (Indonesia) based on inter simple sequence repeat markers. *Biodiversitas*, 23(8), 4124–4130. <https://doi.org/10.13057/biodiv/d230833>

Lampiran 1. Hasil Skoring pita DNA Menggunakan 15 Primer SSR Jagung					1	2	3	4	5	6	7	8	9	10	11	12	13	14	15	16	17	18	19	20	21	22	23	24	25	26	27	28	29	30	31	32					
No.	Primer	Letak Kromosom	Jumlah Alel	Ukuran Alel	Mal-03	TY-001	Mal-03/♂TY-001-1-1A-3	Mal-03/♂TY-001-1-1A-4	Mal-03/♂TY-001-1-1B-2	Mal-03/♂TY-001-1-1B-5	Mal-03/♂TY-001-1-3A-3	Mal-03/♂TY-001-1-3B-2	Mal-03/♂TY-001-1-3B-3	Mal-03/♂TY-001-2-2A-3	Mal-03/♂TY-001-2-2A-4	Mal-03/♂TY-001-2-2B-1	Mal-03/♂TY-001-2-2B-2	Mal-03/♂TY-001-2-4A-1	Mal-03/♂TY-001-2-4A-2	Mal-03/♂TY-001-2-4B-1	Mal-03/♂TY-001-2-4B-4	Ty-001/♂Mal-03-2-1A-1	Ty-001/♂Mal-03-2-1A-2	Ty-001/♂Mal-03-2-1A-3	Ty-001/♂Mal-03-2-1A-4	Ty-001/♂Mal-03-2-1A-5	Ty-001/♂Mal-03-2-1B-2	Ty-001/♂Mal-03-2-1B-4	Ty-001/♂Mal-03-2-1B-6	Ty-001/♂Mal-03-2-4A-1	Ty-001/♂Mal-03-2-4A-2	Ty-001/♂Mal-03-2-4A-3	Ty-001/♂Mal-03-2-4B-1	Ty-001/♂Mal-03-2-4B-2	Ty-001/♂Mal-03-2-4B-4	Ty-001/♂Mal-03-2-4B-5					
					1	bnlg1007	1.02	3	114,4	0	0	1	0	1	0	1	1	1	0	1	1	0	1	1	0	0	0	1	1	1	1	1	0	1	0	1	1	1	1	1	1
			2	87,4	1	0	1	1	1	1	1	1	1	1	1	1	1	1	1	1	1	0	1	1	1	1	1	0	1	0	1	1	1	1	1	1	1	1	1		
			1	77,63	0	1	1	0	1	0	1	1	1	0	1	1	0	1	1	0	0	1	1	1	1	1	1	1	1	1	1	1	1	1	1	1	1	1	1		
2	bnlg1025	1.07	3	195,1	0	0	1	0	0	1	0	0	0	1	1	0	0	0	0	0	0	0	0	1	0	0	1	0	1	0	1	0	0	1	0	0	0	0	0		
			2	118	0	1	1	1	0	1	0	1	0	1	1	0	0	1	0	1	0	0	1	1	1	1	0	1	0	1	0	1	0	1	1	0	1	0	0		
			1	110,28	1	0	1	0	1	1	1	0	1	1	1	1	1	0	1	0	1	0	0	0	1	0	1	1	1	1	1	1	1	0	1	1	1	0	1	1	
3	bnlg1258	2.08	3	181,15	0	0	0	0	1	0	0	1	0	1	1	1	0	0	1	1	1	0	0	0	1	1	0	0	1	0	1	0	1	1	1	1	1	1	1		
			2	145,5	0	1	0	0	1	1	1	1	1	1	1	1	1	0	1	1	1	1	0	1	1	1	1	1	1	1	1	1	1	1	1	1	1	1	1	1	
			1	135,6	1	0	1	1	1	0	0	1	0	0	0	1	0	1	1	1	1	1	0	1	0	1	1	0	0	0	0	0	0	0	0	0	1	0	0	0	
4	bnlg1447	3.03	3	224,5	0	0	1	1	0	0	1	1	1	1	0	0	1	1	1	0	0	1	1	0	0	1	0	1	0	0	1	0	0	1	1	0	0	1	1	1	
			2	123,5	0	1	1	1	0	0	1	1	1	1	0	0	1	1	1	0	0	1	1	0	0	1	1	1	1	0	0	1	1	1	1	1	1	1	1	1	
			1	96	1	0	1	1	1	1	1	1	1	1	1	1	1	1	1	1	1	1	1	1	1	1	1	0	1	1	1	1	1	1	1	0	0	1	1	1	
5	dupssr17	3.06	2	88,8	1	1	0	1	1	1	1	1	1	1	1	1	1	1	1	1	1	1	1	1	1	1	1	1	0	1	1	1	1	1	0	1	1	1	1		
			1	73,1	1	0	1	1	1	1	1	1	1	1	0	1	0	1	1	1	1	1	0	0	1	1	0	0	1	1	1	1	1	1	1	1	1	1	1	1	
6	umc2281	4.03	3	280	0	0	1	1	1	1	0	0	0	1	1	1	0	1	1	1	0	1	0	1	1	0	1	1	0	0	1	0	0	1	0	1	0	1	1	1	
			2	200	0	1	1	1	1	1	1	0	0	1	1	1	1	1	1	1	1	1	1	0	1	1	0	1	1	0	1	1	1	0	1	1	0	1	0	1	1
			1	187,75	1	0	1	1	1	1	0	1	1	1	1	1	0	1	1	1	0	1	1	1	1	1	1	1	1	1	0	1	1	1	1	1	1	1	1	1	1
7	bnlg1118	5.07	3	349,6	0	0	1	1	1	1	0	0	0	0	0	0	0	0	0	0	0	0	0	0	0	0	0	1	1	1	0	0	0	0	1	1	1	1	1	1	1
			2	221,77	1	1	1	1	1	1	1	1	1	1	1	1	1	1	1	0	1	0	1	1	1	1	1	1	1	1	1	1	1	0	1	1	1	1	1	1	1
			1	200	0	1	1	1	1	1	1	1	1	0	1	1	1	1	1	1	0	1	0	1	0	0	1	1	1	1	0	1	0	1	0	1	1	1	1	1	1

Lanjutan Lampiran 1. Hasil Skoring pita DNA Menggunakan 15 Primer SSR Jagung					1	2	3	4	5	6	7	8	9	10	11	12	13	14	15	16	17	18	19	20	21	22	23	24	25	26	27	28	29	30	31	32					
No.	Primer	Letak Kromosom	Jumlah Alel	Ukuran Alel	Mal-03	Ty-001	Mal-03/♂Ty-001-1-1A-3	Mal-03/♂Ty-001-1-1A-4	Mal-03/♂Ty-001-1-1B-2	Mal-03/♂Ty-001-1-1B-5	Mal-03/♂Ty-001-1-3A-3	Mal-03/♂Ty-001-1-3B-2	Mal-03/♂Ty-001-1-3B-3	Mal-03/♂Ty-001-2-2A-3	Mal-03/♂Ty-001-2-2A-4	Mal-03/♂Ty-001-2-2B-1	Mal-03/♂Ty-001-2-2B-2	Mal-03/♂Ty-001-2-4A-1	Mal-03/♂Ty-001-2-4A-2	Mal-03/♂Ty-001-2-4B-1	Mal-03/♂Ty-001-2-4B-4	Ty-001/♂Mal-03-2-1A-1	Ty-001/♂Mal-03-2-1A-2	Ty-001/♂Mal-03-2-1A-3	Ty-001/♂Mal-03-2-1A-4	Ty-001/♂Mal-03-2-1A-5	Ty-001/♂Mal-03-2-1B-2	Ty-001/♂Mal-03-2-1B-4	Ty-001/♂Mal-03-2-1B-6	Ty-001/♂Mal-03-2-4A-1	Ty-001/♂Mal-03-2-4A-2	Ty-001/♂Mal-03-2-4A-3	Ty-001/♂Mal-03-2-4B-1	Ty-001/♂Mal-03-2-4B-2	Ty-001/♂Mal-03-2-4B-4	Ty-001/♂Mal-03-2-4B-5					
					8	nc009	6.04	3	235,63	1	0	0	0	0	0	0	0	0	1	0	0	0	0	0	1	0	0	0	1	0	0	0	1	1	1	1	1	1	0	1	1
			2	121,14	1	0	0	0	0	0	0	0	0	1	1	1	1	0	1	0	0	0	1	1	0	0	0	1	1	1	1	1	1	0	1	1	1	1	1		
			1	110,28	1	1	1	1	1	1	1	1	1	1	0	0	1	1	1	1	1	1	1	0	1	1	1	1	1	1	1	1	1	1	1	0	1	1	1		
9	bnlg1740	6.07	3	261,4	0	0	1	1	1	0	0	1	0	0	0	0	0	0	0	1	0	0	0	0	0	1	0	0	0	1	0	0	1	0	0	1	0	1	1		
			2	143,7	0	1	1	1	1	1	0	1	1	0	0	1	1	0	0	1	1	1	0	0	1	1	1	0	0	1	1	1	1	1	0	1	0	1	1		
			1	112,0	1	0	1	1	1	0	1	1	0	1	1	1	0	1	1	1	0	1	1	0	0	1	1	1	1	0	1	0	1	0	1	1	1	1	1		
10	umc2325	7.01	3	109	0	0	1	0	0	1	1	0	1	1	0	1	0	1	0	1	0	1	1	1	1	0	1	0	0	1	1	0	1	1	0	1	0	0	1		
			2	79,09	0	1	1	0	1	1	0	1	1	1	1	1	1	0	1	1	1	1	1	1	1	0	1	1	1	1	1	1	1	1	0	1	1	0	1		
			1	73,27	1	0	1	1	0	1	1	1	1	0	1	0	1	1	1	1	0	1	1	1	1	1	1	1	0	0	1	1	1	1	1	1	0	1	1		
11	bnlg339	7.03	4	200	0	0	1	1	1	1	0	1	1	0	1	0	1	0	0	0	0	0	1	1	1	1	1	1	0	0	1	1	0	0	1	1	0	0	1	1	
			3	137,25	0	1	0	0	0	0	0	0	0	0	1	0	0	0	0	1	0	1	0	0	0	0	0	0	0	1	0	0	0	0	0	0	1	0	0	0	
			2	126,25	1	0	1	1	1	1	1	1	1	0	1	0	1	1	0	1	0	1	0	1	1	1	1	1	1	1	0	1	1	1	1	1	0	1	1	1	
			1	113,09	0	0	0	0	0	0	0	0	0	0	0	0	1	0	0	0	0	0	0	0	0	0	0	0	0	0	0	0	0	0	0	0	0	0	0	0	
12	umc2042	8.01	3	151	0	1	0	0	0	0	1	1	0	0	0	0	1	0	0	0	0	0	1	0	0	0	1	0	0	0	0	0	1	1	1	1	1	1	0	1	
			2	102,57	0	1	1	0	0	0	0	1	1	0	0	0	1	0	1	0	1	0	1	0	0	0	0	0	0	0	0	0	0	0	0	0	1	0	1	0	1
			1	98	1	0	0	1	1	1	1	1	1	1	1	1	0	1	0	1	0	1	1	1	1	1	1	1	1	1	1	1	1	1	1	1	1	1	1	1	
13	phl028	9.01	2	77,2	1	0	1	0	0	0	1	0	1	1	0	1	0	1	0	0	1	0	0	0	0	0	0	0	0	0	0	0	0	0	0	0	0	0	1	0	
			1	72,4	1	1	1	1	1	1	1	1	1	1	1	1	1	1	1	1	1	1	1	1	1	1	1	1	1	1	1	1	1	1	1	1	1	1	1	1	
14	umc2337	9.03	3	163,25	0	0	1	0	0	1	0	0	0	1	0	1	0	1	0	0	0	0	0	1	1	1	1	1	0	0	0	0	1	0	0	0	0	0	0	1	1
			2	131,75	0	1	1	1	1	1	1	1	1	1	1	1	1	1	1	0	0	0	1	1	1	1	1	1	1	1	1	1	1	1	1	1	1	1	1	1	
			1	109	1	0	1	0	0	1	0	0	0	1	0	1	0	1	0	1	1	1	1	0	1	1	1	1	0	0	0	1	0	0	0	1	0	0	0	1	
15	bnlg1655	10.03	3	200,5	0	1	0	0	1	1	0	1	0	0	0	0	0	1	1	1	1	1	0	0	1	1	1	0	1	1	0	0	0	0	0	1	1	1	1	1	
			2	137,55	1	1	1	1	1	1	0	1	0	1	1	1	1	1	1	1	1	1	1	0	1	1	1	1	1	1	1	1	1	0	1	1	1	1	1	1	
			1	109	1	0	0	0	1	1	1	1	1	0	0	0	0	1	1	1	1	1	0	1	1	1	1	0	1	1	0	1	0	1	0	1	1	1	1	1	

Lampiran 2. Prosedur Kerja Penelitian

1. Proses kegiatan deteksi gen PR-1



2. Proses kegiatan untuk analisis keragaman genetik




Pengambilan sampel daun jagung



Proses pencacahansampel



Sampel daun yang sudah dicacah



Hasil gerusan sampel daun jagung



Penggerusan sampel daun jagung



Penimbangansampel daun jagung



Inkubasi daun jagung hasil gerusan



Proses sentrifugasi




Supernatan setelah sentrifugasi



Proses pengeringan pellet DNA



Sentrifugasi pellet DNA



Gendolan pelet DNA




Uji Kualitas dan Kuantitas DNA




Proses pembuatan PCRmix



Proses PCR



Visualisasi pita DNA



Pewarnaan gel



Proses elektroforesis vertikal