

DAFTAR PUSTAKA

- Abdurrohman, & Hadhiwibowo, A. (2019). Penerapan Konsep IoT dalam Budidaya Ikan. *Naratif: Jurnal Nasional Riset, Aplikasi dan Teknik Informatika*, 1(2), 1–6.
- Ali, B., Anushka, & Mishra, A. (2022). Effects of Dissolved Oxygen Concentration on Freshwater Fish: A Review. *International Journal of Fisheries and Aquatic Studies*, 10(4), 113–127. <https://doi.org/10.22271/fish.2022.v10.i4b.2693>
- Atima, W. (2015). BOD dan COD sebagai Parameter Pencemaran Air dan Baku Mutu Air Limbah. *Bioesol: Biology Science and Education*, 4(1), 83. <https://doi.org/10.33477/bs.v4i1.532>
- Ballester-Moltó, M., Sanchez-Jerez, P., Cerezo-Valverde, J., & Aguado-Giménez, F. (2017). Particulate Waste Outflow from Fish-Farming Cages. How Much is Uneaten Feed? *Marine Pollution Bulletin*, 119(1), 23–30. <https://doi.org/10.1016/j.marpolbul.2017.03.004>
- Bertucci, J. I., Blanco, A. M., Sundarrajan, L., Rajeswari, J. J., Velasco, C., & Unniappan, S. (2019). Nutrient Regulation of Endocrine Factors Influencing Feeding and Growth in Fish. *Frontiers in Endocrinology*, 10(83), 1–17. <https://doi.org/10.3389/fendo.2019.00083>
- Berzi-Nagy, L., Mozsár, A., Tóth, F., Gál, D., Nagy, Z., Nagy, S. A., Kerepeczki, É., Antal, L., & Sándor, Z. J. (2021). Effects of Different Fish Diets on the Water Quality in Semi-Intensive Common Carp (*Cyprinus carpio*) Farming. *Water*, 13(9), 1215. <https://doi.org/10.3390/w13091215>
- Butler, B. A., & Ford, R. G. (2018). Evaluating Relationships Between Total Dissolved Solids (TDS) and Total Suspended Solids (TSS) in a Mining-Influenced Watershed. *Mine Water and the Environment*, 37(1), 18–30. <https://doi.org/10.1007/s10230-017-0484-y>
- Chatterjee, N., Pal, A. K., Manush, S. M., Das, T., & Mukherjee, S. C. (2004). Thermal Tolerance and Oxygen Consumption of *Labeo rohita* and *Cyprinus carpio* Early Fingerlings Acclimated to Three Different Temperatures. *Journal of Thermal Biology*, 29(6), 265–270. <https://doi.org/10.1016/j.jtherbio.2004.05.001>
- Cheng, S.-Y., Chen, C.-S., & Chen, J.-C. (2013). Salinity and Temperature Tolerance of Brown-Marbled Grouper *Epinephelus fuscoguttatus*. *Fish Physiology and Biochemistry*, 39(2), 277–286. <https://doi.org/10.1007/s10695-012-9698-x>
- Cho, H. C., Kim, J. E., Kim, H. B., & Baek, H. J. (2015). Effects of Water Temperature Change on the Hematological Responses and Plasma Cortisol Levels in Growing of Red Spotted Grouper, *Epinephelus akaara*. *Development & Reproduction*, 19(1), 19–24. <https://doi.org/10.12717/DR.2015.19.1.019>
- Conde-Sieira, M., & Soengas, J. L. (2017). Nutrient Sensing Systems in Fish: Impact on Food Intake Regulation and Energy Homeostasis. *Frontiers in Neuroscience*, 10(603), 1–21. <https://doi.org/10.3389/fnins.2016.00603>

- Dauda, A. B., Ajadi, A., Tola-Fabunmi, A. S., & Akinwole, A. O. (2019). Waste Production in Aquaculture: Sources, Components and Managements in Different Culture Systems. *Aquaculture and Fisheries*, 4(3), 81–88. <https://doi.org/10.1016/j.aaf.2018.10.002>
- Djaelani, M. A., Kasiyati, K., & Sunarno, S. (2023). Pertambahan Bobot Tubuh, Panjang Tubuh dan Tinggi Tubuh Ikan Nila Merah (*Oreochromis niloticus*) yang Dipelihara Pada Aerasi dan Padat Tebar Berbeda. *Buletin Anatomi Dan Fisiologi*, 8(2), 106–113. <https://doi.org/10.14710/baf.8.2.2023.106-113>
- FAO (Ed.). (2022). *Towards Blue Transformation*. FAO. <https://doi.org/10.4060/cc0461en>
- Fu, Z., Zhou, S., Yu, G., Yang, R., Han, M., & Ma, Z. (2021). Influence of Non-protein Diets on Hepatic Metabolism and Endocrine in Barramundi (*Lates calcarifer*). *Frontiers in Marine Science*, 8, 649747. <https://doi.org/10.3389/fmars.2021.649747>
- Glencross, B., Wade, N., & Morton, K. (2013). *Lates calcarifer* Nutrition and Feeding Practices. In *Biology and Culture of Asian Seabass Lates Calcarifer* (1st ed., pp. 146–186). CRC Press. <https://doi.org/10.1201/b15974-9>
- Harahap, N. A., & Sidik, A. S. (2021). Status Trofik Media Budidaya Ikan Nila (*Oreochromis niloticus*) Sistem Bioflok. *Jurnal Aquawarman*, 7(1), 66–75.
- Hasibuan, S., Pamukas, N. A., Syafridiman, & Sirait, R. (2014). *Perbaikan Kualitas Kimia Tanah Dasar Kolam Podsolik Merah Kuning dengan Pemberian Pupuk Campuran Organik dan Anorganik*.
- Hassan, H. U., Ali, Q. M., Ahmad, N., Masood, Z., Hossain, Md. Y., Gabol, K., Khan, W., Hussain, M., Ali, A., Attaullah, M., & Kamal, M. (2021). Assessment of Growth Characteristics, the Survival Rate and Body Composition of Asian Sea Bass *Lates calcarifer* (Bloch, 1790) Under Different Feeding Rates in Closed Aquaculture System. *Saudi Journal of Biological Sciences*, 28(2), 1324–1330. <https://doi.org/10.1016/j.sjbs.2020.11.056>
- Hassan, H. U., Ali, Q. M., Ahmed, A. E., Gabol, K., Swelum, A. A., Masood, Z., Mushtaq, S., Saeed, Gul, Y., Rizwan, S., Zulfiqar, T., & Siddique, M. A. M. (2024). Growth Performance and Survivability of the Asian Seabass *Lates calcarifer* (Bloch, 1790) Reared Under Hyper-Saline, Hypo-Saline and Freshwater Environments in a Closed Aquaculture System. *Brazilian Journal of Biology*, 84, e254161. <https://doi.org/10.1590/1519-6984.254161>
- Hassan, H. U., Ali, Q. M., Khan, W., Masood, Z., Abdel-Aziz, M. F. A., Shah, M. I. A., Gabol, K., Wattoo, J., Mahmood Chatta, A., Kamal, M., Zulfiqar, T., & Hossain, Md. Y. (2021). Effect of Feeding Frequency as a Rearing System on Biological Performance, Survival, Body Chemical Composition and Economic Efficiency of Asian Seabass *Lates calcarifer* (Bloch, 1790) Reared Under Controlled Environmental Conditions. *Saudi Journal of Biological Sciences*, 28(12), 7360–7366. <https://doi.org/10.1016/j.sjbs.2021.08.031>

- Ilham, M. F., Andayani, S., & Suprastyani, H. (2021). Perbedaan Model Budidaya Terhadap Fluktuasi Kualitas Air untuk Pertumbuhan Udang Vaname (*Litopenaeus vannamei*) Pola Intensif. *Journal of Fisheries and Marine Research*, 5(3), 514–521.
- Insivitatwati, E., Hakimah, N., & Chudlori, M. S. (2022). Effect of Temperature, pH, and Salinity on Body Weight of Asian Seabass (*Lates calcarifer*) at Different Stockings. *IOP Conference Series: Earth and Environmental Science*, 1036(1), 012117. <https://doi.org/10.1088/1755-1315/1036/1/012117>
- Iskandar, R., & Fitriadi, S. (2017). Analisa Proksimat Pakan Hasil Olahan Pembudidaya Ikan di Kabupaten Banjar Kalimantan Selatan. *Ziraa'ah Majalah Ilmiah Pertanian*, 42(1), 65–68. <https://doi.org/10.31602/zmip.v42i1.644>
- Kaewtapee, C., Thongprajukaew, K., Jittanoon, T., Nuntapong, N., Preedaphol, K., & Saekhow, S. (2022). Mixed Feeding Schedule Switching Between High and Low Protein Diets for Asian Seabass (*Lates calcarifer*). *Animal Feed Science and Technology*, 284, 115204. <https://doi.org/10.1016/j.anifeedsci.2022.115204>
- KKP. (2018). *Pemberlakuan PERMEN 32/2016 Demi Perbaikan Tata Kelola Perdagangan Ekspor Ikan Kerapu*. Kementerian Kelautan dan Perikanan Republik Indonesia. <https://kkp.go.id/artikel/7463-kkp-pemberlakuan-permen-32-2016-demi-perbaikan-tata-kelola-perdagangan-ekspor-ikan-kerapu>
- Kodri, M. G. H., & Tancung, A. B. (2010). *Pengelolaan Kualitas Air dalam Budi Daya Perairan*. Rineka Cipta.
- Kong, W., Huang, S., Yang, Z., Shi, F., Feng, Y., & Khatoon, Z. (2020). Fish Feed Quality Is a Key Factor in Impacting Aquaculture Water Environment: Evidence from Incubator Experiments. *Scientific Reports*, 10(1), 187. <https://doi.org/10.1038/s41598-019-57063-w>
- Kustiyarningsih, E., & Irawanto, R. (2020). Pengukuran Total Dissolved Solid (TDS) dalam Fitoremediasi Deterjen dengan Tumbuhan *Sagittaria lancifolia*. *Jurnal Tanah Dan Sumberdaya Lahan*, 7(1), 143–148. <https://doi.org/10.21776/ub.jtssl.2020.007.1.18>
- Lakani, F. B., Sattari, M., & Falahatkar, B. (2013). Effect of Different Oxygen Levels on Growth Performance, Stress Response and Oxygen Consumption in Two Weight Groups of Great Sturgeon *Huso huso*. *Iranian J. of Fisheries Science*, 12(3), 533–549. <https://doi.org/10.22092/ijfs.2018.114297>
- Lembang, M. S., & Kuing, L. (2022). Efektivitas Pemanfaatan Sistem Resirkulasi Akuakultur (RAS) Terhadap Kualitas Air dalam Budidaya Ikan Koi (*Cyprinus rubrofuscus*). *Jurnal Teknologi Perikanan dan Kelautan*, 12(2), 105–112. <https://doi.org/10.24319/jtpk.12.105-112>
- Lyle, K. (2017, September 1). *Sharing Chemistry with the Community: The Solubility and Alkalinity of Ammonia*. Chem 13 News Magazine. <https://uwaterloo.ca/chem13-news-magazine/november-2015/feature/sharing-chemistry-community-solubility-and-alkalinity>

- Mojjada, S. K., Dash, B., Pattnaik, P., Anbarasu, M., & Joseph, I. (2013). Effect of Stocking Density on Growth and Survival of Hatchery Reared Fry of Asian Seabass, *Lates calcarifer* (Bloch) Under Captive Conditions. *Indian Journal of Fisheries*, 60(1), 71–75.
- Mokoginta, I., Suprayudi, M. A., & Setiawati, M. (1995). Kebutuhan Optimum Protein dan Energi Pakan Benih Ikan Gurame (*Asphronemus gouramy* LAc.). *Jurnal Penelitian Perikanan Indonesia*, 1(3), 82–94.
- Nguyen, T. T. T., Foyosal, M. J., Fotedar, R., Gupta, S. K., Siddik, M. A. B., & Tay, C.-Y. (2021). The Effect of Two Dietary Protein Sources on Water Quality and the Aquatic Microbial Communities in Marron (*Cherax cainii*) Culture. *Microbial Ecology*, 82(2), 299–308. <https://doi.org/10.1007/s00248-021-01681-3>
- Noval, M., Handajani, H., & Hariyadi, H. (2019). Effect of Different Stocking Densities on Growth and Survival of Seabass Fish (*Lates calcarifer*) Nursery Phase in Low Salinity. *IJOTA (Indonesian Journal of Tropical Aquatic)*, 2(2), 73–79. <https://doi.org/10.22219/ijota.v2i2.9595>
- Noviana, P., Subandiyono, & Pinandoyo. (2014). Pengaruh Pemberian Probiotik dalam Pakan Buatan Terhadap Tingkat Konsumsi Pakan dan Pertumbuhan Benih Ikan Nila (*Oreochromis niloticus*). *Journal of Aquaculture Management and Technology*, 3(4), 183–190.
- NSW Government. (2021). *Barramundi—Aquaculture Prospects*. <https://www.dpi.nsw.gov.au/fishing/aquaculture/publications/species-freshwater/barramundi-aquaculture-prospects>
- Nurdin, M. I., Yasser, M., Sukasri, A., & Damayanti, J. D. (2022). Efisiensi Penggunaan Bioball dalam Proses Adsorpsi Amonia pada Air Limbah. *Bidang Ilmu Teknik Kimia, Kimia Analisis, Teknik Lingkungan, Biokimia Dan Bioproses*. Prosiding 6th Seminar Nasional Penelitian & Pengabdian Kepada Masyarakat 2022.
- Polakof, S., Panserat, S., Soengas, J. L., & Moon, T. W. (2012). Glucose Metabolism in Fish: A Review. *Journal of Comparative Physiology B*, 182(8), 1015–1045. <https://doi.org/10.1007/s00360-012-0658-7>
- Pratama, A. E., Lumbessy, S. Y. Y., & Azhar, F. (2021). Pengaruh Pemberian Pakan Komersial dengan Campuran Recombinant Growth Hormone (rGH) Pada Budidaya. *Jurnal Kelautan: Indonesian Journal of Marine Science and Technology*, 14(2), 164–174. <https://doi.org/10.21107/jk.v14i2.9719>
- Putra, A. N. (2016). Metabolisme Basal pada Ikan. *Jurnal Perikanan dan Kelautan*, 5(2), 57–65. <https://doi.org/10.33512/jpk.v5i2.1065>
- Rashid, G., Benchetrit, S., Fishman, D., & Bernheim, J. (2004). Effect of Advanced Glycation End-Products on Gene Expression and Synthesis of TNF- α and Endothelial Nitric Oxide Synthase by Endothelial Cells. *Kidney International*, 66(3), 1099–1106. <https://doi.org/10.1111/j.1523-1755.2004.00860.x>

- Ribeiro, F. F., Forsythe, S., & Qin, J. G. (2015). Dynamics of Intracohort Cannibalism and Size Heterogeneity in Juvenile Barramundi (*Lates calcarifer*) at Different Stocking Densities and Feeding Frequencies. *Aquaculture*, *444*, 55–61. <https://doi.org/10.1016/j.aquaculture.2015.03.029>
- Rice, E. W., Bridgewater, L., & Water environment federation (Eds.). (2012). *Standard Methods for the Examination of Water and Wastewater* (22nd Ed). American Public Health Association.
- Siegers, W. H., Prayitno, Y., & Sari, A. (2019). Pengaruh Kualitas Air Terhadap Pertumbuhan Ikan Nila Nirwana (*Oreochromis* sp.) pada Tambak Payau. *The Journal of Fisheries Development*, *3*(2), 95–104.
- Sobrinho Crespo, C., Perianes Cachero, A., Puebla Jiménez, L., Barrios, V., & Arilla Ferreira, E. (2014). Peptides and Food Intake. *Frontiers in Endocrinology*, *5*(58), 1–13. <https://doi.org/10.3389/fendo.2014.00058>
- Suantika, G., Pratiwi, M. I., Situmorang, M. L., Djohan, Y. A., Muhammad, H., & Astuti, D. I. (2016). Ammonium Removal by Nitrifying Bacteria Biofilm on Limestone and Bioball Substrate Established in Freshwater Trickling Biofilter. *Poultry, Fisheries & Wildlife Sciences*, *04*(02). <https://doi.org/10.4172/2375-446X.1000157>
- Swistock, B. (2022, July 26). *Interpreting Water Tests for Ponds and Lakes*. Penn State Extension. <https://extension.psu.edu/interpreting-water-tests-for-ponds-and-lakes>
- Tsuji, M., Abe, H., Hanyuu, K., Kuriyama, I., Tsuchihashi, Y., Tsumoto, K., Nigou, T., Kasuya, T., Katou, T., Kawamura, T., Okada, K., Uji, S., & Sawada, Y. (2014). Effect of Temperature on Survival, Growth and Malformation of Cultured Larvae and Juveniles of the Seven-Band Grouper *Epinephelus septemfasciatus*. *Fisheries Science*, *80*(1), 69–81. <https://doi.org/10.1007/s12562-013-0680-z>
- Vij, S., Purushothaman, K., Gopikrishna, G., Lau, D., Saju, J. M., Shamsudheen, K. V., Kumar, K. V., Basheer, V. S., Gopalakrishnan, A., Hossain, M. S., Sivasubbu, S., Scaria, V., Jena, J. K., Ponniah, A. G., & Orbán, L. (2014). Barcoding of Asian Seabass Across its Geographic Range Provides Evidence for Its Bifurcation Into Two Distinct Species. *Frontiers in Marine Science*, *1*(30), 1–13. <https://doi.org/10.3389/fmars.2014.00030>
- Wang, Y., Ho, I. W.-H., Chen, Y., Wang, Y., & Lin, Y. (2022). Real-Time Water Quality Monitoring and Estimation in AIoT for Freshwater Biodiversity Conservation. *IEEE Internet of Things Journal*, *9*(16), 14366–14374. <https://doi.org/10.1109/JIOT.2021.3078166>
- Weber-Scan, P. K., & Duffy, L. K. (2007). Effects of Total Dissolved Solids on Aquatic Organisms: A Review of Literature and Recommendation for Salmonid Species. *American Journal of Environmental Sciences*, *3*(1), 1–6. <https://doi.org/10.3844/ajessp.2007.1.6>
- Windarto, S., Hastuti, S., Subandiyono, Nugroho, R. A., & Sarjito. (2019). Performa Pertumbuhan Ikan Kakap Putih (*Lates calcarifer* Bloch, 1790) yang

- Dibudidayakan dalam Sistem Keramba Jaring Apung (KJA). *Jurnal Sains Akuakultur Tropis*, 3(1), 56–60.
- Yanto, H., Setiadi, A., & Kurniasih, D. (2019). Pengaruh Tingkat Karbohidrat Berbeda dalam Pakan Terhadap Kinerja Pertumbuhan Ikan Tengadak (*Barbonymus schawenfeldii*). *Jurnal Ruaya : Jurnal Penelitian Dan Kajian Ilmu Perikanan Dan Kelautan*, 7(2), 39–46. <https://doi.org/10.29406/jr.v7i2.1468>
- Yaqin, M. A., Santoso, L., & Saputra, S. (2018). Pengaruh Pemberian Pakan dengan Kadar Protein Berbeda terhadap Performa Pertumbuhan Ikan Kakap Putih (*Lates calcarifer*) di Keramba Jaring Apung. *Jurnal Sains Teknologi Akuakultur*, 2(1), 12–19.
- Yu, W. Z. (2019). *Study on Inflammation and Glycolipid Metabolism Disorders Induced by Advanced Glycation End Products (AGEs)* [Master's Thesis]. Shanghai Ocean University.
- Zaidy, A. B., Nurmalia, N., & Kasmawijaya, A. (2022). Pengaruh Pemberian Pakan Protein Rendah Terhadap Kualitas Air, Profil Darah dan Performa Produksi Ikan Patin (*Pangasianodon hypophthalmus*). *Jurnal Salamata*, 3(2), 38. <https://doi.org/10.15578/salamata.v3i2.11261>
- Zhang, S.-Y., Li, G., Wu, H.-B., Liu, X.-G., Yao, Y.-H., Tao, L., & Liu, H. (2011). An Integrated Recirculating Aquaculture System (RAS) for Land-Based Fish Farming: The Effects on Water Quality and Fish Production. *Aquacultural Engineering*, 45(3), 93–102. <https://doi.org/10.1016/j.aquaeng.2011.08.001>
- Zheng, L., Wang, Z., Zhang, B., Yan, L., Wang, P., Zhao, C., Lin, H., Qiu, L., & Zhou, C. (2023). Effects of High Dietary Carbohydrate Levels on Growth Performance, Enzyme Activities, Expression of Genes Related to Liver Glucose Metabolism, and the Intestinal Microbiota of *Lateolabrax maculatus* Juveniles. *Fishes*, 8(9), 431. <https://doi.org/10.3390/fishes8090431>

LAMPIRAN**Lampiran 1.** Laju Pertumbuhan Spesifik (SGR)

Perlakuan	Bobot Awal (g)	Bobot Akhir (g)	SGR (%)
A1	0,1120	0,0900	-1,09
A2	0,0970	0,0750	-1,29
A3	0,0890	0,0933	0,24
B1	0,1540	1,1940	10,24
B2	0,1600	1,2060	10,10
B3	0,1680	0,8425	8,06
C1	0,2700	1,2394	7,62
C2	0,2780	1,3260	7,81
C3	0,2700	0,5490	3,55


Lampiran 2. Tingkat Kelangsungan Hidup (SR)

Perlakuan	Jumlah Ikan Awal (ekor)	Jumlah Ikan Akhir (ekor)	SR (%)
A1	28	5	17,86
A1	28	13	46,43
A3	28	10	35,71
B1	28	28	100
B2	28	28	100
B3	28	28	100
C1	28	28	100
C2	28	26	92,86
C3	28	28	100


Lampiran 3. Pengukuran Kualitas Air Pada Awal Pemeliharaan

Perlakuan	Parameter Kualitas Air		
	DO (mg/L)	pH	Suhu Air (°C)
A1	5,4	7,4	27,8
A2	5,2	7,3	27,8
A3	5,1	7,3	27,8
B1	5,0	7,3	27,8
B2	5,1	7,2	27,7
B3	5,0	7,2	27,8
C1	4,9	7,2	27,7
C2	5,0	7,2	27,8
C3	5,0	7,1	27,7


Lampiran 4. Dokumentasi Penelitian



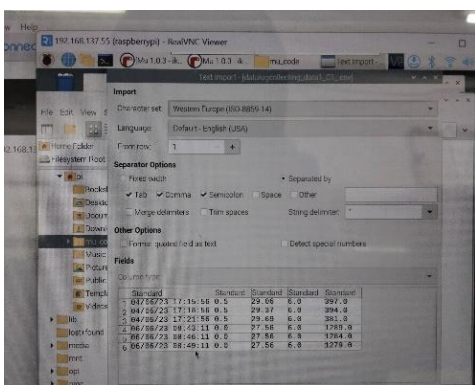
Kalibrasi Sensor




Instalasi Arduino Uno



Uji Coba Sensor



Percobaan Collecting Data




Aklmatisasi Larva



Running Sensor



Penimbangan Bobot Larva



Penimbangan Pakan




Penebaran Larva




Pembersihan Filter



Penambahan Air



Penyiponan



Pengecekan Ikan yang Mati