

DAFTAR PUSTAKA

- Adetunji, A.E., Adetunji, T.L., Varghese, B., Sershen. and Pammenter, N.W. 2021. Oxidative stress, ageing and methods of seed invigoration: an overview and perspectives. *Agronomy*. 11(12), 1-27. <https://doi.org/10.3390/agronomy11122369>
- Adin, A., Firdaus, R., Haerudin, H., Rokhman, F. and Harpenas, A. 2023. A review: tss (true shallot seed) development in indonesia and its health benefit. *Seaveg Absr.* 23, 208-223. https://doi.org/10.2991/978-94-6463-028-2_24
- Agricultural Research and Development Agency, 2007. Prospects and directions of shallots agribusiness development red. Ministry of Agriculture, South Jakarta.
- Alloway, J.B. 2008. Zinc in soils and crop nutrition, 2nd ed., published by IZA and IFA Brussels, Belgium and Paris, France, p 135
- Aprilia, I.A., Maharijaya, Sobir. Dan Wiyono, S., 2020. Keragaman genetik dan ketahanan terhadap penyakit layu fusarium (*Fusarium oxysporum* f. sp 85 cepae) bawang merah (*Allium cepa* L. Var. *Aggregatum*) Indonesia. *J. Horti. Ind.* 11(1), 32-40.
- Balikai, M.V., Biradarpatil, N.K., Hosamani, J. and Biradar, M.S., 2019. Identification of suitable vigour test for onion (*Allium cepa* L.) seeds. *Int. J. Chem. Studies.* 7(6), 552-556.
- Brar, N.S., Kaushik, P and Dudi, B.S. 2019. Assessment of natural ageing related physio-biochemical changes in onion seed. *Agriculture.* 9(163), 2-15.
- Brar, N.S., Kaushk, P. and Dudi B.S., 2020. Effect of seed *priming* treatment on the physiological quality of naturally aged onion (*Allium cepa* L.) seeds. *Appl. Ecol. Environ. Res.* 18(1), 894-862.
- Broadley, M., Brown, P., Cakmak, I., Rengel, Z. and Zhao, F. 2012. Function of nutrients: micronutrients. In: Marschner, P. (Ed.), *Marschner'S Mineral Nutrition of Higher Plants*, third edn. Academic Press, London, pp, 191–248. <https://doi.org/10.1016/B978-0-12-384905-2.00007-8>
- Bryksová, M., Hybenová, A., Hernández, A.E., Novák, O., Pencík, A., Spíchal, L., De Diego, N. and Doležal, K., (2020). Hormopriming to mitigate abiotic stress effects: a case study of N9 -substituted cytokinin derivatives with a fluorinated carbohydrate moiety. *Front Plant Sci.* 11, 599228. <https://doi.org/10.3389/fpls.2020.599228>
- Cakmak, I. 2008. Enrichment of cereal grains with zinc: agronomic or genetic biofortification?. *Plant Soil.* 302,1–17. <http://dx.doi.org/10.1007/s11104-007-9466-3>
- Cakmak, I., Brown, P., Colmenero-Flores, J. M., Husted, S., Kutman, B. Y., Nikolic, M., Rengel, Z., Schmidt, S. B. and Zhao, F.J. 2023. Micronutrients. *Nutr. Physiol.* 283-385. <https://doi.org/10.1016/B978-0-12-819773-8.00017-4>
- Cakmak, I., Marschner, H., Bangerth, F. 1989. Effect of zinc nutritional status on growth, protein metabolism and levels of indole-3-acetic acid and other phytohormones in bean (*Phaseolus vulgaris* L.). *J. Exp. Bot.* 40(3):405–412. <https://doi.org/10.1093/jxb/40.3.405>
- Cennawati, Syam'un, E. and Haring, F., 2023. Evaluation of beneficial fungus on production, pest, and disease incidence in shallot. *Int. J. Life Sci. Agr. Res.* 02(05), 63-70.
- Central Bureau statistics of indonesia. 2023. Online: <https://www.bps.go.id/publication.html>

- Chimento, Jose L.T., Cavali, G.O., de Santos T. and Dornales, A.G. 2020. Quality of tomato seedlings produced in substrates. *Pesquisa Agropecu. Gaucha*. 26(1), 319-331. <https://doi.org/10.36812/pag.2020261319-331>
- Choukri, M., Abouabdillah, A., Bouabid, R., Abd-Elkader, O.H., Pacioglu, O., Boufahja, F. and Bouriou, M. 2022. Zn application through seed *priming* improves productivity and grain nutritional quality of silage corn. *Saudi J. Bio. Sci.* 29, 1-9. <https://doi.org/10.1016/j.sjbs.2022.103456>
- Damalas, C.A., Koutroubas, S.D. and Fotiadis, S., 2019. Hydro-priming effects on seed germination and field performance of faba bean in spring sowing. *Agriculture*. 9, 201. <https://doi.org/10.3390/agriculture9090201>
- D'angiulillo, F., Mammano, M.M. and Fascella, G. 2018. Pigments, polyphenols and antioxidant activity of leaf extracts from four wild rose species grown in Sicily. *Not. Bot. Horti. Agrobo.* 46(2), 402-409. Doi: 10.15835/nbha46211061
- Dangtata, I.J., 2014. Bulb moisture, ash and dry matter contents of onion provenances in northern bauchi, Nigeria. *Asian J. Appl. Sci.* 2(3), 368-374.
- Delsen, M.S.N.V., Wattimena, A.Z. and Saputri, S.D. 2017. Penggunaan metode analisis komponen utama untuk mereduksi faktor-faktor inflasi di kota Ambon. *J. Ilmu Mat. Ter.* 11(2), 109-118.
- Dobrikova, A., Apostolova, E., Hanć, A., Yotsova, E., Borisova, P., Sperdouli, I., Adamakis, I.S. and Moustakas, M. 2021. Tolerance mechanisms of the aromatic and medicinal plant (*Salvia sclarea* L.) to excess zinc. *Plants*. 10(2), 194.
- Doolette, C.L., Read, T.L., Li, C., Scheckel, K.G., Donner, E., Kopittk, P.M., Schjoerring, J.K. and Lombi, E. 2018. Foliar application of zinc sulphate and zinc-EDTA to wheat leaves: differences in mobility, distribution, and speciation. *J. Exp. Bot.* 69(18), 4469–4481. doi.org/10.1093/jxb/ery236
- Elias, S.G. and Copeland, L.O. 1994. The effect of storage conditions on canola (*Brassica napus* L.) seed quality. *J. Seed Techno.* 18(1), 21–29.
- Ender, C., Li, M.Q., Martin, B., Povh, B., Nobiling, R. and Reiss, H.D. 1983. Demonstration of polar zinc distribution in pollen tubes of (*Lilium longiflorum*) with the heidelberg proton microprobe. *Protoplasma*. 116: 201-203. <https://doi.org/10.1007/BF01279839>
- Eshkab, I.A. and Harris, P.J.C. 2020. Seed *Priming*: Factors affecting efficacy. *Int. Rev. Basic. Appl. Sci.* 8, 31-53.
- FAO. 2006. seed and seed quality: technical information for fao emergency staff; fao seed and plant genetic resources service: Rome, Italy.
- Fariad, M., Syam'un, E. and Mantja, K. 2023. Survival rate, disease incidence, and yield of shallots by seed *priming* and application of tithonia compost enriched with *Gliocladium virens*. *Int. J. Life Sci. Agr. Res.* 2(5), 57-62. <https://doi.org/10.55677/ijlsar/V02105Y2023-03>
- Farooq, M., Romdhane, L., Rehman, A., Al-Alawi, A.K.M., Al-Busaidi, W.M., Asad, S.A. and Lee, D.J. 2020. Integration of seed *priming* and biochar application improves drought tolerance in cowpea. *J. Plant Growth Regul.* 1-9. <https://doi.org/10.1007/s00344-020-10245-7>.
- Farooq, M., Usman, M., Nadeem, F., Rehman, H.U., Wahid, A., Basra, S.M.A. and Siddique, K.H.M., 2019. Seed *priming* in field crops: potential benefits, adoption and challenges. *Crop. Pasture Sci.* 70(9), 731-771.

- Farooq, M.A., Zhang, X., Zafar, M.M., Ma, W. and Zhao, J. 2021. roles of reactive oxygen species and mitochondria in seed germination. *Front. Plant Sci.* 12(781734). <https://doi.org/10.3389/fpls.2021.781734>
- Finch-Savage, W.E. and Bassel, G.W. 2016. Seed vigor and crop establishment: extending performance beyond adaptation. *J. Exp. Bot.* 67(3), 567–591. <https://doi.org/10.1093/jxb/erv490>
- Fongfon, S., Prom-U-Thai, C., Pusadee, T. and Jamjod, S. 2021. Responses of purple rice genotypes to nitrogen and zinc fertilizer application on grain yield, nitrogen, zinc, and anthocyanin concentration. *Plants.* 10, 1-13.
- Freitas, M.N., Guerra, M.B.B., Adame, A., Moraes, T.F., Junior, J.L., Pérez, C.A., Abdala, D.B. and Cicero, S.M. 2020. A first glance at the micro-zno coating of maize (*Zea mays* L.) seeds: a study of the elemental spatial distribution and zn speciation analysis. *J. Anal. At. Spectrom.* 35, 3021–3031. <https://doi.org/10.1039/D0JA00282H>
- Genç, E. and Turfan, N. 2023. Effects of Cd and Zn treatments on leaf chemical compounds of japanese barberry (*Berberis thunbergii*), boxwood (*Buxus sempervirens* var. *rotundifolia*), and gold tassel (*Euonymus japonica* var. *aurea*) species. *J. Inst. Sci. Technol.* 13(2), 815-829. DOI: 10.21597/jist.1162980
- Groot, S.P.C., Surki, A.A., de Vos, R.C. and Kodde, J. 2012. Seed storage at elevated partial pressure of oxygen, a fast method for analysing seed ageing under dry conditions. *Ann. Bot.* 110, 1149–1159. <https://doi.org/10.1093/aob/mcs198>
- Gupta, D.K., Palma, J.M. and Corpas, F.J. 2016. Redox state as a central regulator of plant-cell stress responses. Berlin/Heidelberg, Germany: Springer International Publishing pp.386.
- Hacisalihoglu and Gokhan. 2020. Zinc (Zn): the last nutrient in the alphabet and shedding light on zn efficiency for the future of crop production under suboptimal zn. *Plant Basel.* 9(11), 1-9. doi.org/10.3390/plants9111471
- Harris, D., Rashid, A., Miraj, G., Arif, M. and Yunas, M. 2008. 'On-farm' seed priming with zinc in chickpea and wheat in Pakistan. *Plant Soil.* 306(1), 3–10. <https://doi.org/10.1007/s11104-007-9465-4>
- Hassan, U.M., Aamer, M., Chattha, U.M., Haiying, T., Shahzad, B., Barbanti, L., Nawaz, M., Rasheed, A., Afzal, A., Liu, Y. and Guoqin, H. 2020. The critical role of zinc in plants facing the drought stress. *Agriculture.* 10(9)396, 1-20. <https://doi.org/10.3390/agriculture10090396>
- He, F., Mu, K., Yan, G.L., Liang, N.N., Pan, Q.H., Wang, J. And Duan, C.Q. 2010. Biosynthesis of antosianins and their regulation in colored grapes. *Molecules,* 15, 9057–9091.
- Hiremath, U., Vasudevan, S.N. and Bhanuprakash, K. 2018. Investigations on seed viability and vigor during seed ageing in onion (*Allium cepa* L.) cv bellary red. *Environ. Ecol.* 36(2), 514-519.
- Hourston, J.E., Pérez, M., Gawthrop, F., Richards, M., Steinbrecher, T. And Leubner-Metzger, G. 2020. The effects of high oxygen partial pressure on vegetable allium seeds with a short shelf-life. *Planta.* 251(105), 1-9. <https://doi.org/10.1007/s00425-020-03398-y>
- Imran, M., Mahmood, A., Neumann, G. and Boelt, B. 2021. Zinc seed priming improves spinach germination at low temperature. *Agriculture.* 11(271), 1-12. <https://doi.org/10.3390/agriculture11030271>

- Johnson, S.E., Lauren, J.G., Welch, R.M. and Duxbury, J.M. 2005. A comparison of the effects of micronutrient seed *priming* and soil fertilization on the mineral nutrition of chickpea (*Cicer arietinum*), lentil (*Lens culinaris*), rice (*Oryza sativa*) and wheat (*Triticum aestivum*) in Nepal. Cambridge University Press, New York, USA, pp. 427–448.
- Kassa. and Awoke., 2018. Evaluation of yield and yield components of onion (*Allium cepa* L.) under hatseva condition. Int. J. Agr. Inn. Res. 7(1), 50-58.
- Kementerian Pertanian, 2022. Info teknologi: prolige teknologi melipatgandakan populasi bawang merah. <https://www.pustaka.setjen.pertanian.go.id>. Diakses pada 22 April 2022.
- Khan, F., Hussain, S., Khan, S. and Geng, M., 2020. Seed priming improved antioxidant defense system and alleviated Ni-induced adversities in rice seedlings under N, P, or K deprivation. Front Plant Sci. 11, 565647. <https://doi.org/10.3389/fpls.2020.565647>
- Kirgeç, Y., Batı-Ay, E. and Açıkgöz, M.A. 2023. The effects of foliar salicylic acid and zinc treatments on proline, karotenoid, and chlorophyll content and anti-oxidant enzyme activity in galanthus elwesii hook. Horticulturae. 9(1041). <https://doi.org/10.3390/horticulturae9091041>
- Kirschbaum, M.U.F. 2011. Does enhanced photosynthesis enhance growth? lessons learned from co2 enrichment studies. Plant Physiol. 155(1), 117-24. doi: 10.1104/pp.110.166819.
- Kitagishi, K. and Obata, H. 2012. Effects of zinc deficiency on the nitrogen metabolism of meristematic tissues of rice plants with reference to protein synthesis. Soil Sci. Plant Nutr. 32(3), 397-405. <https://doi.org/10.1080/00380768.1986.10557520>
- Kolencik, Marek, D., Ernst, M., Urík, L., Durišov, M., Bujdoš, M., Šebesta, E., Dobrocka, S., Kšinan, R., Illa, Y., Qian, H., Feng, I., Cerný, V., Holíšová. and Kratošová, G., 2020. Foliar application of low concentrations of titanium dioxide and zinc oxide nanoparticles to the common sunflower under field conditions. Nanomaterials. 10(1619), 1-20.
- Kumar, R.J., Pandey, S. and Bose, B. 2021. Seed *priming* with Mg(NO₃)₂ and ZnSO₄ salts triggers physio-biochemical and antioxidant defense to induce water stress adaptation in wheat (*Triticum aestivum* L.). Plant Stress. 2(100037), 1-12. <https://doi.org/10.1016/j.stress.2021.100037>
- Kumar, Sunil, Sudipta B., Anjali A., Sandeep K.L. and Bhoopal S.T., 2021. Identification of the best germination indice represents seed quality status in unaged and aged onion seeds. Int. J. Current Microbiol. Appl. Sci. 10(2), 76-85.
- Lazim, Khairi, S. and Ramadhan, M.N., 2019. Mathematical expression study of some germination parameters and the growth by presowing wheat seeds 88 treatment with a static magnetic field and ammonium molybdate. Plant Archiv. 9(2), 2294-2300.
- Li, Y., Zhang, Y., Shi, D., Liu, X., Qin, J., Ge, Q., Xu, L., Pan, X., Li, W., Zhu, Y. and Xu, J. 2013. Spatial-temporal analysis of zinc homeostasis reveals the response mechanisms to acute zinc deficiency in *Sorghum bicolor*. New Phytol. 200(4),1102-1115. <https://doi.org/10.1111/nph.12434>
- Lopez-Millan, A.F., Ellis, D.R. and Grusak, M.A. 2005. Effect of zinc and manganese supply on the activities of superoxide dismutase and carbonic anhydrase in medicago truncatula wild type and raz mutant plants. Plant Sci. 168(4), 1015–1022. <https://doi.org/10.1016/j.plantsci.2004.11.018>

- Makhziah, Moeljani, I.R. dan Santoso, J., 2019. Diseminasi teknologi true seed of shallot dan umbi mini bawang merah di Karangploso, Malang, Jawa Timur. *J. Ilmiah Peng. Masy.* 5(3), 165-172.
- Małecka, A., Ciszewska, L., Staszak, A. and Ratajczak, E. 2021. Relationship between mitochondrial changes and seed aging as a limitation of viability for the storage of beech seed (*Fagus sylvatica* L.). *Peerj.* 9(e10569), 1-13. <http://doi.org/10.7717/peerj.10569>
- Mantja, K., Syam'un, E. and Fariad, M., 2023. Seed *priming* using moringa leaf extract and application of tithonia compost on shallot growth. *Indo J. Agron.* 51(2), 146-154.
- Maret, W. 2019. The redox biology of redox-inert zinc ions. *Free Radic. Bio. Medic.* 134, 311-326. <https://doi.org/10.1016/j.freeradbiomed.2019.01.006>
- Massai, R. 2018. Multiple consequences induced by epidermally-located antosianins in young, mature and senescent leaves of prunus. *Frontiers in Plant Sci.* 9(917), 1–16.
- Maylani, E.D. and Wardhana, W., 2019. The effect of leaf surface character on the ability of water hyacinth, eichhornia crassipes (mart.) solms. to transpire water. *IOP Conference Series: Mat. Sci. Engin.* 902, 1-7.
- McCall, K.A., Huang, C.C. and Fierke, C.A. 2000. Function and mechanism of zinc metalloenzymes. *J. Nutr.* 130, 1437S-1446S.
- Muhidin, Syam'un, E., Kaimuddin, Musa, Y., Sadimantara, G., Usman. and Rakian, T. 2018. The effect of shade on chlorophyll and antosianin content of upland red rice. *Int. Conf. Agr. Environ. Food Sec.* 2–6.
- Natasha, N., Shahid, M., Bibi, I., Iqbal, J., Khalid, S., Murtaza, B., ... Hammad, H.M. 2021. Zinc in soil-plant-human system: A data-analysis review. *Sci. Total Environ.* 808(152024).
- Noman, A., Aqeel, M., Khalid, N., Islam, W., Sanauallah, T., Anwar, M., ... Lou, Y. 2019. Zinc finger protein transcription factors: Integrated line of action for plant antimicrobial activity. *Microb. Pathog.* 132, 141-149.
- Ozturk, L., Yazici, M.A., Yucel, C., Torun, A., Cekic, C. and Bagci, A. 2006. Concentration and localization of zinc during seed development and germination in wheat. *Physiol Plant.* 128(1), 144-152. <https://doi.org/10.1111/j.1399-3054.2006.00737.x>
- Pagano, A., Macovei, A., Xia, X., Padula, G., Hołubowicz, R. and Balestrazzi, A., 2023. Seed *priming* applied to onion-like crops: state of the art and open questions. *Agronomy.* 13(288), 1-15.
- Pagano, A., Macovei, A. and Balestrazzi, A., 2023. Molecular dynamics of seed priming at the crossroads between basic and applied research. *Plant Cell Reports.* 42, 657–688.
- Pangestuti, R., Sulistyaningsih, E., Kurniasih, B. and Murti, R.H., 2021. Improving seed germination and seedling growth of true seed shallot (tss) using plant growth regulator seed *priming*. *IOP Conf. Series: Earth. Environ. Sci.* 883(012024).
- Park, S., Steen, C.J., Lyska, D., Fischer, A.L., Endelman, B., Iwai, M., Niyogi, K.K. and Fleming, G.R. 2019. Chlorophyll-carotenoid excitation energy transfer and charge transfer in nanochloropsis oceanica for the regulation of photosynthesis. *Proceed. Nation. Academy Sci. USA.* 116 (9), 3385- 3390.
- Pawar, V.A. and Laware, S.L., 2018. Seed *priming*: a critical review. *Int. J. Sci. Res. Bio. Sci.* 5(5), 094-101.

- Pehlivan, F.E. 2017. Free radicals and antioxidant system in seed biology. in advances in seed biology; Jimenez-Lopez, J.C., Ed.; InTech: London, UK. pp, 167-183. <http://dx.doi.org/10.5772/intechopen.70837>
- Pereira, D.E.S.A., Oliveira, C.H., Fraceto, F.L. and Santaella, C. 2021. Nanotechnology potential in seed *priming* for sustainable agriculture. *Nanomaterials*. 11(2), 1-28. <https://doi.org/10.3390/nano11020267>
- Piccolo, E.L., Landi, M., Pellegrini, E., Agati, G., Giordano, C., Giordani, T., D'angiulillo, F., Mammano, michele, massimo. and Fascella, G. 2018. Pigments, polyphenols and antioxidant activity of leaf extracts from four wild rose species grown in sicily. *Not Bot Horti Agrobo*, 46(2), 402–409.
- Poudel, P., Gioia, D.F., Lambert, J.D. and Connolly, E.L. 2023. Zinc biofortification through seed nutri-*priming* using alternative zinc sources and concentration levels in pea and sunflower microgreens. *Front. Plant Sci.* 14(1177844). <https://doi.org/10.3389/fpls.2023.1177844>
- Prihardini. 2023. Atasi permasalahan produksi dan pembenihan bawang merah. <https://www.brin.go.id>. 10 Maret 2023. Website www.brin.go.id [accessed 09 Month Year]
- Priyantono, E., Purwanto, Y.A. dan Sobir., 2018. Penyimpanan dingin bawang merah (*Allium ascalonicum* L.) varietas bima brebes, tajuk, dan bali karet. *Warta IHP*. 33(1), 32-38.
- Putri, F., Aziz, S.A., Andarwulan, N., Melati, M. and Suwanto. 2021. Leaf pigment, phenolic content, and production of green shallot of five different shallot varieties. *Planta Tropika: J. Agr. Sci.* 9(1), 48-57. DOI: 10.18196/pt.v9i1.8045
- Putri, R.W., Syam'un, E. and Ulfa, F. 2024. Exogenous zinc application and generative traits of three local shallot varieties. *Hayati J. Biosci.* 30(1), 94-101. DOI:10.4308/hjb.31.1.94-101
- Ranganathan, U. and Groot, S.P.C. 2022. Longevity and seed damage. in: seed science and technology. Springer Nature Singapore Pte Ltd, pp 91-108.
- Raza, A., Tahir, M.A., Noor-Us-Sabah, Shah, S.H., Sarwar, G. and Manzoor, M.Z. 2023. Seed *priming* with zinc ion on growth performance and nutrient acquisition of maize in aridisols. *Pak. J. Bot.* 55(4), 1365-1374.
- Rehman, A., Farooq, M., Asif, M. and Ozturk, L. 2019. Supra-optimal growth temperature exacerbates adverse effects of low zn supply in wheat. *J. Plant Nutr. Soil Sci.* 182(4), 656–666. <https://doi.org/10.1002/jpln.201800654>
- Rehman, A., Farooq, M., Naveed, M., Nawaz, A. and Shahzad, B. 2018b. Seed *priming* of zn with endophytic bacteria improves the productivity and grain biofortification of bread wheat. *Eur. J. Agron.* 218, 98–107. <https://doi.org/10.1016/j.eja.2018.01.017>
- Rehman, A., Farooq, M., Naveed, M., Ozturk, L. and Nawaz, A. 2018c. Pseudomonas-aided zinc application improves the productivity and biofortification of bread wheat. *Crop Pasture Sci.* 69(7), 659–672. <https://doi.org/10.1071/CP17441>
- Rehman, A., Farooq, M., Ozturk, L., Asif, M. and Siddique, K.H.M. 2018a. Zinc nutrition in wheat-based cropping systems. *Plant Soil.* 422(1-2), 283–315. <https://doi.org/10.1007/s11104-017-3507-3>
- Rhaman, M.S.F., Rauf, S.S., Tania. and Khatun, M., 2020. Seed *priming* methods: application in field crops and future perspectives. *Asian J. Res. Crop Sci.* 5(2), 8-19.

- Rudani, Komani, V., Patel and Prajapati, K. 2018. The importance of zinc in plant growth. *Int. Rsh. J. Natur. Appl. Sci.* 5, 38-48.
- Rudani, Komani, V., Patel. and Prajapati, K., 2018. The importance of zinc in plant growth. *Int. Rsh. J. Natur. Appl. Sci.* 5(2), 38-48.
- Sałata, A., Nurzyńska-Wierdak, R., Kalisz, A. and Moreno-Ramón, H. 2022. Impacts of alexandrian clover living mulch on the yield, phenolic content, and antioxidant capacity of leek and shallot. *Agronomy*. 2602, 1-16. <https://doi.org/10.3390/agronomy12112602>
- Saleem, M.H., Usman, K., Rizwan, M., Jabri, H.A. and Alsafran, M. 2022. Functions and strategies for enhancing zinc availability in plants for sustainable agriculture. *Front. Plant Sci.* 13, 1-13. doi. org/10.3389/fpls.2022.1033092
- Saranya, N., Renugadevi, J., Raja, K., Rajashree, V. and Hemalatha, G., 2017. Seed *priming* studies for vigour enhancement in onion co onion (5). *J. Pharma. Phyto.* 6(3), 77-82.
- Sasaki, H., Hirose, T., Watanabe, Y. And Ohsugi, Y. 1998. Carbonic anhydrase activity and co₂-transfer resistance in zn-deficient rice leaves. *Plant Physiol.* 118, 929934.
- Schober, P., Boer, C. and Schwarte, L. 2018. Correlation coefficient: appropriate use and interpretation. *Anesthesia and Analgesia.* 126(5), 1763-1768.
- Seddigh, M., Hossein, A., Gofarmanesh, K. and Ghasemi, S. 2016. The effectiveness of seed *priming* with synthetic zinc-amino acid chelates in comparison with soil-applied ZnSO₄ in improving yield and zinc availability of wheat grain. *J. Plant Nutr.* 39(3), 417–427.
- Seethepalli, Anand, K., Dhaka, M., Griffiths, H., Guo, G.T., Freschet. dan York, L.M., 2021. Rhizovision explorer: open-source software for root image nalysis and measurement standardization. *AoB Plants.* 13(6), 1-15.
- Sembiring, Asma, R., Rosliani, S., Simatupang, P.E.R., Prahardini. dan Rustini, S., 2018. Kelayakan finansial produksi true shallot seed di Indonesia (studi kasus: Sumatera Utara, Jawa Timur, dan Jawa Tengah). *J. Horti.* 28(2), 289-298.
- Semida, W.M., Abdelkhalik, A., Mohamed, G.F., Abd El-Mageed, T.A., Abd El-Mageed, S.A., Rady, M.M. and Ali, E.F., 2021. Foliar application of zinc oxide nanoparticles promotes drought stress tolerance in eggplant (*Solanum melongena* L.). *Plants.* 10(421), 1-17.
- Sharma, C.P., Sharma, P.N., Bisht, S.S. and Nautiyal, B.D. 1982. Zinc deficiency induced changes in cabbage. In: Scaife, A. (Ed) *Proceedings of the Ninth Plant Nutrition Colloquium*, Warwick, England, Commonwealth Agricultural Bureau, Farnham Royal, UK, pp 601-606.
- Sharma, M. and Singh, Y. 2018. Effect of foliar application of zinc sulphate on onion. *J Krishi Vigyan.* 6(2), 43-45. DOI:10.5958/2349-4433.2018.00028.4
- Singh, B., Natesan, S.K.A., Singh, B.K. and Usha, K. 2005. Improving zinc efficiency of cereals under zinc deficiency. *Curr. Sci.* 88(1), 36–44.
- Solanki, P., Jain, P.K., Prajapati, S., Raghuwanshi, N., Khandait, R.N. and Patel, S. 2015. Genetic analysis and character association in different genotypes of onion (*Allium cepa* L.). *Int. J. Agric. Environ Biotechnol.* 8(4), 783-793. <https://doi.org/10.5958/2230-732X.2015.00087.X>
- Solanki, V.P.S., Singh, J. and Singh, V. 2018. Effect of zinc and boron nutrition on productivity and uptake of nutrients in onion (*Allium cepa*). *Ann. Plant Soil Res.* 20(2), 214–217.

- Tanjung, K. A., Siregar, L. A. M., & Damanik, R. I. M. (2022). Improving of true shallot seeds germination by the application of plant growth regulators and osmoconditioning treatment. IOP Conf. Series: Earth. Environ. Sci. 951: 1-13. <https://doi.org/10.1088/1755-1315/951/1/012065>
- Thirusendura, S.D. and Saraswathy, S. 2018. Seed viability, seed deterioration and seed quality improvements in stored onion seeds: a review. J. Hortic. Sci. Biotechnol. 93(1), 1–7. <https://doi.org/10.1080/14620316.2017.1343103>
- Triyadi, D., Wahyuni, A., Hakim, N. A. and Tianigut, G. 2023. Performance improvement of deteriorated edamame soybean (*glycine max l. merrill.*) seeds through *priming* method. *Planta Simbiosia*. 5(1), 55-65.
- Ullah, A., Romdhane, L., Rehman, A. and Farooq, M. 2019. Adequate zinc nutrition improves the tolerance against drought and heat stresses in chickpea. *Plant Physiol. Biochem.* 143, 11–18. doi.org/10.1016/j.plaphy.2019.08.020
- Upadhyay, R.K., 2018. Plant pigments as dietary anticancer agents. *Int. J. Green Pharm.* 12, 2-16.
- Vadlamudi, Krishna, H., Upadhyay, A., Singh. and Reddy, M. 2020. Influence of zinc application in plant growth: an overview. *Eur. J. Molec. Clinic. Medic.* 7(7), 2321-2327.
- Waluyo, N., Anas, W.N., Sulastrini, I., Pinilih, J. and Hidayat, I.M. 2022. Correlation and path analysis of growth and yields components characters to yield of shallots (*Allium Cepa* L. Var *Aggregatum*) in highland. *Agrosainstek*. 6(1), 43-52. <https://doi.org/10.33019/agrosainstek.v6i1.202>
- Weerasekara, I., Sinniah, U.R., Namasivayam, P., Nazli, M.H., Abdurahman, S.A. and Ghazali, M.N. 2021. The influence of seed production environment on seed development and quality of soybean (*Glycine Max* (L.) Merrill). *Agronomy*. 11(7), 1-19. <https://doi.org/10.3390/agronomy11071430>
- Wu, Hui C., Chen, Y.H., Hung, C.L. and Tsung L.J., 2017. Using silicon polymer impression technique and scanning electron microscopy to measure stomatal aperture, morphology and density. *Bio-Portocol*. 7(16), 1-6.
- Yeshiwas, Y., Temsegen, Z., Wubie, M. and Wagnew, T. 2023. Effects of varieties and different environments on growth and yield performance of shallot (*Allium Cepa* Var. *Aggregatum*). *Int. J. Agronomy*. 12, 1-12. <https://doi.org/10.1155/2023/3276547>
- Zhang, S.L., Deng, P., Xu, Y.C., Lu, S.W. and Wang, J.J. 2016. Quantification and analysis of anthocyanin and flavonoids compositions, and antioxidant activities in onions with three different colors. *J. Integ. Agri.* 15, 2175-2181.
- Zhao, A., Yang, S., Wang, B., Tian, X. and Zhang, Y. 2018. Effects of ZnSO₄ and Zn-EDTA broadcast or banded to soil on zn bioavailability in wheat (*Triticum aestivum* L.) and zn fractions in soil. *Chemosphere*. 205, 350–360.

LAMPIRAN

Tabel Lampiran 1.a Deskripsi bawang merah varietas Lokananta

Asal	: Dalam Negeri
Silsilah	: BM 7755 x BM 7759 x BM 8667 x BM 8673
Golongan Varietas	: Sintetik
Tinggi Tanaman	: 49,08-57,40 cm
Bentuk penampang daun	: Bulat berongga
Ukuran daun	: Panjang 46,12-54,94 cm, Lebar 1,22-1,78 cm
Warna daun	: Hijau tua (RHS 137 A)
Jumlah daun per umbi	: 6-10 helai
Jumlah daun per rumpun	: 20-27 helai
Bentuk karangan bunga	: Seperti payung
Warna bunga	: Putih (RHS 157 B)
Umur mulai berbunga	: 43-57 hari setelah tanam
Umur panen	: 63-66 hari setelah tanam
Bentuk umbi	: Pipih agak bulat
Ukuran umbi	: Tinggi 3,52-3,83 cm, Diameter 3,11-3,58 cm
Warna umbi	: Ungu (RHS 71 A)
Bentuk biji	: Pipih
Warna biji	: Hitam (RHS N 186 A)
Berat 1000 biji	: 3,52-3,97 g
Berat per umbi	: 9,25-12,05 g
Jumlah umbi per rumpun	: 4-6 umbi
Berat umbi per rumpun	: 42,58-61,33 g
Jumlah anakan	: 3-6
Ketahanan terhadap penyakit	: Sangat tahan layu Fusarium
Daya simpan umbi pada suhu 25-30°C	: 127-135 hari setelah panen
Susut bobot umbi	: 34,9%-37,9%
Hasil umbi per hectare	: 18,49-24,58 ton
Kebutuhan benih per hektare	: 2,05-2,32 kg
Penciri utama	: Warna umbi ungu, bentuk umbi pipih agak bulat
Keunggulan varietas	: Produksi tinggi dan sangat tahan layu Fusarium
Wilayah adaptasi	: Sesuai di dataran rendah
Pemohon	: PT. East West Seed Indonesia
Pemulia	: Adrianita Adin
Peneliti	: Tukiman Misidi, Abdul Kohar, Hari Pangestu, Diraya Nur Irsalina, dan Gigin Fajaruddin

Sumber: Direktorat Perbenihan Hortikultura. <https://benih.pertanian.go.id/varietas-daftar>

Tabel Lampiran 1.b Deskripsi bawang merah varietas Maserati

Asal	: Introduksi Belanda/Bejo Zaden B.V.
Silsilah	: BR A 4 x IND B FX
Golongan Varietas	: Hibrida
Tinggi Tanaman	: 46,31-54,03 cm
Bentuk penampang daun	: Segitiga
Ukuran daun	: Panjang 34,72-52,13 cm Lebar 0,63-1,04 cm
Warna daun	: Hijau (RHS N 137 C)
Jumlah daun per umbi	: 8-11 helai
Jumlah daun per rumpun	: 22-32 helai
Bentuk karangan bunga	: Seperti payung
Warna tangkai bunga	: Hijau (RHS 139 A)
Warna kelopak bunga	: Hijau (RHS 144 C)
Warna mahkota bunga	: Putih (RHS NN 155 D)
Umur panen	: 76-89 hari setelah tanam
Ukuran umbi	: Tinggi 3,33-3,82 cm Diameter 3,37-4,52 cm
Warna umbi	: Ungu (RHS N 79 B)
Bentuk biji	: Pipih agak bulat
Warna biji	: Hitam (RHS 203 C)
Berat 1000 biji	: 3,30-3,33 g
Berat per umbi	: 24,68-45,88 g
Jumlah umbi per rumpun	: 2-5 umbi
Berat umbi per rumpun	: 73,63-126,17 g
Jumlah anakan	: 2-5 anakan
Daya simpan umbi suhu 25-30°C	: 101-125 hari setelah panen
Susut bobot umbi	: 14,34%-33,70%
Hasil umbi per hectare	: 24,41-27,98 ton
Kebutuhan benih per hektare	: 0,9900-0,9978 kg
Populasi per hektare	: 250.000 tanaman
Penciri utama	: Bentuk umbi rombic, bentuk umbi bagian pangkal/ bawah agak menonjol (slightly raised), bentuk umbi bagian ujung datar (flat), lebar leher umbi sempit
Keunggulan varietas	: Produksi tinggi, umur panen genjah.
Wilayah adaptasi	: Sesuai didataran menengah musim kemarau
Pemohon	: PT. Agrosid Manunggal Sentosa
Pemulia	: Lennaert Aardse
Peneliti	: Matius Raharjo, Dedih Ruhyana, Oon Sugiono, Warid

Sumber: Direktorat Perbenihan Hortikultura. <https://benih.pertanian.go.id/varietas-daftar>

U1	U2
v0z0	v1z4
v1z2	v1z5
v1z1	v1z3
v0z4	v0z3
v0z1	v1z2
v1z5	v0z1
v1z4	v0z4
v1z3	v0z2
v0z3	v1z1
v0z2	v0z5
v0z5	v0z0
v1z0	v1z0

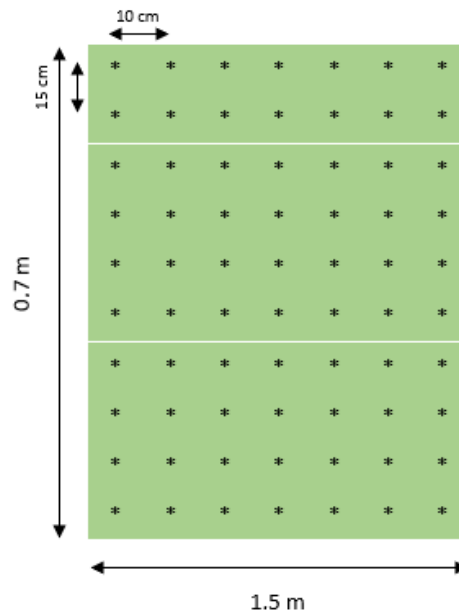
Gambar Lampiran 1. Denah pengacakan perlakuan di laboratorium

U1	U2	U3
v0z1	v1z4	v1z3
v0z4	v1z5	v1z0
v0z5	v1z3	v1z5
v0z2	v1z0	v1z4
v0z0	v1z1	v1z1
v0z3	v1z2	v1z2
v1z4	v0z3	v0z2
v1z0	v0z1	v0z0
v1z5	v0z2	v0z1
v1z2	v0z4	v0z3
v1z3	v0z0	v0z5
v1z1	v0z5	v0z4

Gambar Lampiran 2. Denah pengacakan perlakuan di *screen house*

U1	U2	U3
v0z1	v1z4	v1z3
v0z4	v1z5	v1z0
v0z5	v1z3	v1z5
v0z2	v1z0	v1z4
v0z0	v1z1	v1z1
v0z3	v1z2	v1z2
v1z4	v0z3	v0z2
v1z0	v0z1	v0z0
v1z5	v0z2	v0z1
v1z2	v0z4	v0z3
v1z3	v0z0	v0z5
v1z3	v0z0	v0z5

Gambar Lampiran 3. Denah pengacakan perlakuan di lapangan



Gambar Lampiran 4. *Layout plot* dilapangan

Keterangan:

Luas plot = 0,7 m x 1,5 m = 1,05 m²

Jarak tanam = 10 cm x 15 cm

Jumlah populasi = 70 tanaman per plot

Tabel Lampiran 1.c Persentase benih berkecambah (%) dua varietas bawang merah terhadap perlakuan jenis seed priming

Perlakuan	Kelompok		Total	Rata-rata
	I	II		
v0z0	58,00	60,00	118,00	59,00
v0z1	80,00	72,00	152,00	76,00
v0z2	64,00	76,00	140,00	70,00
v0z3	84,00	80,00	164,00	82,00
v0z4	74,00	70,00	144,00	72,00
v0z5	80,00	82,00	162,00	81,00
v1z0	14,00	22,00	36,00	18,00
v1z1	72,00	72,00	144,00	72,00
v1z2	68,00	70,00	138,00	69,00
v1z3	86,00	82,00	168,00	84,00
v1z4	88,00	84,00	172,00	86,00
v1z5	76,00	86,00	162,00	81,00
Total	844,00	856,00	1700,00	70,83

Tabel Lampiran 1.d Sidik ragam persentase benih berkecambah (%) dua varietas bawang merah terhadap perlakuan jenis seed priming

SK	DB	JK	KT	F.HIT	F.Tabel	
					0.05	0.01
Perlakuan	11	7399,33	672,67	36,04**	2,72	4,22
v	1	150,00	150,00	8,04*	4,75	9,33
z	5	5501,33	1100,27	58,94**	3,11	5,06
v x z	5	1748,00	349,60	18,73**	3,11	5,06
Galat	12	224,00	18,67			
Total	23	7623,33				
KK	5,13 %					

Keterangan:

(*) = Nyata

(**) = Sangat nyata

Tabel Lampiran 2.a Rata-rata waktu tumbuh benih (hari) dua varietas bawang merah terhadap perlakuan jenis seed priming

Perlakuan	Kelompok		Total	Rata-rata
	I	II		
v0z0	3,69	4,60	8,29	4,14
v0z1	4,98	5,61	10,59	5,29
v0z2	4,38	3,58	7,95	3,98
v0z3	4,93	3,98	8,90	4,45
v0z4	4,95	4,86	9,80	4,90
v0z5	5,48	4,61	10,08	5,04
v1z0	8,43	6,55	14,97	7,49
v1z1	5,39	5,28	10,67	5,33
v1z2	5,24	4,63	9,86	4,93
v1z3	4,91	5,12	10,03	5,01
v1z4	4,32	4,45	8,77	4,39
v1z5	2,97	2,67	5,65	2,82
Total	59,64	55,93	115,57	4,82

Tabel Lampiran 2.b Sidik ragam rata-rata waktu tumbuh benih (hari) dua varietas bawang merah terhadap perlakuan jenis seed priming

SK	DB	JK	KT	F.HIT	F.Tabel	
					0.05	0.01
Perlakuan	11	26,36	2,40	7,56**	2,72	4,22
v	1	0,78	0,78	2,46 ^{tn}	4,75	9,33
z	5	8,77	1,75	5,53**	3,11	5,06
v x z	5	16,81	3,36	10,60**	3,11	5,06
Galat	12	3,81	0,32			
Total	23	30,17				
KK	2,57%					

Keterangan:

tn = Tidak nyata

(**) = Sangat nyata

Tabel Lampiran 3.a Indeks kecepatan tumbuh (% hari⁻¹) dua varietas bawang merah terhadap perlakuan jenis seed priming

Perlakuan	Kelompok		Total	Rata-rata
	I	II		
v0z0	8,45	7,45	15,90	7,95
v0z1	9,25	7,47	16,71	8,36
v0z2	8,60	11,40	20,00	10,00
v0z3	10,05	11,08	21,14	10,57
v0z4	8,80	8,42	17,22	8,61
v0z5	8,74	10,10	18,85	9,42
v1z0	0,89	1,96	2,85	1,42
v1z1	7,28	7,73	15,01	7,50
v1z2	7,55	8,63	16,17	8,09
v1z3	9,85	8,80	18,65	9,32
v1z4	11,16	10,41	21,58	10,79
v1z5	14,44	17,86	32,31	16,15
Total	105,07	111,31	216,38	9,02

Tabel Lampiran 3.b Sidik ragam indeks kecepatan tumbuh (% hari⁻¹) dua varietas bawang merah terhadap perlakuan jenis seed priming

SK	DB	JK	KT	F.HIT	F.Tabel	
					0.05	0.01
Perlakuan	11	240,49	21,86	17,01**	2,72	4,22
v	1	0,44	0,44	0,34 ^{tn}	4,75	9,33
z	5	141,94	28,39	22,08**	3,11	5,06
v x z	5	98,10	19,62	15,26**	3,11	5,06
Galat	12	15,43	1,29			
Total	23	255,92				
KK	3,78%					

Keterangan:

tn = Tidak nyata

(**) = Sangat nyata

Tabel Lampiran 4.a Koefisien velositas perkecambahan dua varietas bawang merah terhadap perlakuan jenis seed priming

Perlakuan	Kelompok		Total	Rata-rata
	I	II		
v0z0	27,10	21,74	48,84	24,42
v0z1	20,10	17,82	37,92	18,96
v0z2	22,86	27,94	50,80	25,40
v0z3	20,29	25,16	45,45	22,72
v0z4	20,22	20,59	40,81	20,40
v0z5	18,26	21,69	39,96	19,98
v1z0	11,86	15,28	27,14	13,57
v1z1	18,56	18,95	37,50	18,75
v1z2	19,10	21,60	40,71	20,35
v1z3	20,38	19,52	39,90	19,95
v1z4	23,16	22,46	45,62	22,81
v1z5	33,63	37,39	71,02	35,51
Total	255,52	270,15	525,67	21,90

Tabel Lampiran 4.b Sidik ragam koefisien velositas perkecambahan dua varietas bawang merah terhadap perlakuan jenis seed priming

SK	DB	JK	KT	F.HIT	F.Tabel	
					0.05	0.01
Perlakuan	11	610,74	55,52	10,34**	2,72	4,22
v	1	0,15	0,15	0,03 ^{tn}	4,75	9,33
z	5	212,83	42,57	7,93**	3,11	5,06
v x z	5	397,76	79,55	14,82**	3,11	5,06
Galat	12	64,42	5,37			
Total	23	675,16				
KK	4,95%					

Keterangan:

tn = Tidak nyata

(**) = Sangat nyata

Tabel Lampiran 5.a Indeks vigor dua varietas bawang merah terhadap perlakuan jenis seed priming

Perlakuan	Kelompok		Total	Rata-rata
	I	II		
v0z0	168,20	164,40	332,60	166,30
v0z1	286,40	210,24	496,64	248,32
v0z2	272,64	445,36	718,00	359,00
v0z3	453,60	452,80	906,40	453,20
v0z4	367,04	341,60	708,64	354,32
v0z5	414,40	413,28	827,68	413,84
v1z0	11,76	51,48	63,24	31,62
v1z1	227,52	237,60	465,12	232,56
v1z2	367,20	345,80	713,00	356,50
v1z3	412,80	442,80	855,60	427,80
v1z4	496,32	399,84	896,16	448,08
v1z5	425,60	404,20	829,80	414,90
Total	3903,48	3909,40	7812,88	325,54

Tabel Lampiran 5.b Sidik ragam indeks vigor dua varietas bawang merah terhadap perlakuan jenis seed priming

SK	DB	JK	KT	F.HIT	F.Tabel	
					0.05	0.01
Perlakuan	11	373626,54	33966,05	16,60 ^{**}	2,72	4,22
v	1	1162,60	1162,60	0,57 ^{tn}	4,75	9,33
z	5	345795,99	69159,20	33,81 ^{**}	3,11	5,06
v x z	5	26667,95	5333,59	2,61 ^{tn}	3,11	5,06
Galat	12	24549,83	2045,82			
Total	23	398176,37				
KK	25,07%					

Keterangan:

tn = Tidak nyata

(**) = Sangat nyata

Tabel Lampiran 6.a Panjang plumula (mm) dua varietas bawang merah terhadap perlakuan jenis seed priming

Perlakuan	Kelompok		Total	Rata-rata
	I	II		
v0z0	29,00	27,40	56,40	28,20
v0z1	35,80	29,20	65,00	32,50
v0z2	42,60	58,60	101,20	50,60
v0z3	54,00	56,60	110,60	55,30
v0z4	49,60	48,80	98,40	49,20
v0z5	51,80	50,40	102,20	51,10
v1z0	8,40	23,40	31,80	15,90
v1z1	31,60	33,00	64,60	32,30
v1z2	54,00	49,40	103,40	51,70
v1z3	48,00	54,00	102,00	51,00
v1z4	56,40	47,60	104,00	52,00
v1z5	56,00	47,00	103,00	51,50
Total	517,20	525,40	1042,60	43,44

Tabel Lampiran 6.b Sidik ragam panjang plumula (mm) dua varietas bawang merah terhadap perlakuan jenis seed priming

SK	DB	JK	KT	F.HIT	F.Tabel	
					0.05	0.01
Perlakuan	11	3563,78	323,98	10,31**	2,72	4,22
v	1	26,04	26,04	0,83 ^{tn}	4,75	9,33
z	5	3384,75	676,95	21,55**	3,11	5,06
v x z	5	152,99	30,60	0,97 ^{tn}	3,11	5,06
Galat	12	377,02	31,42			
Total	23	3940,80				
KK	8,50%					

Keterangan:

tn = Tidak nyata

(**) = Sangat nyata

Tabel Lampiran 7.a Panjang radikula (mm) dua varietas bawang merah terhadap perlakuan jenis seed priming

Perlakuan	Kelompok		Total	Rata-rata
	I	II		
v0z0	5,60	1,80	7,40	3,70
v0z1	5,40	2,40	7,80	3,90
v0z2	2,80	12,00	14,80	7,40
v0z3	11,20	10,80	22,00	11,00
v0z4	11,20	9,20	20,40	10,20
v0z5	11,60	7,00	18,60	9,30
v1z0	1,00	2,20	3,20	1,60
v1z1	2,20	4,40	6,60	3,30
v1z2	7,60	5,60	13,20	6,60
v1z3	8,20	9,00	17,20	8,60
v1z4	7,80	5,40	13,20	6,60
v1z5	9,20	6,00	15,20	7,60
Total	83,80	75,80	159,60	6,65

Tabel Lampiran 7.b Sidik ragam panjang radikula (mm) dua varietas bawang merah terhadap perlakuan jenis seed priming

SK	DB	JK	KT	F.HIT	F.Tabel	
					0.05	0.01
Perlakuan	11	193,62	17,60	2,64 ^{tn}	2,72	4,22
v	1	20,91	20,91	3,13 ^{tn}	4,75	9,33
z	5	166,60	33,32	4,99*	3,11	5,06
v x z	5	6,11	1,22	0,18 ^{tn}	3,11	5,06
Galat	12	80,16	6,68			
Total	23	273,78				
KK	10,02%					

Keterangan:

tn = tidak nyata

(*) = Nyata

Tabel Lampiran 8.a Berat segar kecambah (mg) dua varietas bawang merah terhadap perlakuan jenis seed priming

Perlakuan	Kelompok		Total	Rata-rata
	I	II		
v0z0	0,007	0,008	0,015	0,008
v0z1	0,011	0,006	0,017	0,009
v0z2	0,011	0,014	0,025	0,013
v0z3	0,019	0,019	0,038	0,019
v0z4	0,014	0,007	0,021	0,011
v0z5	0,018	0,013	0,031	0,016
v1z0	0,000	0,000	0,000	0,000
v1z1	0,013	0,008	0,021	0,011
v1z2	0,015	0,015	0,030	0,015
v1z3	0,013	0,011	0,024	0,012
v1z4	0,018	0,016	0,034	0,017
v1z5	0,015	0,016	0,031	0,016
Total	0,154	0,133	0,287	0,012

Tabel Lampiran 8.b Sidik ragam berat segar kecambah (mg) dua varietas bawang merah terhadap perlakuan jenis seed priming

SK	DB	JK	KT	F.HIT	F.Tabel	
					0.05	0.01
Perlakuan	11	0,0006	0,0001	8,81**	2,72	4,22
v	1	0,00001	0,00001	0,34 ^{tn}	4,75	9,33
z	5	0,0004	0,0001	14,09**	3,11	5,06
v x z	5	0,0002	0,00001	5,23**	3,11	5,06
Galat	12	0,0001	0,00001			
Total	23	0,0006				
KK	0,22%					

Keterangan:

tn = Tidak nyata

(**) = Sangat nyata

Tabel Lampiran 9.a Berat kering kecambah (mg) dua varietas bawang merah terhadap perlakuan jenis seed priming

Perlakuan	Kelompok		Total	Rata-rata
	I	II		
v0z0	0,0015	0,0015	0,0031	0,0015
v0z1	0,0017	0,0017	0,0033	0,0017
v0z2	0,0018	0,0018	0,0036	0,0018
v0z3	0,0024	0,0023	0,0047	0,0023
v0z4	0,0019	0,0017	0,0037	0,0018
v0z5	0,0021	0,0020	0,0041	0,0021
v1z0	0,0000	0,0000	0,0000	0,0000
v1z1	0,0018	0,0017	0,0036	0,0018
v1z2	0,0019	0,0019	0,0039	0,0019
v1z3	0,0020	0,0018	0,0038	0,0019
v1z4	0,0022	0,0021	0,0042	0,0021
v1z5	0,0019	0,0020	0,0040	0,0020
Total	0,0212	0,0206	0,0419	0,0017

Tabel Lampiran 9.b Sidik ragam berat kering kecambah (mg) dua varietas bawang merah terhadap perlakuan jenis seed priming

SK	DB	JK	KT	F.HIT	F.Tabel	
					0.05	0.01
Perlakuan	11	0,000007621	0,000000693	143,22**	2,72	4,22
v	1	0,000000393	0,000000393	81,18**	4,75	9,33
z	5	0,000004976	0,000000995	205,71**	3,11	5,06
v x z	5	0,000002253	0,000000451	93,13**	3,11	5,06
Galat	12	0,000000058	0,000000005			
Total	23	0,000007679				
KK	0,02%					

Keterangan:

(**) = Sangat nyata

Tabel Lampiran 10.a Data transformasi (log x) persentase bibit tumbuh (%) dua varietas bawang merah terhadap perlakuan jenis seed priming

Perlakuan	Kelompok			Total	Rata-rata
	I	II	III		
v0z0	1,15	1,15	1,15	3,46	1,15
v0z1	1,15	1,15	1,15	3,46	1,15
v0z2	1,15	1,46	1,15	3,77	1,26
v0z3	1,46	1,15	1,15	3,77	1,26
v0z4	1,76	1,85	1,46	5,07	1,69
v0z5	1,63	2,00	1,93	5,57	1,86
Sub Total	8,31	8,77	8,01	25,09	
v1z0	1,15	1,46	1,15	3,77	1,26
v1z1	1,15	1,85	1,85	4,86	1,62
v1z2	1,76	1,63	2,00	5,39	1,80
v1z3	2,00	1,85	1,15	5,01	1,67
v1z4	2,00	1,93	1,46	5,39	1,80
v1z5	1,85	1,76	1,85	5,46	1,82
Sub Total	9,92	10,49	9,47	29,88	
Total	18,23	19,26	17,48	54,97	1,53

Tabel Lampiran 10.b Sidik ragam data transformasi (log x) persentase bibit tumbuh (%) dua varietas bawang merah terhadap perlakuan jenis seed priming

SK	DB	JK	KT	F.Hit	F.Tabel	
					0.05	0.01
Kelompok	2	0,13	0,07	51,95*	19,00	99,00
PU (v)	1	0,64	0,64	497,84**	18,51	98,50
Galat (a)	2	0,00	0,00			
AP (z)	5	1,62	0,32	5,43**	2,71	4,10
v x z	5	0,42	0,08	1,41 ^{tn}	2,71	4,10
Galat (b)	20	1,19	0,06			
Total	35	4,01				
KK a	2,34%					
KK b	16,01%					

Keterangan:

tn = Tidak nyata

(*) = Nyata

(**) = Sangat nyata

Tabel Lampiran 11.a Tinggi bibit (cm) dua varietas bawang merah terhadap perlakuan jenis seed priming

Perlakuan	Kelompok			Total	Rata-rata
	I	II	III		
v0z0	22,00	20,00	20,50	62,50	20,83
v0z1	21,80	35,50	28,50	85,80	28,60
v0z2	28,70	31,60	24,10	84,40	28,13
v0z3	23,35	32,90	33,30	89,55	29,85
v0z4	30,60	26,68	28,50	85,78	28,59
v0z5	22,25	28,22	28,66	79,13	26,38
Sub Total	148,70	174,90	163,56	487,16	
v1z0	20,60	21,95	22,80	65,35	21,78
v1z1	21,30	24,72	25,24	71,26	23,75
v1z2	24,80	24,60	23,83	73,23	24,41
v1z3	22,12	26,40	33,60	82,12	27,37
v1z4	23,78	23,25	39,50	86,53	28,84
v1z5	24,68	28,15	27,10	79,93	26,64
Sub Total	137,28	149,07	172,07	458,42	
Total	285,98	323,97	335,63	945,58	26,27

Tabel Lampiran 11.b Sidik ragam tinggi bibit (cm) dua varietas bawang merah terhadap perlakuan jenis seed priming

SK	DB	JK	KT	F.Hit	F.Tabel	
					0.05	0.01
Kelompok	2	112,35	56,17	2,27 ^{tn}	19,00	99,00
PU (v)	1	22,93	22,93	0,93 ^{tn}	18,51	98,50
Galat (a)	2	49,56	24,78			
AP (z)	5	216,97	43,39	2,75 [*]	2,71	4,10
v x z	5	43,85	8,77	0,56 ^{tn}	2,71	4,10
Galat (b)	20	315,79	15,79			
Total	35	761,45				
KK a	18,95%					
KK b	15,13%					

Keterangan:

tn = Tidak nyata

(*) = Nyata

Tabel Lampiran 12.a Jumlah daun (helai) dua varietas bawang merah terhadap perlakuan jenis seed priming

Perlakuan	Kelompok			Total	Rata-rata
	I	II	III		
v0z0	3,00	3,00	3,00	9,00	3,00
v0z1	3,00	6,00	4,00	13,00	4,33
v0z2	5,00	4,50	3,00	12,50	4,17
v0z3	4,00	4,00	5,00	13,00	4,33
v0z4	4,33	3,80	4,00	12,13	4,04
v0z5	4,00	3,50	3,80	11,30	3,77
Sub Total	23,33	24,80	22,80	70,93	
v1z0	3,00	3,50	3,00	9,50	3,17
v1z1	3,00	3,80	4,20	11,00	3,67
v1z2	3,50	3,67	3,33	10,50	3,50
v1z3	3,29	3,80	5,00	12,09	4,03
v1z4	3,50	3,33	3,00	9,83	3,28
v1z5	4,40	4,00	4,00	12,40	4,13
Sub Total	20,69	22,10	22,53	65,32	
Total	44,02	46,90	45,33	136,25	3,78

Tabel Lampiran 12.b Sidik ragam jumlah daun (helai) dua varietas bawang merah terhadap perlakuan jenis seed priming

SK	DB	JK	KT	F.Hit	F.Tabel	
					0.05	0.01
Kelompok	2	0,35	0,17	1,08 ^{tn}	19,00	99,00
PU (v)	1	0,88	0,88	5,44 ^{tn}	18,51	98,50
Galat (a)	2	0,32	0,16			
AP (z)	5	4,44	0,89	1,80 ^{tn}	2,71	4,10
v x z	5	1,72	0,34	0,70 ^{tn}	2,71	4,10
Galat (b)	20	9,86	0,49			
Total	35	17,56				
KK a	10,60%					
KK b	18,55%					

Keterangan:

tn = Tidak nyata

Tabel Lampiran 13.a Diameter batang semu (mm) dua varietas bawang merah terhadap perlakuan jenis seed priming

Perlakuan	Kelompok			Total	Rata-rata
	I	II	III		
v0z0	2,00	1,50	1,80	5,30	1,77
v0z1	2,40	4,30	3,10	9,80	3,27
v0z2	2,50	3,35	2,80	8,65	2,88
v0z3	2,55	3,60	4,40	10,55	3,52
v0z4	3,53	2,72	3,70	9,95	3,32
v0z5	2,55	3,15	2,68	8,38	2,79
Sub Total	15,53	18,62	18,48	52,63	
v1z0	2,10	1,45	2,50	6,05	2,02
v1z1	2,60	2,34	3,38	8,32	2,77
v1z2	2,48	2,30	3,20	7,98	2,66
v1z3	2,47	2,82	4,30	9,59	3,20
v1z4	2,80	2,58	3,10	8,48	2,83
v1z5	3,84	3,45	3,90	11,19	3,73
Sub Total	16,29	14,94	20,38	51,61	
Total	31,82	33,56	38,86	104,24	2,90

Tabel Lampiran 13.b Sidik ragam diameter batang semu (mm) dua varietas bawang merah terhadap perlakuan jenis seed priming

SK	DB	JK	KT	F.Hit	F.Tabel	
					0.05	0.01
Kelompok	2	2,24	1,12	1,55 ^{tn}	19,00	99,00
PU (v)	1	0,03	0,03	0,04 ^{tn}	18,51	98,50
Galat (a)	2	1,45	0,72			
AP (z)	5	8,50	1,70	6,98 ^{**}	2,71	4,10
v x z	5	2,33	0,47	1,92 ^{tn}	2,71	4,10
Galat (b)	20	4,87	0,24			
Total	35	19,42				
KK a	29,36%					
KK b	17,04%					

Keterangan:

tn = Tidak nyata

(**) = Sangat nyata

Tabel Lampiran 14.a Panjang akar (cm) dua varietas bawang merah terhadap perlakuan jenis seed priming

Perlakuan	Kelompok			Total	Rata-rata
	I	II	III		
v0z0	5,20	6,40	9,60	21,20	7,07
v0z1	7,10	10,70	16,00	33,80	11,27
v0z2	9,30	15,40	8,30	33,00	11,00
v0z3	9,40	7,00	15,00	31,40	10,47
v0z4	12,17	7,80	10,50	30,47	10,16
v0z5	7,20	13,02	10,60	30,82	10,27
Sub Total	50,37	60,32	70,00	180,68	
v1z0	5,50	6,10	7,60	19,20	6,40
v1z1	7,50	12,64	9,34	29,48	9,83
v1z2	8,05	7,83	9,90	25,78	8,59
v1z3	6,00	12,46	18,50	36,96	12,32
v1z4	8,42	7,03	17,00	32,45	10,82
v1z5	13,64	14,70	19,25	47,59	15,86
Sub Total	49,11	60,77	81,59	191,46	
Total	99,47	121,08	151,59	372,15	10,34

Tabel Lampiran 14.b Sidik ragam panjang akar (cm) dua varietas bawang merah terhadap perlakuan jenis seed priming

SK	DB	JK	KT	F.Hit	F.Tabel	
					0.05	0.01
Kelompok	2	114,27	57,14	14,08 ^{tn}	19,00	99,00
PU (v)	1	3,23	3,23	0,80 ^{tn}	18,51	98,50
Galat (a)	2	8,12	4,06			
AP (z)	5	131,50	26,30	2,76 [*]	2,71	4,10
v x z	5	61,93	12,39	1,30 ^{tn}	2,71	4,10
Galat (b)	20	190,80	9,54			
Total	35	509,84				
KK a	19,49%					
KK b	29,88%					

Keterangan:

tn = Tidak nyata

(*) = Nyata

Tabel Lampiran 15.a Jumlah ujung akar dua varietas bawang merah terhadap perlakuan jenis seed priming

Perlakuan	Kelompok			Total	Rata-rata
	I	II	III		
v0z0	7,00	8,00	6,00	21,00	7,00
v0z1	11,00	15,00	15,00	41,00	13,67
v0z2	9,00	15,00	13,00	37,00	12,33
v0z3	7,00	9,00	14,00	30,00	10,00
v0z4	11,67	13,60	16,00	41,27	13,76
v0z5	11,50	13,17	10,80	35,47	11,82
Sub Total	57,17	73,77	74,80	205,73	
v1z0	5,00	6,00	6,00	17,00	5,67
v1z1	8,00	12,40	14,60	35,00	11,67
v1z2	11,50	9,00	12,20	32,70	10,90
v1z3	11,29	13,80	12,00	37,09	12,36
v1z4	12,17	12,17	11,00	35,33	11,78
v1z5	14,20	15,75	12,25	42,20	14,07
Sub Total	62,15	69,12	68,05	199,32	
Total	119,32	142,88	142,85	405,05	11,25

Tabel Lampiran 15.b Sidik ragam jumlah ujung akar dua varietas bawang merah terhadap perlakuan jenis seed priming

SK	DB	JK	KT	F.Hit	F.Tabel	
					0.05	0.01
Kelompok	2	30,81	15,40	4,72 ^{tn}	19,00	99,00
PU (v)	1	1,14	1,14	0,35 ^{tn}	18,51	98,50
Galat (a)	2	6,53	3,26			
AP (z)	5	188,95	37,79	10,54 ^{**}	2,71	4,10
v x z	5	32,40	6,48	1,81 ^{tn}	2,71	4,10
Galat (b)	20	71,71	3,59			
Total	35	331,53				
KK a	16,06%					
KK b	16,83%					

Keterangan:

tn = Tidak nyata

(**) = Sangat nyata

Tabel Lampiran 16.a Data transformasi (akar kuadrat $x+0,5$) berat segar bibit (g) dua varietas bawang merah terhadap perlakuan jenis seed priming

Perlakuan	Kelompok			Total	Rata-rata
	I	II	III		
v0z0	1,09	1,04	1,17	3,30	1,10
v0z1	1,12	2,00	1,83	4,95	1,65
v0z2	1,49	1,86	1,50	4,84	1,61
v0z3	1,23	1,71	2,13	5,07	1,69
v0z4	1,55	1,52	1,60	4,67	1,56
v0z5	1,47	1,60	1,56	4,64	1,55
Sub Total	7,96	9,73	9,78	27,47	
v1z0	1,15	1,13	1,32	3,59	1,20
v1z1	1,14	1,36	1,60	4,10	1,37
v1z2	1,39	1,42	1,60	4,40	1,47
v1z3	1,25	1,63	2,26	5,13	1,71
v1z4	1,46	1,48	1,74	4,68	1,56
v1z5	1,85	1,82	1,77	5,45	1,82
Sub Total	8,23	8,84	10,29	27,36	
Total	16,19	18,57	20,07	54,83	1,52

Tabel Lampiran 16.b Sidik ragam data transformasi (akar kuadrat $x+0,5$) berat segar bibit (g) dua varietas bawang merah terhadap perlakuan jenis seed priming

SK	DB	JK	KT	F.Hit	F.Tabel	
					0.05	0.01
Kelompok	2	0,64	0,32	6,81 ^{tn}	19,00	99,00
PU (v)	1	0,0003	0,0003	0,01 ^{tn}	18,51	98,50
Galat (a)	2	0,09	0,05			
AP (z)	5	1,18	0,24	5,06 ^{**}	2,71	4,10
v x z	5	0,28	0,06	1,18 ^{tn}	2,71	4,10
Galat (b)	20	0,94	0,05			
Total	35	3,13				
KK a	14,23%					
KK b	14,22%					

Keterangan:

tn = Tidak nyata

(**) = Sangat nyata

Tabel Lampiran 17.a Data transformasi (akar kuadrat $x+0,5$) berat kering bibit (g) dua varietas bawang merah terhadap perlakuan jenis seed priming

Perlakuan	Kelompok			Total	Rata-rata
	I	II	III		
v0z0	0,74	0,76	0,75	2,25	0,75
v0z1	0,75	0,89	0,82	2,46	0,82
v0z2	0,81	0,85	0,76	2,42	0,81
v0z3	0,76	0,85	0,90	2,51	0,84
v0z4	0,82	0,80	0,82	2,44	0,81
v0z5	0,76	0,81	0,80	2,37	0,79
Sub Total	4,65	4,96	4,86	14,47	
v1z0	0,74	0,76	0,76	2,26	0,75
v1z1	0,81	0,79	0,82	2,42	0,81
v1z2	0,79	0,81	0,82	2,42	0,81
v1z3	0,78	0,83	0,94	2,55	0,85
v1z4	0,81	0,79	0,84	2,44	0,81
v1z5	0,84	0,86	0,85	2,56	0,85
Sub Total	4,77	4,84	5,03	14,64	
Total	9,42	9,80	9,88	29,11	0,81

Tabel Lampiran 17.b Sidik ragam data transformasi (akar kuadrat $x+0,5$) berat kering bibit (g) dua varietas bawang merah terhadap perlakuan jenis seed priming

SK	DB	JK	KT	F.Hit	F.Tabel	
					0.05	0.01
Kelompok	2	0,010	0,005	2,63 ^{tn}	19,00	99,00
PU (v)	1	0,001	0,001	0,46 ^{tn}	18,51	98,50
Galat (a)	2	0,004	0,002			
AP (z)	5	0,028	0,006	4,25 ^{**}	2,71	4,10
v x z	5	0,005	0,001	0,80 ^{tn}	2,71	4,10
Galat (b)	20	0,026	0,001			
Total	35	0,074				
KK a	5,40%					
KK b	4,49%					

Keterangan:

tn = Tidak nyata

(**) = Sangat nyata

Tabel Lampiran 18.a Data transformasi (akar kuadrat $x+0,5$) indeks kualitas bibit dua varietas bawang merah terhadap perlakuan jenis seed priming

Perlakuan	Kelompok			Total	Rata-rata
	I	II	III		
v0z0	0,71	0,71	0,71	2,13	0,71
v0z1	0,71	0,71	0,71	2,13	0,71
v0z2	0,71	0,71	0,71	2,13	0,71
v0z3	0,71	0,71	0,71	2,14	0,71
v0z4	0,71	0,71	0,71	2,13	0,71
v0z5	0,71	0,71	0,71	2,13	0,71
Sub Total	4,26	4,27	4,27	12,80	
v1z0	0,71	0,71	0,71	2,13	0,71
v1z1	0,71	0,71	0,71	2,13	0,71
v1z2	0,71	0,71	0,71	2,13	0,71
v1z3	0,71	0,71	0,72	2,14	0,71
v1z4	0,71	0,71	0,71	2,13	0,71
v1z5	0,71	0,71	0,71	2,14	0,71
Sub Total	4,26	4,27	4,27	12,81	
Total	8,52	8,54	8,54	25,60	0,71

Tabel Lampiran 18.b Sidik ragam data transformasi (akar kuadrat $x+0,5$) indeks kualitas bibit dua varietas bawang merah terhadap perlakuan jenis seed priming

SK	DB	JK	KT	F.Hit	F.Tabel	
					0.05	0.01
Kelompok	2	0,000012	0,000006	2,12 ^{tn}	19,00	99,00
PU (v)	1	0,000002	0,000002	0,85 ^{tn}	18,51	98,50
Galat (a)	2	0,000006	0,000003			
AP (z)	5	0,000054	0,000011	4,24 ^{**}	2,71	4,10
v x z	5	0,000010	0,000002	0,76 ^{tn}	2,71	4,10
Galat (b)	20	0,000051	0,000003			
Total	35	0,000136				
KK a	0,24%					
KK b	0,23%					

Keterangan:

tn = Tidak nyata

(**) = Sangat nyata

Tabel Lampiran 19.a Persentase bibit hidup (%) dua varietas bawang merah terhadap perlakuan jenis seed priming

Perlakuan	Kelompok			Total	Rata-rata
	I	II	III		
v0z0	75,71	91,43	85,71	252,86	84,29
v0z1	85,71	97,14	85,71	268,57	89,52
v0z2	98,57	98,57	88,57	285,71	95,24
v0z3	81,43	95,71	92,86	270,00	90,00
v0z4	100,00	100,00	98,57	298,57	99,52
v0z5	100,00	100,00	92,86	292,86	97,62
Sub Total	541,43	582,86	544,29	1668,57	
v1z0	62,86	61,43	94,29	218,57	72,86
v1z1	85,71	61,43	92,86	240,00	80,00
v1z2	97,14	82,86	100,00	280,00	93,33
v1z3	98,57	71,43	97,14	267,14	89,05
v1z4	97,14	92,86	98,57	288,57	96,19
v1z5	98,57	98,57	100,00	297,14	99,05
Sub Total	540,00	468,57	582,86	1591,43	
Total	1081,43	1051,43	1127,14	3260,00	90,56

Tabel Lampiran 19.b Sidik ragam persentase bibit hidup (%) dua varietas bawang merah terhadap perlakuan jenis seed priming

SK	DB	JK	KT	F.Hit	F.Tabel	
					0.05	0.01
Kelompok	2	242,29	121,15	0,23 ^{tn}	19,00	99,00
PU (v)	1	165,31	165,31	0,32 ^{**}	18,51	98,50
Galat (a)	2	1047,28	523,64			
AP (z)	5	1835,83	367,17	7,15 ^{**}	2,71	4,10
v x z	5	193,20	38,64	0,75 ^{tn}	2,71	4,10
Galat (b)	20	1027,44	51,37			
Total	35	4511,34				
KK a	25,27%					
KK b	7,91%					

Keterangan:

tn = Tidak nyata

(**) = Sangat nyata

Tabel Lampiran 20.a Tinggi tanaman 20 hst (cm) dua varietas bawang merah terhadap perlakuan jenis seed priming

Perlakuan	Kelompok			Total	Rata-rata
	I	II	III		
v0z0	17,67	21,06	28,34	67,07	22,36
v0z1	16,71	20,00	21,53	58,24	19,41
v0z2	20,29	22,00	29,21	71,50	23,83
v0z3	19,23	19,60	28,96	67,79	22,60
v0z4	20,20	19,59	26,50	66,29	22,10
v0z5	21,84	20,79	33,76	76,39	25,46
Sub Total	115,94	123,03	168,30	407,27	
v1z0	16,57	22,71	21,79	61,07	20,36
v1z1	24,40	23,41	16,93	64,74	21,58
v1z2	26,16	26,57	23,61	76,34	25,45
v1z3	17,21	22,43	21,97	61,61	20,54
v1z4	24,64	21,86	27,86	74,36	24,79
v1z5	21,89	21,90	26,80	70,59	23,53
Sub Total	130,87	138,89	138,96	408,71	
Total	246,81	261,91	307,26	815,99	22,67

Tabel Lampiran 20.b Sidik ragam tinggi tanaman 20 hst (cm) dua varietas bawang merah terhadap perlakuan jenis seed priming

SK	DB	JK	KT	F.Hit	F.Tabel	
					0.05	0.01
Kelompok	2	164,93	82,46	1,48 ^{tn}	19,00	99,00
PU (v)	1	0,06	0,06	0,001 ^{tn}	18,51	98,50
Galat (a)	2	111,22	55,61			
AP (z)	5	92,81	18,56	2,56 ^{tn}	2,71	4,10
v x z	5	39,71	7,94	1,10 ^{tn}	2,71	4,10
Galat (b)	20	144,95	7,25			
Total	35	553,67				
KK a	32,90%					
KK b	11,88%					

Keterangan:

tn = Tidak nyata

Tabel Lampiran 21.a Tinggi tanaman 40 hst (cm) dua varietas bawang merah terhadap perlakuan jenis seed priming

Perlakuan	Kelompok			Total	Rata-rata
	I	II	III		
v0z0	37,71	42,71	52,57	133,00	44,33
v0z1	20,63	42,29	40,14	103,06	34,35
v0z2	37,43	45,07	52,64	135,14	45,05
v0z3	36,29	40,57	51,79	128,64	42,88
v0z4	38,14	45,00	47,64	130,79	43,60
v0z5	39,00	40,36	56,43	135,79	45,26
Sub Total	209,20	256,00	301,21	766,41	
v1z0	30,71	42,14	49,86	122,71	40,90
v1z1	44,14	46,07	40,83	131,04	43,68
v1z2	49,64	50,14	49,36	149,14	49,71
v1z3	32,43	40,00	48,86	121,29	40,43
v1z4	43,57	36,50	53,86	133,93	44,64
v1z5	40,64	40,79	51,50	132,93	44,31
Sub Total	241,14	255,64	294,26	791,04	
Total	450,34	511,64	595,47	1557,46	43,26

Tabel Lampiran 21.b Sidik ragam tinggi tanaman 40 hst (cm) dua varietas bawang merah terhadap perlakuan jenis seed priming

SK	DB	JK	KT	F.Hit	F.Tabel	
					0.05	0.01
Kelompok	2	884,65	442,32	12,25 ^{tn}	19,00	99,00
PU (v)	1	16,85	16,85	0,47 ^{tn}	18,51	98,50
Galat (a)	2	72,22	36,11			
AP (z)	5	246,25	49,25	2,02 ^{tn}	2,71	4,10
v x z	5	176,01	35,20	1,45 ^{tn}	2,71	4,10
Galat (b)	20	487,20	24,36			
Total	35	1883,18				
KK a	13,89%					
KK b	11,41%					

Keterangan:

tn = Tidak nyata

Tabel Lampiran 22.a Tinggi tanaman 60 hst (cm) dua varietas bawang merah terhadap perlakuan jenis seed priming

Perlakuan	Kelompok			Total	Rata-rata
	I	II	III		
v0z0	40,00	45,71	52,36	138,07	46,02
v0z1	31,57	42,86	43,64	118,07	39,36
v0z2	41,57	46,00	53,00	140,57	46,86
v0z3	35,86	44,97	48,57	129,40	43,13
v0z4	44,00	53,14	49,93	147,07	49,02
v0z5	40,43	47,14	55,50	143,07	47,69
Sub Total	233,43	279,83	303,00	816,26	
v1z0	40,00	42,29	47,29	129,57	43,19
v1z1	44,29	45,29	51,00	140,57	46,86
v1z2	49,71	50,71	51,57	152,00	50,67
v1z3	35,71	41,29	51,29	128,29	42,76
v1z4	44,14	38,14	54,64	136,93	45,64
v1z5	41,57	43,86	49,57	135,00	45,00
Sub Total	255,43	261,57	305,36	822,36	
Total	488,86	541,40	608,36	1638,61	45,52

Tabel Lampiran 22.b Sidik ragam tinggi tanaman 60 hst (cm) dua varietas bawang merah terhadap perlakuan jenis seed priming

SK	DB	JK	KT	F.Hit	F.Tabel	
					0.05	0.01
Kelompok	2	597,90	298,95	8,85 ^{tn}	19,00	99,00
PU (v)	1	1,03	1,03	0,03 ^{tn}	18,51	98,50
Galat (a)	2	67,54	33,77			
AP (z)	5	166,51	33,30	4,03 [*]	2,71	4,10
v x z	5	145,36	29,07	3,52 [*]	2,71	4,10
Galat (b)	20	165,35	8,27			
Total	35	1143,69				
KK a	12,77%					
KK b	6,32%					

Keterangan:

tn = Tidak nyata

(*) = Nyata

Tabel Lampiran 23.a Jumlah daun 20 hst (helai) dua varietas bawang merah terhadap perlakuan jenis seed priming

Perlakuan	Kelompok			Total	Rata-rata
	I	II	III		
v0z0	3,43	3,86	4,57	11,86	3,95
v0z1	3,57	4,29	4,14	12,00	4,00
v0z2	4,00	4,29	4,57	12,86	4,29
v0z3	4,00	3,57	4,43	12,00	4,00
v0z4	4,00	4,43	5,00	13,43	4,48
v0z5	4,14	4,43	5,57	14,14	4,71
Sub Total	23,14	24,86	28,29	76,29	
v1z0	3,86	4,14	4,14	12,14	4,05
v1z1	4,29	4,57	3,29	12,14	4,05
v1z2	5,00	4,29	4,29	13,57	4,52
v1z3	4,00	3,86	4,00	11,86	3,95
v1z4	4,57	4,43	4,86	13,86	4,62
v1z5	4,43	4,14	4,43	13,00	4,33
Sub Total	26,14	25,43	25,00	76,57	
Total	49,29	50,29	53,29	152,86	4,25

Tabel Lampiran 23.b Sidik ragam jumlah daun 20 hst (helai) dua varietas bawang merah terhadap perlakuan jenis seed priming

SK	DB	JK	KT	F.Hit	F.Tabel	
					0.05	0.01
Kelompok	2	0,72	0,36	0,43 ^{tn}	19,00	99,00
PU (v)	1	0,001	0,001	0,001 ^{tn}	18,51	98,50
Galat (a)	2	1,67	0,84			
AP (z)	5	2,26	0,45	4,10 [*]	2,71	4,10
v x z	5	0,35	0,07	0,64 ^{tn}	2,71	4,10
Galat (b)	20	2,20	0,11			
Total	35	7,21				
KK a	21,55%					
KK b	7,81%					

Keterangan:

tn = Tidak nyata

(*) = Nyata

Tabel Lampiran 24.a Jumlah daun 40 hst (helai) dua varietas bawang merah terhadap perlakuan jenis seed priming

Perlakuan	Kelompok			Total	Rata-rata
	I	II	III		
v0z0	7,86	8,43	11,00	27,29	9,10
v0z1	6,14	9,14	8,71	24,00	8,00
v0z2	8,14	9,00	10,57	27,71	9,24
v0z3	8,57	7,71	10,43	26,71	8,90
v0z4	8,14	8,86	10,57	27,57	9,19
v0z5	7,71	9,00	12,29	29,00	9,67
Sub Total	46,57	52,14	63,57	162,29	
v1z0	7,43	9,14	9,00	25,57	8,52
v1z1	9,57	10,43	6,29	26,29	8,76
v1z2	11,86	9,00	10,00	30,86	10,29
v1z3	8,14	8,43	8,86	25,43	8,48
v1z4	10,29	8,00	10,71	29,00	9,67
v1z5	10,00	8,29	9,57	27,86	9,29
Sub Total	57,29	53,29	54,43	165,00	
Total	103,86	105,43	118,00	327,29	9,09

Tabel Lampiran 24.b Sidik ragam jumlah daun 40 hst (helai) dua varietas bawang merah terhadap perlakuan jenis seed priming

SK	DB	JK	KT	F.Hit	F.Tabel	
					0.05	0.01
Kelompok	2	10,01	5,01	0,61 ^{tn}	19,00	99,00
PU (v)	1	0,20	0,20	0,02 ^{tn}	18,51	98,50
Galat (a)	2	16,44	8,22			
AP (z)	5	8,74	1,75	1,28 ^{tn}	2,71	4,10
v x z	5	3,64	0,73	0,53 ^{tn}	2,71	4,10
Galat (b)	20	27,22	1,36			
Total	35	66,25				
KK a	31,53%					
KK b	12,83%					

Keterangan:

tn = Tidak nyata

Tabel Lampiran 25.a Jumlah daun 60 hst (helai) dua varietas bawang merah terhadap perlakuan jenis seed priming

Perlakuan	Kelompok			Total	Rata-rata
	I	II	III		
v0z0	9,86	10,14	16,57	36,57	12,19
v0z1	8,00	13,57	13,00	34,57	11,52
v0z2	13,00	14,00	15,14	42,14	14,05
v0z3	12,00	10,43	14,14	36,57	12,19
v0z4	13,86	16,57	17,43	47,86	15,95
v0z5	11,00	14,71	16,00	41,71	13,90
Sub Total	67,71	79,43	92,29	239,43	
v1z0	11,71	10,00	12,00	33,71	11,24
v1z1	10,14	12,57	12,29	35,00	11,67
v1z2	12,14	12,14	12,43	36,71	12,24
v1z3	8,86	8,57	14,43	31,86	10,62
v1z4	12,57	10,57	13,71	36,86	12,29
v1z5	11,57	13,86	11,86	37,29	12,43
Sub Total	67,00	67,71	76,71	211,43	
Total	134,71	147,14	169,00	450,86	12,52

Tabel Lampiran 25.b Sidik ragam jumlah daun 60 hst (helai) dua varietas bawang merah terhadap perlakuan jenis seed priming

SK	DB	JK	KT	F.Hit	F.Tabel	
					0.05	0.01
Kelompok	2	50,21	25,11	5,07 ^{tn}	19,00	99,00
PU (v)	1	21,78	21,78	4,40 ^{tn}	18,51	98,50
Galat (a)	2	9,91	4,95			
AP (z)	5	36,67	7,33	2,76 [*]	2,71	4,10
v x z	5	11,66	2,33	0,88 ^{tn}	2,71	4,10
Galat (b)	20	53,08	2,65			
Total	35	183,31				
KK a	17,77%					
KK b	13,01%					

Keterangan:

tn = Tidak nyata

(*) = Nyata

Tabel Lampiran 26.a Kerapatan stomata (jumlah stomata mm⁻²) dua varietas bawang merah terhadap perlakuan jenis seed priming

Perlakuan	Kelompok			Total	Rata-rata
	I	II	III		
v0z0	50,96	56,05	66,24	173,25	57,75
v0z1	61,15	50,96	66,24	178,34	59,45
v0z2	45,86	40,76	56,05	142,68	47,56
v0z3	66,24	56,05	35,67	157,96	52,65
v0z4	56,05	50,96	40,76	147,77	49,26
v0z5	50,96	45,86	66,24	163,06	54,35
Sub Total	331,21	300,64	331,21	963,06	
v1z0	56,05	66,24	56,05	178,34	59,45
v1z1	50,96	45,86	56,05	152,87	50,96
v1z2	61,15	50,96	66,24	178,34	59,45
v1z3	61,15	35,67	71,34	168,15	56,05
v1z4	56,05	45,86	40,76	142,68	47,56
v1z5	40,76	56,05	56,05	152,87	50,96
Sub Total	326,11	300,64	346,50	973,25	
Total	657,32	601,27	677,71	1936,31	53,79

Tabel Lampiran 26.b Sidik ragam kerapatan somata (jumlah stomata mm⁻²) dua varietas bawang merah terhadap perlakuan jenis seed priming

SK	DB	JK	KT	F.Hit	F.Tabel	
					0.05	0.01
Kelompok	2	261,09	130,54	13,92 ^{tn}	19,00	99,00
PU (v)	1	2,88	2,88	0,31 ^{tn}	18,51	98,50
Galat (a)	2	18,75	9,38			
AP (z)	5	334,65	66,93	0,63 ^{tn}	2,71	4,10
v x z	5	360,62	72,12	0,68 ^{tn}	2,71	4,10
Galat (b)	20	2108,90	105,44			
Total	35	3086,90				
KK a	5,69%					
KK b	19,09%					

Keterangan:

tn = Tidak nyata

Tabel Lampiran 27.a Luas bukaan stomata (mm²) dua varietas bawang merah terhadap perlakuan jenis seed priming

Perlakuan	Kelompok			Total	Rata-rata
	I	II	III		
v0z0	285,74	129,53	233,15	648,41	216,14
v0z1	226,08	176,63	106,76	509,47	169,82
v0z2	131,88	78,50	126,39	336,77	112,26
v0z3	181,34	125,60	51,81	358,75	119,58
v0z4	282,60	35,33	376,80	694,73	231,58
v0z5	162,50	282,60	94,20	539,30	179,77
Sub Total	1270,13	828,18	989,10	3087,41	
v1z0	208,81	188,40	190,76	587,97	195,99
v1z1	423,90	37,68	310,86	772,44	257,48
v1z2	117,75	126,39	175,84	419,98	139,99
v1z3	303,80	176,63	266,90	747,32	249,11
v1z4	361,10	94,20	172,70	628,00	209,33
v1z5	94,20	78,50	219,80	392,50	130,83
Sub Total	1509,56	701,79	1336,86	3548,20	
Total	2779,69	1529,97	2325,96	6635,61	184,32

Tabel Lampiran 27.b Sidik ragam luas bukaan stomata (mm²) dua varietas bawang merah terhadap perlakuan jenis seed priming

SK	DB	JK	KT	F.Hit	F.Tabel	
					0.05	0.01
Kelompok	2	66701,97	33350,99	6,48 ^{tn}	19,00	99,00
PU (v)	1	5898,11	5898,11	1,15 ^{tn}	18,51	98,50
Galat (a)	2	10287,81	5143,90			
AP (z)	5	41206,64	8241,33	0,95 ^{tn}	2,71	4,10
v x z	5	36889,37	7377,87	0,85 ^{tn}	2,71	4,10
Galat (b)	20	172662,27	8633,11			
Total	35	333646,18				
KK a	28,91%					
KK b	30,41%					

Keterangan:

tn = Tidak nyata

Tabel Lampiran 28.a Klorofil a daun ($\mu\text{mol mL}^{-1}$) dua varietas bawang merah terhadap perlakuan jenis seed priming

Perlakuan	Kelompok			Total	Rata-rata
	I	II	III		
v0z0	0,01	0,01	0,01	0,03	0,0103
v0z1	0,01	0,01	0,01	0,03	0,0113
v0z2	0,01	0,01	0,02	0,04	0,0123
v0z3	0,01	0,01	0,02	0,04	0,0122
v0z4	0,02	0,01	0,01	0,04	0,0137
v0z5	0,01	0,01	0,02	0,04	0,0148
Sub Total	0,07	0,07	0,09	0,22	
v1z0	0,01	0,01	0,01	0,03	0,0088
v1z1	0,01	0,01	0,01	0,03	0,0108
v1z2	0,01	0,01	0,01	0,04	0,0124
v1z3	0,01	0,01	0,01	0,03	0,0097
v1z4	0,01	0,01	0,01	0,03	0,0116
v1z5	0,01	0,01	0,01	0,04	0,0117
Sub Total	0,05	0,06	0,08	0,20	
Total	0,12	0,13	0,16	0,42	0,0116

Tabel Lampiran 28.b Sidik ragam klorofil a daun ($\mu\text{mol mL}^{-1}$) dua varietas bawang merah terhadap perlakuan jenis seed priming

SK	DB	JK	KT	F.Hit	F.Tabel	
					0.05	0.01
Kelompok	2	0,00007	0,00004	27,94*	19,00	99,00
PU (v)	1	0,00002	0,00002	17,93 ^{tn}	18,51	98,50
Galat (a)	2	0,000001	0,000001			
AP (z)	5	0,00006	0,00001	3,58*	2,71	4,10
v x z	5	0,00001	0,000001	0,73 ^{tn}	2,71	4,10
Galat (b)	20	0,00006	0,000001			
Total	35	0,00022				
KK a	9,69%					
KK b	15,09%					

Keterangan:

tn = Tidak nyata

(*) = Nyata

Tabel Lampiran 29.a Klorofil b daun ($\mu\text{mol mL}^{-1}$) dua varietas bawang merah terhadap perlakuan jenis seed priming

Perlakuan	Kelompok			Total	Rata-rata
	I	II	III		
v0z0	0,003	0,004	0,004	0,011	0,0036
v0z1	0,004	0,004	0,005	0,013	0,0043
v0z2	0,002	0,005	0,006	0,014	0,0045
v0z3	0,004	0,004	0,006	0,013	0,0043
v0z4	0,006	0,004	0,005	0,015	0,0050
v0z5	0,005	0,005	0,006	0,016	0,0054
Sub Total	0,024	0,025	0,032	0,081	
v1z0	0,003	0,004	0,004	0,010	0,0034
v1z1	0,003	0,004	0,005	0,012	0,0039
v1z2	0,003	0,005	0,007	0,015	0,0050
v1z3	0,003	0,004	0,004	0,012	0,0038
v1z4	0,003	0,004	0,006	0,012	0,0042
v1z5	0,003	0,004	0,005	0,012	0,0040
Sub Total	0,018	0,024	0,031	0,073	
Total	0,042	0,049	0,063	0,154	0,0043

Tabel Lampiran 29.b Sidik ragam klorofil b daun ($\mu\text{mol mL}^{-1}$) dua varietas bawang merah terhadap perlakuan jenis seed priming

SK	DB	JK	KT	F.Hit	F.Tabel	
					0.05	0.01
Kelompok	2	0,000018	0,000009	11,90 ^{tn}	19,00	99,00
PU (v)	1	0,000002	0,000002	2,43 ^{tn}	18,51	98,50
Galat (a)	2	0,000002	0,000001			
AP (z)	5	0,000007	0,000001	2,20 ^{tn}	2,71	4,10
v x z	5	0,000003	0,000001	0,96 ^{tn}	2,71	4,10
Galat (b)	20	0,000013	0,000001			
Total	35	0,000044				
KK a	20,44%					
KK b	18,59%					

Keterangan:

tn = Tidak nyata

Tabel Lampiran 30.a Total klorofil daun ($\mu\text{mol mL}^{-1}$) dua varietas bawang merah terhadap perlakuan jenis seed priming

Perlakuan	Kelompok			Total	Rata-rata
	I	II	III		
v0z0	0,01	0,01	0,01	0,04	0,0139
v0z1	0,01	0,01	0,02	0,05	0,0156
v0z2	0,01	0,02	0,02	0,05	0,0168
v0z3	0,01	0,02	0,02	0,05	0,0165
v0z4	0,02	0,01	0,02	0,06	0,0187
v0z5	0,02	0,02	0,02	0,06	0,0201
Sub Total	0,09	0,09	0,12	0,31	
v1z0	0,01	0,01	0,01	0,04	0,0122
v1z1	0,01	0,01	0,02	0,04	0,0147
v1z2	0,01	0,02	0,02	0,05	0,0174
v1z3	0,01	0,01	0,02	0,04	0,0135
v1z4	0,01	0,02	0,02	0,05	0,0158
v1z5	0,01	0,02	0,02	0,05	0,0157
Sub Total	0,07	0,09	0,11	0,27	
Total	0,16	0,18	0,23	0,57	0,0159

Tabel Lampiran 30.b Sidik ragam total Klorofil daun ($\mu\text{mol mL}^{-1}$) dua varietas bawang merah terhadap perlakuan jenis seed priming

SK	DB	JK	KT	F.Hit	F.Tabel	
					0.05	0.01
Kelompok	2	0,00016	0,00008	20,87*	19,00	99,00
PU (v)	1	0,00004	0,00004	9,75 ^{tn}	18,51	98,50
Galat (a)	2	0,00001	0,000001			
AP (z)	5	0,00010	0,00002	3,20*	2,71	4,10
v x z	5	0,00002	0,000001	0,78 ^{tn}	2,71	4,10
Galat (b)	20	0,00013	0,00001			
Total	35	0,00046				
KK a	12,34%					
KK b	15,70%					

Keterangan:

tn = Tidak nyata

(*) = Nyata

Tabel Lampiran 31.a Data transformasi (akar kuadrat $x+0,5$) antosianin daun ($\mu\text{mol mL}^{-1}$) dua varietas bawang merah terhadap perlakuan jenis seed priming

Perlakuan	Kelompok			Total	Rata-rata
	I	II	III		
v0z0	0,70710	0,70640	0,70864	2,12214	0,7074
v0z1	0,70574	0,70893	0,71135	2,12601	0,7087
v0z2	0,70579	0,70773	0,71251	2,12603	0,7087
v0z3	0,70660	0,70723	0,70967	2,12350	0,7078
v0z4	0,71001	0,70800	0,70936	2,12738	0,7091
v0z5	0,70731	0,70698	0,71024	2,12453	0,7082
Sub Total	4,24255	4,24527	4,26177	12,74958	
v1z0	0,70723	0,70850	0,71073	2,12646	0,7088
v1z1	0,70612	0,70920	0,70895	2,12427	0,7081
v1z2	0,70632	0,70831	0,71804	2,13267	0,7109
v1z3	0,70615	0,71631	0,71100	2,13346	0,7112
v1z4	0,70609	0,70911	0,71187	2,12707	0,7090
v1z5	0,71771	0,70946	0,71134	2,13851	0,7128
Sub Total	4,25	4,26	4,27	12,78	
Total	8,49	8,51	8,53	25,53	0,7092

Tabel Lampiran 31.b Sidik ragam data transformasi (akar kuadrat $x+0,5$) antosianin daun ($\mu\text{mol mL}^{-1}$) dua varietas bawang merah terhadap perlakuan jenis seed priming

SK	DB	JK	KT	F.Hit	F.Tabel	
					0.05	0.01
Kelompok	2	0,000074	0,000037	23,84*	19,00	99,00
PU (v)	1	0,000030	0,000030	19,23*	18,51	98,50
Galat (a)	2	0,000003	0,000002			
AP (z)	5	0,000024	0,000005	0,55 ^{tn}	2,71	4,10
v x z	5	0,000030	0,000006	0,69 ^{tn}	2,71	4,10
Galat (b)	20	0,000175	0,000009			
Total	35	0,000337				
KK a	0,18%					
KK b	0,42%					

Keterangan:

tn = Tidak nyata

(*) = Nyata

Tabel Lampiran 32.a Karotenoid daun ($\mu\text{mol mL}^{-1}$) dua varietas bawang merah terhadap perlakuan jenis seed priming

Perlakuan	Kelompok			Total	Rata-rata
	I	II	III		
v0z0	0,0033	0,0046	0,0054	0,0133	0,0044
v0z1	0,0038	0,0046	0,0071	0,0156	0,0052
v0z2	0,0030	0,0058	0,0080	0,0169	0,0056
v0z3	0,0037	0,0048	0,0073	0,0158	0,0053
v0z4	0,0064	0,0045	0,0069	0,0178	0,0059
v0z5	0,0055	0,0061	0,0076	0,0192	0,0064
Sub Total	0,0257	0,0304	0,0424	0,0985	
v1z0	0,0049	0,0046	0,0062	0,0157	0,0052
v1z1	0,0031	0,0048	0,0057	0,0136	0,0045
v1z2	0,0038	0,0052	0,0084	0,0174	0,0058
v1z3	0,0034	0,0066	0,0057	0,0156	0,0052
v1z4	0,0033	0,0045	0,0082	0,0159	0,0053
v1z5	0,0039	0,0058	0,0062	0,0159	0,0053
Sub Total	0,0224	0,0314	0,0404	0,0942	
Total	0,0481	0,0618	0,0828	0,1927	0,0054

Tabel Lampiran 32.b Sidik ragam karotenoid daun ($\mu\text{mol mL}^{-1}$) dua varietas bawang merah terhadap perlakuan jenis seed priming

SK	DB	JK	KT	F.Hit	F.Tabel	
					0.05	0.01
Kelompok	2	0,0000511	0,0000255	62,09*	19,00	99,00
PU (v)	1	0,0000005	0,0000005	1,30 ^{tn}	18,51	98,50
Galat (a)	2	0,0000008	0,0000004			
AP (z)	5	0,0000058	0,0000012	1,21 ^{tn}	2,71	4,10
v x z	5	0,0000035	0,0000007	0,73 ^{tn}	2,71	4,10
Galat (b)	20	0,0000191	0,0000010			
Total	35	0,0000808				
KK a	11,98%					
KK b	18,26%					

Keterangan:

tn = Tidak nyata

(*) = Nyata

Tabel Lampiran 33.a Kandungan zinc tanaman (mg kg^{-1}) dua varietas bawang merah terhadap perlakuan jenis seed priming

Perlakuan	Kelompok			Total	Rata-rata
	I	II	III		
v0z0	2,96	2,41	2,69	8,07	2,69
v0z1	2,63	2,58	2,60	7,81	2,60
v0z2	2,44	4,83	3,63	10,90	3,63
v0z3	5,57	2,51	4,04	12,12	4,04
v0z4	6,41	6,48	6,44	19,33	6,44
v0z5	9,26	9,70	9,48	28,45	9,48
Sub Total	29,27	28,51	28,89	86,68	
v1z0	4,85	3,12	3,99	11,96	3,99
v1z1	4,64	3,62	4,13	12,39	4,13
v1z2	3,01	4,09	3,55	10,65	3,55
v1z3	6,94	3,99	5,47	16,40	5,47
v1z4	5,30	4,17	4,74	14,21	4,74
v1z5	8,75	5,34	7,04	21,12	7,04
Sub Total	33,48	24,33	28,91	86,72	
Total	62,75	52,84	57,80	173,39	4,82

Tabel Lampiran 33.b Sidik ragam kandungan zinc tanaman (mg kg^{-1}) dua varietas bawang merah terhadap perlakuan jenis seed priming

SK	DB	JK	KT	F.Hit	F.Tabel	
					0.05	0.01
Kelompok	2	4,09118	2,04559	1,39322 ^{tn}	19,00	99,00
PU (v)	1	0,00004	0,00004	0,00003 ^{tn}	18,51	98,50
Galat (a)	2	2,93650	1,46825			
AP (z)	5	109,55771	21,91154	30,97543 ^{**}	2,71	4,10
v x z	5	22,36930	4,47386	6,32451 ^{**}	2,71	4,10
Galat (b)	20	14,14769	0,70738			
Total	35	153,10242				
KK a	25,16%					
KK b	17,46%					

Keterangan:

tn = Tidak nyata

(**) = Sangat nyata

Tabel Lampiran 34.a Padatan terlarut daun (%) dua varietas bawang merah terhadap perlakuan jenis seed priming

Perlakuan	Kelompok			Total	Rata-rata
	I	II	III		
v0z0	5,00	6,00	5,00	16,00	5,33
v0z1	6,00	5,60	5,00	16,60	5,53
v0z2	9,00	7,00	6,40	22,40	7,47
v0z3	9,00	7,00	6,80	22,80	7,60
v0z4	9,60	8,00	7,00	24,60	8,20
v0z5	10,00	9,00	6,20	25,20	8,40
Sub Total	48,60	42,60	36,40	127,60	
v1z0	5,00	5,00	7,00	17,00	5,67
v1z1	9,00	8,00	7,00	24,00	8,00
v1z2	8,00	7,00	7,40	22,40	7,47
v1z3	5,00	8,00	7,00	20,00	6,67
v1z4	8,00	7,00	8,00	23,00	7,67
v1z5	9,20	7,60	8,00	24,80	8,27
Sub Total	44,20	42,60	44,40	131,20	
Total	92,80	85,20	80,80	258,80	7,19

Tabel Lampiran 34.b Sidik ragam padatan terlarut daun (%) dua varietas bawang merah terhadap perlakuan jenis seed priming

SK	DB	JK	KT	F.Hit	F.Tabel	
					0.05	0.01
Kelompok	2	6,14	3,07	0,93 ^{tn}	19,00	99,00
PU (v)	1	0,36	0,36	0,11 ^{tn}	18,51	98,50
Galat (a)	2	6,59	3,29			
AP (z)	5	29,85	5,97	6,56 ^{**}	2,71	4,10
v x z	5	10,69	2,14	2,35 ^{tn}	2,71	4,10
Galat (b)	20	18,20	0,91			
Total	35	71,84				
KK a	25,24%					
KK b	13,27%					

Keterangan:

tn = Tidak nyata

(**) = Sangat nyata

Tabel Lampiran 35.a Padatan terlarut umbi (%) dua varietas bawang merah terhadap perlakuan jenis seed priming

Perlakuan	Kelompok			Total	Rata-rata
	I	II	III		
v0z0	17,40	14,00	17,00	48,40	16,13
v0z1	16,60	15,40	16,40	48,40	16,13
v0z2	16,80	16,40	17,60	50,80	16,93
v0z3	17,00	17,00	18,00	52,00	17,33
v0z4	18,00	16,80	20,00	54,80	18,27
v0z5	18,20	18,80	20,00	57,00	19,00
Sub Total	104,00	98,40	109,00	311,40	
v1z0	18,00	17,60	17,00	52,60	17,53
v1z1	19,00	19,00	20,00	58,00	19,33
v1z2	21,40	17,80	18,00	57,20	19,07
v1z3	19,00	21,60	20,20	60,80	20,27
v1z4	22,00	22,20	21,20	65,40	21,80
v1z5	22,00	22,40	21,00	65,40	21,80
Sub Total	121,40	120,60	117,40	359,40	
Total	225,40	219,00	226,40	670,80	18,63

Tabel Lampiran 35.b Sidik ragam padatan terlarut umbi (%) dua varietas bawang merah terhadap perlakuan jenis seed priming

SK	DB	JK	KT	F.Hit	F.Tabel	
					0.05	0.01
Kelompok	2	2,69	1,34	0,33 ^{tn}	19,00	99,00
PU (v)	1	64,00	64,00	15,65 ^{tn}	18,51	98,50
Galat (a)	2	8,18	4,09			
AP (z)	5	57,36	11,47	11,75 ^{**}	2,71	4,10
v x z	5	4,52	0,90	0,93 ^{tn}	2,71	4,10
Galat (b)	20	19,53	0,98			
Total	35	156,28				
KK a	10,85%					
KK b	5,30%					

Keterangan:

tn = Tidak nyata

(**) = Sangat nyata

Tabel Lampiran 36.a Umur panen (hari) dua varietas bawang merah terhadap perlakuan jenis seed priming

Perlakuan	Kelompok			Total	Rata-rata
	I	II	III		
v0z0	74,00	74,00	78,00	226,00	75,33
v0z1	75,00	74,00	74,00	223,00	74,33
v0z2	75,00	74,00	74,00	223,00	74,33
v0z3	78,00	74,00	74,00	226,00	75,33
v0z4	74,00	78,00	78,00	230,00	76,67
v0z5	74,00	74,00	74,00	222,00	74,00
Sub Total	450,00	448,00	452,00	1350,00	
v1z0	73,00	69,00	68,00	210,00	70,00
v1z1	69,00	71,00	73,00	213,00	71,00
v1z2	67,00	71,00	67,00	205,00	68,33
v1z3	73,00	67,00	73,00	213,00	71,00
v1z4	68,00	69,00	68,00	205,00	68,33
v1z5	67,00	68,00	67,00	202,00	67,33
Sub Total	417,00	415,00	416,00	1248,00	
Total	867,00	863,00	868,00	2598,00	72,17

Tabel Lampiran 36.b Sidik ragam umur panen (hari) dua varietas bawang merah terhadap perlakuan jenis seed priming

SK	DB	JK	KT	F.Hit	F.Tabel	
					0.05	0.01
Kelompok	2	1,17	0,58	2,33 ^{tn}	19,00	99,00
PU (v)	1	289,00	289,00	1156,00 ^{**}	18,51	98,50
Galat (a)	2	0,50	0,25			
AP (z)	5	27,33	5,47	1,22 ^{tn}	2,71	4,10
v x z	5	23,33	4,67	1,04 ^{tn}	2,71	4,10
Galat (b)	20	89,67	4,48			
Total	35	431,00				
KK a	0,69%					
KK b	2,93%					

Keterangan:

tn = Tidak nyata

(**) = Sangat nyata

Tabel Lampiran 37.a Jumlah umbi dua varietas bawang merah terhadap perlakuan jenis seed priming

Perlakuan	Kelompok			Total	Rata-rata
	I	II	III		
v0z0	1,62	1,57	2,14	5,33	1,78
v0z1	1,38	1,57	1,43	4,38	1,46
v0z2	1,43	1,43	1,86	4,71	1,57
v0z3	1,67	1,43	2,14	5,24	1,75
v0z4	1,67	1,86	2,00	5,52	1,84
v0z5	1,62	1,86	1,86	5,33	1,78
Sub Total	9,38	9,71	11,43	30,52	
v1z0	1,05	1,00	1,00	3,05	1,02
v1z1	1,24	1,43	1,29	3,95	1,32
v1z2	1,21	1,00	1,14	3,36	1,12
v1z3	1,14	1,00	1,43	3,57	1,19
v1z4	1,29	1,43	1,29	4,00	1,33
v1z5	1,38	1,57	1,43	4,38	1,46
Sub Total	7,31	7,43	7,57	22,31	
Total	16,69	17,14	19,00	52,83	1,47

Tabel Lampiran 37.b Sidik ragam jumlah umbi dua varietas bawang merah terhadap perlakuan jenis seed priming

SK	DB	JK	KT	F.Hit	F.Tabel	
					0.05	0.01
Kelompok	2	0,25	0,12	1,58 ^{tn}	19,00	99,00
PU (v)	1	1,87	1,87	23,66 [*]	18,51	98,50
Galat (a)	2	0,16	0,08			
AP (z)	5	0,38	0,08	3,26 [*]	2,71	4,10
v x z	5	0,34	0,07	2,87 [*]	2,71	4,10
Galat (b)	20	0,47	0,02			
Total	35	3,47				
KK a	19,18%					
KK b	10,41%					

Keterangan:

tn = Tidak nyata

(*) = Nyata

Tabel Lampiran 38.a Berat segar tanaman (g) dua varietas bawang merah terhadap perlakuan jenis seed priming

Perlakuan	Kelompok			Total	Rata-rata
	I	II	III		
v0z0	28,57	27,53	40,26	96,35	32,12
v0z1	24,70	25,54	34,00	84,24	28,08
v0z2	32,58	28,29	49,53	110,40	36,80
v0z3	33,22	32,77	39,11	105,10	35,03
v0z4	46,86	52,32	56,64	155,82	51,94
v0z5	49,96	53,70	67,96	171,63	57,21
Sub Total	215,90	220,14	287,51	723,55	
v1z0	27,42	26,24	34,19	87,84	29,28
v1z1	32,86	34,85	32,54	100,24	33,41
v1z2	39,31	41,25	36,20	116,76	38,92
v1z3	31,51	30,38	43,40	105,29	35,10
v1z4	47,36	32,55	69,28	149,20	49,73
v1z5	48,81	48,50	50,39	147,70	49,23
Sub Total	227,28	213,76	266,00	707,04	
Total	443,17	433,90	553,51	1430,58	39,74

Tabel Lampiran 38.b Sidik ragam berat segar tanaman (g) dua varietas bawang merah terhadap perlakuan jenis seed priming

SK	DB	JK	KT	F.Hit	F.Tabel	
					0.05	0.01
Kelompok	2	737,98	368,99	16,35 ^{tn}	19,00	99,00
PU (v)	1	7,57	7,57	0,34 ^{tn}	18,51	98,50
Galat (a)	2	45,15	22,57			
AP (z)	5	2957,37	591,47	16,48 ^{**}	2,71	4,10
v x z	5	156,60	31,32	0,87 ^{tn}	2,71	4,10
Galat (b)	20	717,68	35,88			
Total	35	4622,35				
KK a	11,96%					
KK b	15,07%					

Keterangan:

tn = Tidak nyata

(**) = Sangat nyata

Tabel Lampiran 39.a Berat kering tanaman (g) dua varietas bawang merah terhadap perlakuan jenis seed priming

Perlakuan	Kelompok			Total	Rata-rata
	I	II	III		
v0z0	21,07	18,83	27,13	67,04	22,35
v0z1	17,22	17,25	25,28	59,75	19,92
v0z2	21,53	20,07	31,15	72,75	24,25
v0z3	23,81	22,85	29,45	76,11	25,37
v0z4	32,41	38,17	39,64	110,23	36,74
v0z5	35,60	36,88	45,54	118,01	39,34
Sub Total	151,65	154,06	198,19	503,89	
v1z0	17,63	17,85	20,18	55,66	18,55
v1z1	24,19	25,94	24,55	74,67	24,89
v1z2	26,59	28,97	22,55	78,11	26,04
v1z3	22,78	23,86	28,88	75,52	25,17
v1z4	32,48	24,31	43,50	100,29	33,43
v1z5	34,27	35,63	35,73	105,63	35,21
Sub Total	157,94	156,56	175,40	489,89	
Total	309,59	310,61	373,58	993,78	27,61

Tabel Lampiran 39.b Sidik ragam berat kering tanaman (g) dua varietas bawang merah terhadap perlakuan jenis seed priming

SK	DB	JK	KT	F.Hit	F.Tabel	
					0.05	0.01
Kelompok	2	223,93	111,97	5,38 ^{tn}	19,00	99,00
PU (v)	1	5,44	5,44	0,26 ^{tn}	18,51	98,50
Galat (a)	2	41,66	20,83			
AP (z)	5	1435,22	287,04	24,46 ^{**}	2,71	4,10
v x z	5	100,07	20,01	1,71 ^{tn}	2,71	4,10
Galat (b)	20	234,69	11,73			
Total	35	2041,02				
KK a	16,53%					
KK b	12,41%					

Keterangan:

tn = Tidak nyata

(**) = Sangat nyata

Tabel Lampiran 40.a Berat segar umbi (g) dua varietas bawang merah terhadap perlakuan jenis seed priming

Perlakuan	Kelompok			Total	Rata-rata
	I	II	III		
v0z0	20,20	19,63	28,11	67,94	22,65
v0z1	18,03	18,28	26,55	62,87	20,96
v0z2	22,68	20,96	32,22	75,87	25,29
v0z3	25,60	23,86	31,83	81,28	27,09
v0z4	32,26	37,63	38,73	108,63	36,21
v0z5	35,34	38,94	46,43	120,71	40,24
Sub Total	154,12	159,30	203,88	517,30	
v1z0	18,22	18,03	20,69	56,95	18,98
v1z1	24,50	25,37	25,34	75,21	25,07
v1z2	28,01	29,64	23,98	81,63	27,21
v1z3	23,85	24,89	30,66	79,41	26,47
v1z4	34,68	27,14	46,09	107,91	35,97
v1z5	35,61	35,66	37,80	109,08	36,36
Sub Total	164,88	160,73	184,57	510,18	
Total	319,00	320,04	388,44	1027,48	28,54

Tabel Lampiran 40.b Sidik ragam berat segar umbi (g) dua varietas bawang merah terhadap perlakuan jenis seed priming

SK	DB	JK	KT	F.Hit	F.Tabel	
					0.05	0.01
Kelompok	2	263,96	131,98	6,68 ^{tn}	19,00	99,00
PU (v)	1	1,41	1,41	0,07 ^{tn}	18,51	98,50
Galat (a)	2	39,49	19,75			
AP (z)	5	1504,71	300,94	27,49 ^{**}	2,71	4,10
v x z	5	72,83	14,57	1,33 ^{tn}	2,71	4,10
Galat (b)	20	218,98	10,95			
Total	35	2101,39				
KK a	15,57%					
KK b	11,59%					

Keterangan:

tn = Tidak nyata

(**) = Sangat nyata

Tabel Lampiran 41.a Berat kering umbi (g) dua varietas bawang merah terhadap perlakuan jenis seed priming

Perlakuan	Kelompok			Total	Rata-rata
	I	II	III		
v0z0	17,49	17,33	24,29	59,11	19,70
v0z1	16,08	16,03	23,84	55,96	18,65
v0z2	19,99	18,80	28,69	67,48	22,49
v0z3	22,28	21,13	27,96	71,37	23,79
v0z4	29,48	35,20	35,13	99,81	33,27
v0z5	31,68	34,85	42,42	108,95	36,32
Sub Total	137,01	143,35	182,33	462,69	
v1z0	16,18	16,42	18,29	50,89	16,96
v1z1	22,40	23,38	22,99	68,77	22,92
v1z2	24,72	26,40	21,05	72,17	24,06
v1z3	21,41	22,92	26,70	71,03	23,68
v1z4	30,65	23,11	40,68	94,44	31,48
v1z5	32,34	33,18	33,96	99,49	33,16
Sub Total	147,70	145,41	163,67	456,79	
Total	284,71	288,76	346,00	919,47	25,54

Tabel Lampiran 41.b Sidik ragam berat kering umbi (g) dua varietas bawang merah terhadap perlakuan jenis seed priming

SK	DB	JK	KT	F.Hit	F.Tabel	
					0.05	0.01
Kelompok	2	195,80	97,90	5,16 ^{tn}	19,00	99,00
PU (v)	1	0,97	0,97	0,05 ^{tn}	18,51	98,50
Galat (a)	2	37,91	18,96			
AP (z)	5	1285,35	257,07	26,31 ^{**}	2,71	4,10
v x z	5	61,12	12,22	1,25 ^{tn}	2,71	4,10
Galat (b)	20	195,41	9,77			
Total	35	1776,55				
KK a	17,05%					
KK b	12,24%					

Keterangan:

tn = Tidak nyata

(**) = Sangat nyata

Tabel Lampiran 42.a Diameter umbi (mm) dua varietas bawang merah terhadap perlakuan jenis seed priming

Perlakuan	Kelompok			Total	Rata-rata
	I	II	III		
v0z0	38,42	37,84	47,41	123,68	41,23
v0z1	36,49	38,73	43,49	118,70	39,57
v0z2	39,00	37,96	47,36	124,32	41,44
v0z3	43,06	42,20	48,73	133,99	44,66
v0z4	47,93	52,37	54,20	154,50	51,50
v0z5	46,59	50,93	55,13	152,65	50,88
Sub Total	251,49	260,03	296,31	807,84	
v1z0	33,82	32,33	35,96	102,11	34,04
v1z1	40,22	41,04	41,04	122,31	40,77
v1z2	43,59	44,19	40,97	128,75	42,92
v1z3	38,97	39,47	45,46	123,90	41,30
v1z4	47,85	44,57	53,06	145,48	48,49
v1z5	47,79	49,89	49,94	147,61	49,20
Sub Total	252,25	251,49	266,43	770,16	
Total	503,74	511,51	562,74	1578,00	43,83

Tabel Lampiran 42.b Sidik ragam diameter umbi (mm) dua varietas bawang merah terhadap perlakuan jenis seed priming

SK	DB	JK	KT	F.Hit	F.Tabel	
					0.05	0.01
Kelompok	2	171,28	85,64	4,16 ^{tn}	19,00	99,00
PU (v)	1	39,43	39,43	1,92 ^{tn}	18,51	98,50
Galat (a)	2	41,13	20,57			
AP (z)	5	791,54	158,31	37,31 ^{**}	2,71	4,10
v x z	5	78,31	15,66	3,69 [*]	2,71	4,10
Galat (b)	20	84,86	4,24			
Total	35	1206,55				
KK a	10,35%					
KK b	4,70%					

Keterangan:

tn = Tidak nyata

(*) = Nyata

(**) = Sangat nyata

Tabel Lampiran 43.a Tinggi umbi (cm) dua varietas bawang merah terhadap perlakuan jenis seed priming

Perlakuan	Kelompok			Total	Rata-rata
	I	II	III		
v0z0	27,48	29,09	26,11	82,68	27,56
v0z1	26,09	27,60	25,96	79,64	26,55
v0z2	29,89	30,71	30,50	91,10	30,37
v0z3	30,54	30,06	31,69	92,28	30,76
v0z4	31,34	33,01	31,83	96,18	32,06
v0z5	32,29	30,74	37,94	100,97	33,66
Sub Total	177,62	181,21	184,03	542,86	
v1z0	26,81	26,20	27,77	80,78	26,93
v1z1	28,30	29,73	28,44	86,47	28,82
v1z2	29,93	30,64	27,10	87,68	29,23
v1z3	29,39	28,80	30,67	88,86	29,62
v1z4	31,19	27,71	36,04	94,95	31,65
v1z5	30,70	30,73	31,81	93,24	31,08
Sub Total	176,31	173,81	181,84	531,97	
Total	353,93	355,03	365,87	1074,83	29,86

Tabel Lampiran 43.b Sidik ragam tinggi umbi (cm) dua varietas bawang merah terhadap perlakuan jenis seed priming

SK	DB	JK	KT	F.Hit	F.Tabel	
					0.05	0.01
Kelompok	2	7,26	3,63	4,01 ^{tn}	19,00	99,00
PU (v)	1	3,29	3,29	3,64 ^{tn}	18,51	98,50
Galat (a)	2	1,81	0,90			
AP (z)	5	131,78	26,36	6,92 ^{**}	2,71	4,10
v x z	5	19,19	3,84	1,01 ^{tn}	2,71	4,10
Galat (b)	20	76,18	3,81			
Total	35	239,51				
KK a	3,19%					
KK b	6,54%					

Keterangan:

tn = Tidak nyata

(**) = Sangat nyata

Tabel Lampiran 44.a Susut umbi (%) dua varietas bawang merah terhadap perlakuan jenis seed priming

Perlakuan	Kelompok			Total	Rata-rata
	I	II	III		
v0z0	13,41	11,70	13,57	38,69	12,90
v0z1	10,83	12,31	10,21	33,35	11,12
v0z2	11,85	10,30	10,98	33,13	11,04
v0z3	12,96	11,41	12,16	36,53	12,18
v0z4	8,62	6,47	9,30	24,38	8,13
v0z5	10,36	10,51	8,64	29,51	9,84
Sub Total	68,03	62,70	64,87	195,60	
v1z0	11,23	8,95	11,60	31,79	10,60
v1z1	8,57	7,82	9,27	25,67	8,56
v1z2	11,73	10,91	12,24	34,88	11,63
v1z3	10,23	7,92	12,94	31,09	10,36
v1z4	11,63	14,87	11,72	38,23	12,74
v1z5	9,19	6,96	10,15	26,30	8,77
Sub Total	62,59	57,44	67,93	187,96	
Total	130,62	120,14	132,80	383,55	10,65

Tabel Lampiran 44.b Sidik ragam susut umbi (%) dua varietas bawang merah terhadap perlakuan jenis seed priming

SK	DB	JK	KT	F.Hit	F.Tabel	
					0.05	0.01
Kelompok	2	7,64	3,82	1,94 ^{tn}	19,00	99,00
PU (v)	1	1,62	1,62	0,82 ^{tn}	18,51	98,50
Galat (a)	2	3,93	1,97			
AP (z)	5	27,49	5,50	3,37*	2,71	4,10
v x z	5	55,24	11,05	6,76**	2,71	4,10
Galat (b)	20	32,67	1,63			
Total	35	128,59				
KK a	13,16%					
KK b	12%					

Keterangan:

tn = Tidak nyata

(*) = Nyata

(**) = Sangat nyata

Tabel Lampiran 45.a Kadar air umbi (%) dua varietas bawang merah terhadap perlakuan jenis seed priming

Perlakuan	Kelompok			Total	Rata-rata
	I	II	III		
v0z0	89,63	82,91	49,59	222,12	74,04
v0z1	90,77	78,11	41,22	210,11	70,04
v0z2	74,78	81,38	66,73	222,89	74,30
v0z3	92,06	83,58	54,97	230,62	76,87
v0z4	92,45	59,92	54,92	207,28	69,09
v0z5	85,65	58,30	64,40	208,36	69,45
Sub Total	525,34	444,21	331,83	1301,38	
v1z0	85,34	56,56	60,80	202,70	67,57
v1z1	70,53	64,71	58,03	193,27	64,42
v1z2	87,31	77,63	47,30	212,23	70,74
v1z3	92,63	79,87	7,02	179,52	59,84
v1z4	90,03	65,66	36,51	192,19	64,06
v1z5	84,80	58,27	31,20	174,27	58,09
Sub Total	510,64	402,69	240,86	1154,18	
Total	1035,98	846,89	572,69	2455,57	68,21

Tabel Lampiran 45.b Sidik ragam kadar air umbi (%) dua varietas bawang merah terhadap perlakuan jenis seed priming

SK	DB	JK	KT	F.Hit	F.Tabel	
					0.05	0.01
Kelompok	2	9044,03	4522,02	36,25*	19,00	99,00
PU (v)	1	601,87	601,87	4,82 ^{tn}	18,51	98,50
Galat (a)	2	249,51	124,75			
AP (z)	5	291,93	58,39	0,32 ^{tn}	2,71	4,10
v x z	5	194,01	38,80	0,21 ^{tn}	2,71	4,10
Galat (b)	20	3628,51	181,43			
Total	2	9044,03	4522,02	36,25	19,00	99,00
KK a	16,37%					
KK b	19,75%					

Keterangan:

tn = tidak nyata

(*) = nyata

Tabel Lampiran 46.a Rasio tajuk dan umbi dua varietas bawang merah terhadap perlakuan jenis seed priming

Perlakuan	Kelompok			Total	Rata-rata
	I	II	III		
v0z0	0,41	0,40	0,43	1,25	0,42
v0z1	0,37	0,40	0,28	1,05	0,35
v0z2	0,44	0,35	0,54	1,32	0,44
v0z3	0,30	0,37	0,23	0,90	0,30
v0z4	0,45	0,39	0,46	1,30	0,43
v0z5	0,41	0,38	0,46	1,26	0,42
Sub Total	2,38	2,29	2,40	7,08	
v1z0	0,50	0,46	0,65	1,61	0,54
v1z1	0,34	0,37	0,28	1,00	0,33
v1z2	0,40	0,39	0,51	1,30	0,43
v1z3	0,32	0,22	0,42	0,96	0,32
v1z4	0,37	0,20	0,50	1,07	0,36
v1z5	0,37	0,36	0,33	1,06	0,35
Sub Total	2,31	2,00	2,70	7,00	
Total	4,69	4,29	5,10	14,08	0,39

Tabel Lampiran 46.b Sidik ragam rasio tajuk dan umbi dua varietas bawang merah terhadap perlakuan jenis seed priming

SK	DB	JK	KT	F.Hit	F.Tabel	
					0.05	0.01
Kelompok	2	0,03	0,01	1,88 ^{tn}	19,00	99,00
PU (v)	1	0,001	0,001	0,02 ^{tn}	18,51	98,50
Galat (a)	2	0,01	0,01			
AP (z)	5	0,11	0,02	4,48 ^{**}	2,71	4,10
v x z	5	0,04	0,01	1,52 ^{tn}	2,71	4,10
Galat (b)	20	0,10	0,01			
Total	35	0,29				
KK a	21,82%					
KK b	18,12%					

Keterangan:

tn = Tidak nyata

(**) = Sangat nyata

Tabel Lampiran 47.a Indeks panen dua varietas bawang merah terhadap perlakuan jenis seed priming

Perlakuan	Kelompok			Total	Rata-rata
	I	II	III		
v0z0	0,71	0,71	0,70	2,12	0,71
v0z1	0,73	0,72	0,78	2,23	0,74
v0z2	0,70	0,74	0,65	2,09	0,70
v0z3	0,77	0,73	0,81	2,31	0,77
v0z4	0,69	0,72	0,68	2,09	0,70
v0z5	0,71	0,73	0,68	2,12	0,71
Sub Total	4,30	4,34	4,31	12,95	
v1z0	0,66	0,69	0,61	1,96	0,65
v1z1	0,75	0,73	0,78	2,25	0,75
v1z2	0,71	0,72	0,66	2,09	0,70
v1z3	0,76	0,82	0,71	2,28	0,76
v1z4	0,73	0,83	0,67	2,23	0,74
v1z5	0,73	0,74	0,75	2,22	0,74
Sub Total	4,34	4,52	4,17	13,03	
Total	8,64	8,86	8,48	25,99	0,72

Tabel Lampiran 47.b Sidik ragam indeks panen dua varietas bawang merah terhadap perlakuan jenis seed priming

SK	DB	JK	KT	F.Hit	F.Tabel	
					0.05	0.01
Kelompok	2	0,0063	0,0031	1,44 ^{tn}	19,00	99,00
PU (v)	1	0,0002	0,0002	0,08 ^{tn}	18,51	98,50
Galat (a)	2	0,0044	0,0022			
AP (z)	5	0,0300	0,0060	4,11 ^{**}	2,71	4,10
v x z	5	0,0093	0,0019	1,28 ^{tn}	2,71	4,10
Galat (b)	20	0,0291	0,0015			
Total	35	0,0792				
KK a	6,46%					
KK b	5,29%					

Keterangan:

tn = Tidak nyata

(**) = Sangat nyata

Tabel Lampiran 48.a Produksi umbi perpetak (kg m^{-2}) dua varietas bawang merah terhadap perlakuan jenis seed priming

Perlakuan	Kelompok			Total	Rata-rata
	I	II	III		
v0z0	0,93	1,11	1,46	3,49	1,16
v0z1	0,96	1,09	1,43	3,49	1,16
v0z2	1,38	1,30	1,78	4,46	1,49
v0z3	1,27	1,42	1,82	4,50	1,50
v0z4	2,06	2,46	2,42	6,95	2,32
v0z5	2,22	2,44	2,76	7,41	2,47
Sub Total	8,82	9,82	11,67	30,30	
v1z0	0,71	0,71	1,21	2,63	0,88
v1z1	1,34	1,01	1,49	3,84	1,28
v1z2	1,68	1,53	1,47	4,69	1,56
v1z3	1,48	1,15	1,82	4,44	1,48
v1z4	2,08	1,50	2,81	6,39	2,13
v1z5	2,23	2,29	2,38	6,90	2,30
Sub Total	9,53	8,18	11,17	28,89	
Total	18,35	18,00	22,84	59,19	1,64

Tabel Lampiran 48.b Sidik ragam produksi umbi perpetak (kg m^{-2}) dua varietas bawang merah terhadap perlakuan jenis seed priming

SK	DB	JK	KT	F.Hit	F.Tabel	
					0.05	0.01
Kelompok	2	1,21	0,61	5,31 ^{tn}	19,00	99,00
PU (v)	1	0,06	0,06	0,49 ^{tn}	18,51	98,50
Galat (a)	2	0,23	0,11			
AP (z)	5	8,95	1,79	47,17 ^{**}	2,71	4,10
v x z	5	0,20	0,04	1,04 ^{tn}	2,71	4,10
Galat (b)	20	0,76	0,04			
Total	35	11,41				
KK a	20,57%					
KK b	11,85%					

Keterangan:

tn = Tidak nyata

(**) = Sangat nyata

Tabel Lampiran 49.a Produktivitas ($t\ ha^{-1}$) dua varietas bawang merah terhadap perlakuan jenis seed priming

Perlakuan	Kelompok			Total	Rata-rata
	I	II	III		
v0z0	12,24	12,13	17,01	41,38	13,79
v0z1	11,26	11,22	16,69	39,17	13,06
v0z2	14,00	13,16	20,08	47,24	15,75
v0z3	15,60	14,79	19,57	49,96	16,65
v0z4	20,64	24,64	24,59	69,87	23,29
v0z5	22,17	24,39	29,69	76,26	25,42
Sub Total	95,91	100,34	127,63	323,88	
v1z0	11,32	11,49	12,81	35,62	11,87
v1z1	15,68	16,37	16,09	48,14	16,05
v1z2	17,31	18,48	14,73	50,52	16,84
v1z3	14,99	16,05	18,69	49,72	16,57
v1z4	21,45	16,18	28,48	66,11	22,04
v1z5	22,64	23,23	23,77	69,64	23,21
Sub Total	103,39	101,79	114,57	319,75	
Total	199,30	202,13	242,20	643,63	17,88

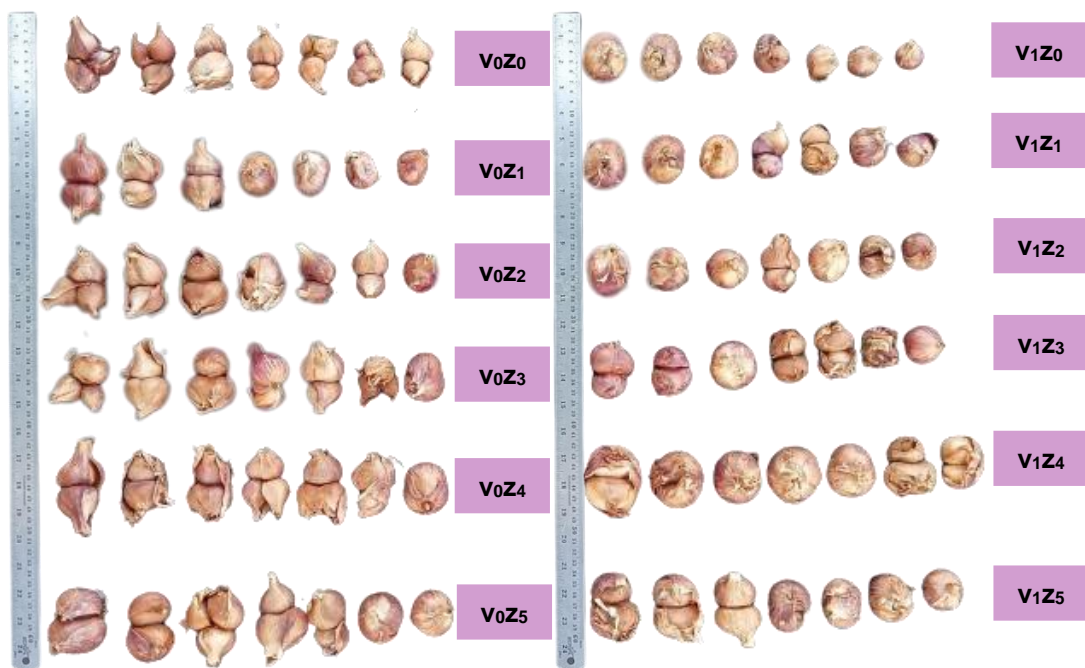
Tabel Lampiran 49.b Sidik ragam produktivitas ($t\ ha^{-1}$) dua varietas bawang merah terhadap perlakuan jenis seed priming

SK	DB	JK	KT	F.Hit	F.Tabel	
					0.05	0.01
Kelompok	2	95,94	47,97	5,16 ^{tn}	19,00	99,00
PU (v)	1	0,47	0,47	0,05 ^{tn}	18,51	98,50
Galat (a)	2	18,58	9,29			
AP (z)	5	629,82	125,96	26,31 ^{**}	2,71	4,10
v x z	5	29,95	5,99	1,25 ^{tn}	2,71	4,10
Galat (b)	20	95,75	4,79			
Total	35	870,51				
KK a	17,05%					
KK b	12,24%					


Keterangan:

tn = Tidak nyata

(**) = Sangat nyata



Gambar Lampiran 5. Hasil produksi umbi bawang merah



Gambar Lampiran 6. Pertumbuhan tanaman bawang merah 50 hst

DAFTAR RIWAYAT HIDUP

A. Data Pribadi

1. Nama : Abdul Jalil
2. Tempat, Tanggal Lahir : Tarakan, 19 Juni 2000
3. Alamat : Karungan, Tarakan, Kalimantan Utara
4. Kewarganegaraan : Indonesia



B. Riwayat Pendidikan

1. RA Darussalam Tarakan, 2006
2. SDN 027 Tarakan, 2012
3. SMPN 3 Tarakan, 2015
4. SMAN 2 Tarakan, 2018
5. (S1) Agroteknologi, Universitas Hasanuddin, 2022
6. (S2) Agroteknologi, Universitas Hasanuddin, 2024

C. Karya Ilmiah yang telah dan akan dipublikasikan

- Faried, M., Jalil, A., Cennawati, Putri, R.W. and Wijaya, F. 2024. Can pruning affect the growth of shallot (*Allium ascalonicum* L.) seedlings from botanical seeds?. Journal of Agriculture Faculty of Ege University, 61(2), 165-174. <https://doi.org/10.20289/zfdergi.1358246>
- Jalil, A., Syam'un, E. and Syaiful, S.A. 2024. Germination Behavior of Deteriorated Shallot Seeds Applied with Zinc as Priming Agent. *Pertanika: Journal of Tropical Agriculture Science*. <http://www.pertanika.upm.edu.my/pjtas/browse/regular-issue>
- Syaiful, S.A., Syam'un, E. and Jalil, A. 2024. Enhancing Shallot Growth and Production: The Role of Zinc-Based Seed Priming Techniques. *International Journal of Horticultural Science and Technology*. https://ijhst.ut.ac.ir/issue_12408_12626.html
- Jalil, A., Syam'un, E. and Syaiful, S.A. 2025. Examination of Shallot Seedling Quality Through Seed Priming.
- Jalil, A., Syam'un, E. and Syaiful, S.A. 2025. Leaf Pigments and Plants Zinc Content on Two Shallots Cultivars Using Multivariate Analysis.
- Faried, M., Syam'un, E., Mantja, K., Chiomento, J.L.T. and Jalil, A. 2025. Relation of Seedling Traits and Recovery Time After Transplanting in Shallot from True Seed.
- Faried, M., Syam'un, E., Mantja, K., Putri, R.W., Jalil, A., Kuse, K.G., Cennawati, and Wijaya, P. 2025. Impact of Boron as Priming Agent in Germination Performance on Shallot.
- Faried, M., Syam'un E., Mantja, K., Jalil, A., Cennawati, Wijaya, P. and Putri, R.W. 2025. Contrasting Several Growing Media on Growth and Quality of Melon Seedling (*Cucumis melo*).

D. Kontak

1. No Hp/Wa : 0822-5350-2519
2. Email : abduljalil.mdlle@gmail.com
3. Linked : @Abdul Jalil
<https://www.linkedin.com/in/abdul-jalil-a3158a251?>
4. IG : @Abdul Jalil Lompoe
https://www.instagram.com/abdul_jalil_lompoe?igsh=a3N0amJvZ215eTBi
5. FB : @Abdul Jalil
<https://www.facebook.com/profile.php?id=100006346267429&mibextid=ZbWKwL>