

## DAFTAR PUSTAKA

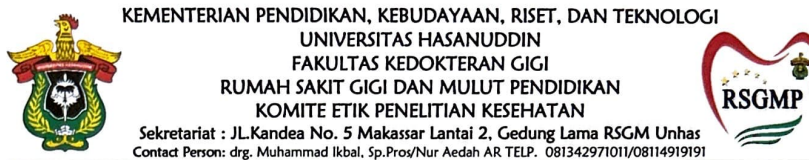
- Al-Asmari, K. M., Abu Zeid, I. M. dan Al-Attar, A. M. (2020) 'Medicinal properties of Arabica coffee (*coffea arabica*) oil: An Overview', *Advancements in Life Sciences*, 8(1), hal. 20-29.
- Alhasyimi, AA., Pudyani, PS. (2022) 'Effect of cocoa administration during orthodontic tooth movement on RUNX2, calcium levels, and osteoclast bone-resorbing activity in rats', *J Pharm Pharmacogn Res*, 10(5):857-864. doi:10.56499/jppres22.1434\_10.5.857
- Ameca, GM., Ortega Cerrilla, ME., Zetina Córdoba, P., Díaz Cruz, A., Soto Hernández, M., and Haro, JH. (2018) 'Chemical composition and antioxidant capacity of coffee pulp. *Ciencia e Agrotecnologia*', 42(3), hal. 307–313. doi: 10.1590/1413- 70542018423000818.
- Golshah, A., Omidi, K., Nikkerdar, N., and Ghorbani, F. (2022) 'Effect of Caffeine Injection on Orthodontic Tooth Movement in Rats: An Experimental Study on Rats. *Hindawi International Journal of Dentistry Volume 2022, Article ID 7204806, 9*'
- Ameca, GM., Ortega Cerrilla, ME., Zetina Córdoba, P., Díaz Cruz, A., Soto Hernández, M., and Haro, JH. (2018) 'Chemical composition and antioxidant capacity of coffee pulp. *Ciencia e Agrotecnologia*', 42(3), hal. 307–313. doi: 10.1590/1413- 70542018423000818.
- Berman, NK., Honig, S., Cronstein BN., Pillinger MH. (2022) 'The effects of caffeine on bone mineral density and fracture risk', *Osteoporosis International Journal*, 33:1235-1241. <http://doi.org/10.1007/s00198-021-05972>.
- Bisht, S., Sisodia, S. (2010) 'Coffea arabica: A wonder gift to medical science', *Journal of Natural Pharmaceuticals*, 1(1), hal. 58. doi: 10.4103/2229-5119.73595.
- Chandra, D. and Fitria. (2019) 'Formulasi sediaan gel, krim, gel-krim ekstrak biji kopi (*Coffea arabica* L.) sebagai antiselulit', *Jurnal Ilmiah Farmasi Imelda*, 2(2), hal. 2655–3147. Tersedia pada: <https://jurnal.uimedan.ac.id/index.php/JURNALFARMASI/article/view/197>
- Golshah, A., Omidi, K., Nikkerdar, N., Ghorbani, F. (2022) 'Effect of Caffeine Injection on Orthodontic Tooth Movement in Rats: An Experimental Study on Rats', *Int J Dent*, doi:10.1155/2022/7204806
- Graber., Vig, KWL., Vanarsdall, RL., Huang, GJ. (2017) 'Orthodontics current principles and techniques', 6th Ed. 2017. Elsevier: USA. Pp 210
- Hamdani, I., and Nurman, S. (2020) 'Ekstrak Etanol Kopi Hijau Arabika (*Coffea arabica* L.) sebagai Antihiperqlikemi pada Mencit (*Mus musculus*)', *Jurnal Kefarmasian Indonesia*, (Dose I), hal. 140–147. doi: 10.22435/jki.v10i2.2122. Herniyati, Harmono, H., Devi, LS., Hernawati, S. (2019) 'Cellular analysis in orthodontic tooth movement post robusta coffee extract administration', *J Int Dent Med Res*, 12(3):969-976.

- Herniyati, Narmada, IB., Soetjipto. (2017) 'The role of RANKL and OPG in alveolar bone remodeling and improvement of orthodontic tooth movement post coffee brew administration', *J Int Dent Med Res*,10(1):84-88.
- Herniyati, H., et al. (2018) 'Caffeine increases PGE2 levels at compression and tension areas during orthodontic tooth movement', lecturer scientific publish. <http://repository.unej.ac.id/handle/123456789/85745>
- Herniyati, Harmono, H., Devi, LS., Hernawati, S. (2019) 'Celluler analysis in orthodontic tooth movement post robusta coffee extract administration', *J Int Dent Med Res*, 12(3):969-976.
- Huang, H., Williams, RC., Kyrkanides, S. (2014) 'Accelerated orthodontic tooth movement: Molecular mechanisms', *Am J Orthod Dentofac Orthop*, 146(5):620-632. doi:10.1016/j.ajodo.2014.07.007
- Jem S., Chang, KL. (2013) 'Caffeine regulates osteogenic differentiation and mineralization of primary adipose-derived stem cells and a bone marrow stromal cell line', *International Journal of Food Sciences and Nutrition*, 64(4): 429–436.
- Jianru, Y., Boxi, Y., Meile, L. (2016) 'Caffeine may enhance orthodontic tooth movement throught increasing osteoclastogenesis induced by periodontal ligament cells under compression', *Archieves of Oral Biology*, 64:51-60.
- Knapik, JJ., Steelman, RA., Trone, DW., Farina, EK., Lieberman, HR. (2022) 'Prevalence of caffeine consumers, daily caffeine consumption, and factors associated with caffeine use among active duty United States military personnel', *Nutr J*, Vol. 21(22),1– 19
- Kristiyanto D., Pranoto B. (2013) 'Penurunan kadar kafein kopi arabika dengan proses fermentasi menggunakan nopko Mz-15', *Jurnal Teknologi Kimia dan Industri* by <http://ejournal-s1.undip.ac.id/index.php/jtki>. *Volume 2, Nomor 4*
- Makrygiannakis, MA., Kaklamanos, EG., Athanasiou, AE. (2019) 'Effects of systemic medication on root resorption associated with orthodontic tooth movement: A systematic review of animal studies', *Eur J Orthod*, 41(4):346-359. doi:10.1093/ejo/cjy048
- Makrygiannakis, MA., Athanasiou, CA., Kaklamanos, EG. (2022) 'May alcoholic and non-alcoholic drinks affect the rate of orthodontic tooth movement? A systematic review of animal studies', *Eur J Orthod*, 1-10. doi:10.1093/ejo/cjac052
- Mediero, A., Cronstein, BN. (2013) 'Adenosine and bone metabolism', *Trends Endocrinol Metab*, 24(6):290-300. doi:10.1016/j.tem.2013.02.001
- Miles P. (2017) 'Accelerated orthodontic treatment what's the evidence', *Australian Dental Journal*, 62: (1 Suppl): 63–70
- Murtaza, N., Hamid, WU., Shamim, A., Hussain, S., Azeem, M., Sadiq, MN. (2020) 'Combined Effect of Nicotine and Caffeine on Orthodontic Tooth Movement in Rats', *J Islam Med Dent Coll*, 9(2):109-114. doi:10.35787/jimdc.v9i2.462
- Naeli, F., and Muchtaridi. (2012) 'Tinjauan Kimia dan Aspek Farmakologi Senyawa Asam Klorogenat Pada Biji Kopi: Review', *Farmaka*, 14, hal. 214–227.

- Nurman, S. et al. (2019) 'The optimization of gel preparations using the active compounds of arabica coffee ground nanoparticles', *Scientia Pharmaceutica*, 87(4). doi: 10.3390/scipharm87040032.
- Nurhidayat. 'Deteksi bahan aktif dengan Metode Immunohistokimia', Institut Pertanian Bogor: bagian anatomi fakultas kedokteran.
- Paiva, CLRS., Beserra, BTS., Reis, CEG., Dorea, JG., Da Costa THM., Amato AA. (2019) 'Consumption of coffee or caffeine and serum concentration of inflammatory markers: A systematic review', *Crit. Rev. Food Sci. Nutr.* 2019;59:652–663. doi: 10.1080/10408398.2017.1386159. [[PubMed](#)] [[CrossRef](#)] [[Google Scholar](#)]
- Proffit, Henry, WF., David, MS. (2019) 'Contemporary Orthodontics Fourth Edition. Canada : Mosby Elsevier.
- Putri, NFA., Nawangsari, D., and Sunarti, S. (2021) 'Formulasi sediaan gel scrub wajah serbuk biji kopi arabika (Coffee arabica) dengan konsentrasi karbopol 940 sebagai gelling agent', *Jurnal Farmasi & Sains Indonesia*, 4(2), hal. 68–73. doi: 10.52216/jfsi.vol4no2p68-73.
- Puspitasari, AD., Yuita, NE., and Sumantri, S. (2017) 'Krim Antioksidan Ekstrak Etanol Daun Kopi Arabika (Coffea Arabica)', *Jurnal Ilmiah Teknosains*, 3(2). doi: 10.26877/jitek.v3i2.1884.
- Sandeep, G., and G. Sonia. (2012) 'Pattern of dental malocclusion in orthodontic patients in Rwanda: a retrospective hospital based study', *Rwanda Medical Journal*. 69 (4): 13-18.
- Shirazi, M., Vaziri, H., Salari, B., Motahhari, P., Etemad-Moghadam S., Dehpour, AR. (2017) 'The effect of caffeine on orthodontic tooth movement in rats', *Iran J Basic Med Sci* 2017;20:260-264; <http://dx.doi.org/10.22038/ijbms.2017.8353>
- Stefanello, N., Spanevello, RM., Passamonti, S., et al. (2019) 'Coffee, caffeine, chlorogenic acid, and the purinergic system', *Food Chem Toxicol*, 123(October 2018):298-313. doi:10.1016/j.fct.2018.10.005
- Xiao, W., Wang, Y., Pacios, S., Li, S., Graves, DT. (2015) 'Cellular and Molecular Aspects of Bone Remodeling', *Front Oral Biol*, 18:9-16. doi:10.1159/000351895
- Yi, J. (2012) 'Drinking Coffee May Accelerates Orthodontic Tooth Movements Through Enhancing Osteoclastogenesis', *International Association For Dental Research*, 3(10) : 72 – 76.
- Yi, J., Yan, B., Li, M., et al. (2016) 'Caffeine may enhance orthodontic tooth movement through increasing osteoclastogenesis induced by periodontal ligament cells under compression', *Arch Oral Biol*, 64:51-60. doi:10.1016/j.archoralbio.2015.12.009
- Zhao, N., Kanzaki, H., Ni, J., Chen, Z., and Liang, W. (2012) 'Local osteoprotegerin gene transfer inhibits relapse of orthodontic tooth movement', *American Journal of Orthodontic and Dentofacial Orthopedics*, 2012;141(91): 30-40.

## LAMPIRAN

### 1. Etik penelitian



#### REKOMENDASI PERSETUJUAN ETIK

Nomor: 0234/PL.09/KEPK FKG-RSGM UNHAS/2023

Tanggal: 13 November 2023

Dengan ini menyatakan bahwa protokol dan dokumen yang berhubungan dengan protokol berikut ini telah mendapatkan persetujuan etik:

No. Protokol	UH 17120973	No Protokol Sponsor	
Peneliti Utama	drg. Ita Purnama Alwi	Sponsor	Pribadi
Judul Peneliti	Pengaruh Kopi Arabika ( <i>Coffea Arabica L.</i> ) terhadap Ekspresi Receptor Activator of Nuclear Factor $\kappa$ B Ligand (RANKL) selama Pergerakan Gigi Ortodonti (In Vivo)		
No. Versi Protokol	1	Tanggal Versi	06 November 2023
No. Versi Protokol		Tanggal Versi	
Tempat Penelitian	1. Laboratorium Biomolekuler Fakultas Kedokteran Universitas Hasanuddin 2. Laboratorium Patologi Anatomi Rumah Sakit Pendidikan Universitas Hasanuddin 3. Laboratorium Biokimia Fakultas Kedokteran Universitas Brawijaya		
Dokumen Lain			
Jenis Review	<input type="checkbox"/> Exempted <input checked="" type="checkbox"/> Expedited <input type="checkbox"/> Fullboard	Masa Berlaku 13 November 2023-13 November 2024	Frekuensi Review Lanjutan
Ketua Komisi Etik Penelitian	Nama: Dr. drg. Marhamah, M.Kes	Tanda Tangan 	Tanggal
Sekretaris Komisi Etik Penelitian	Nama: drg. Muhammad Ikbal, Sp.Pros	Tanda Tangan 	Tanggal

#### Kewajiban peneliti utama:

- Menyerahkan Amandemen Protokol untuk persetujuan sebelum diimplementasikan
- Menyerahkan laporan SAE ke Komisi Etik dalam 24 Jam dan dilengkapi dalam 7 hari dan lapor SUSAR dalam 72 jam setelah peneliti utama menerima laporan.
- Menyerahkan laporan kemajuan (*progress report*) setiap 6 bulan untuk penelitian resiko tinggi dan setiap setahun untuk penelitian resiko rendah.
- Menyerahkan laporan akhir setelah penelitian berakhir.
- Melaporkan penyimpangan dari protokol yang disetujui (*protocol deviation/violation*)
- Mematuhi semua aturan yang berlaku.

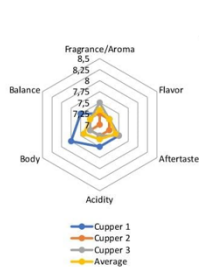
## 2. Dokumentasi pelaksanaan penelitian

### a. Persiapan kopi arabika

#### Cupping Report Kopi Ale Kaarua Semi Wash

##### Data Information

Date	25/5/23	Grade	Commercial
Number Of Cuppers	3 Cuppers	Average Score	81,33



	Cupper 1	Cupper 2	Cupper 3	Average
<i>Fragrance/Aroma</i>	7,25	7,25	7,50	7,33
<i>Flavor</i>	7,25	7,25	7,25	7,25
<i>Aftertaste</i>	7,50	7,25	7,50	7,42
<i>Acidity</i>	7,50	7,25	7,25	7,33
<i>Body</i>	7,75	7,25	7,25	7,42
<i>Balance</i>	7,50	7,00	7,25	7,25
<i>Uniformity</i>	10,00	10,00	10,00	10,00
<i>Clean Cup</i>	10,00	10,00	10,00	10,00
<i>Sweetness</i>	10,00	10,00	10,00	10,00
<i>Overall</i>	7,75	7,00	7,25	7,33
<i>Defect (subtract)</i>	0,00	0,00	0,00	0,00
<b>Total Cup Point</b>	<b>82,50</b>	<b>80,25</b>	<b>81,25</b>	<b>81,33</b>

Karakteristik (Characteristic)	Skor Citarasa (Cup testing Score)*	Karakteristik (Characteristic)	Skor Citarasa (Cup testing Score)*
Fragrance/aroma	8.00	Balance	8.00
Flavor	8.00	Clean cup	10.00
Aftertaste	8.00	Sweetness	10.00
Acidity	8.00	Overall	8.00
Body	7.92	Taint/Defect:	0.00
Uniformity	10.00	Final Score**	85.92
Comments:	Brown Sugar, Rather Woody, Spicy, Sweet Corn Aroma, Lemony, Caramelly.		

\* Keterangan skor: 6.00- 6.75= Good; 7.00-7.75= Very good; 8.00- 8.75= Excellent; 9.00- 9.75= Outstanding (Score notation)

\*\* Final Score notation: Nilai minimum untuk (Minimum Value for) Specialty Grade = 80

PT. BELAJAR KOPIS BERSAMA  
 Jl. Rusa Pinus Raya E-1D & 1E - Pondok Hijau Indah Gegerkalong Bandung 40153 Indonesia  
 e-mail: kontak@5795kopi@feish.com



1) Tabel Komposisi Dosis Makanan dan Hewan

	Mencit 20 gr	Tikus 200 gr	Marmut 400 gr	Kelinci 1,5 kg	Kucing 2 kg	Kera 4 kg	Anjing 12 kg	Monyet 70 kg
Mencit 20 gr	1,0	7,0	12,25	27,8	29,7	64,1	124,2	387,9
Tikus 200 gr	0,14	1,0	1,74	3,9	4,2	9,2	17,8	56,0
Marmut 400 gr	0,08	0,57	1,0	2,25	2,4	5,2	10,2	31,5
Kelinci 1,5 kg	0,04	0,25	0,44	1,0	1,08	2,4	4,5	14,2
Kucing 2 kg	0,03	0,23	0,41	0,92	1,0	2,2	4,1	13,0
Kera 4 kg	0,016	0,11	0,19	0,42	0,45	1,0	1,9	6,1
Anjing 12 kg	0,008	0,06	0,10	0,22	0,24	0,52	1,0	3,1
Monyet 70 kg	0,0026	0,018	0,031	0,07	0,076	0,16	0,32	1,0

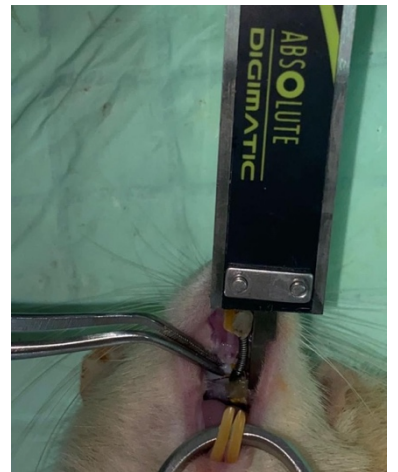
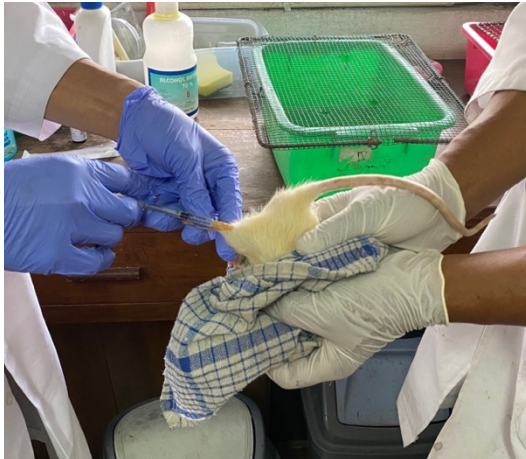
(Suhardjono D. 1995. *Percobaan Hewan Laboratorium*. Yogyakarta: Gajah Mada University Press, hal. 307)

2) Tabel Daftar Volume Maksimal Larutan Selian Uji yang Dapat Diberikan pada Berbagai Hewan

Jenis Hewan Uji	Volume Maksimal (ml) sesuai Jatur Pemberian			
	lv.	lm.	lp.	pc.
Mencit (20-30 gr)	0,5	0,65	1,0	0,5-1,0
Tikus (100 gr)	1,0	0,1	2,5	2,5
Marmut (50 gr)	-	0,1	1-2	2,5
Marmut (250 gr)	-	0,25	2,5	5,0
Monyet (300 gr)	2,0	0,5	2,0	2,0
Kelinci (2,5 kg)	5-10	0,5	10-20	5-10
Kucing (3 kg)	5-10	1,0	10-20	5-10
Anjing (5 kg)	10-20	5,0	20-30	10,0

(Suhardjono D. 1995. *Percobaan Hewan Laboratorium*. Yogyakarta: Gajah Mada University Press, hal. 307)

b. Pemasangan *closed coil spring* (CCS) dan pengukuran gaya ortodonti



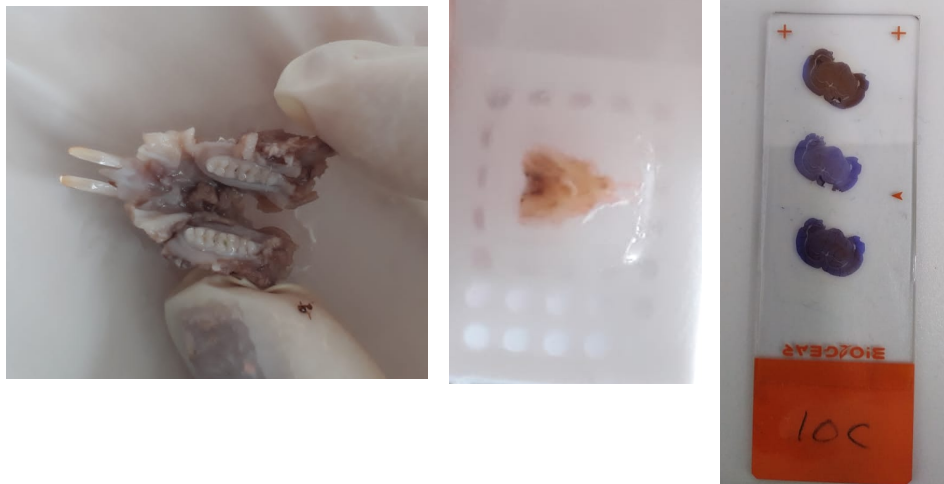
c. Proses sondasi kopi arabika (*coffea arabica* L.) ke hewan coba



c. *Sacrificed* hewan coba dan persiapan ke laboratorium patologi anatomi Universitas Brawijaya



d. Jaringan ditanam dalam paraffin dan preparat untuk pewarnaan IHC



3. Lampiran output SPSS

Descriptives

KLP		Statistic	Std. Error		
RANKL	Gaya	Mean	6.5333	.32170	
		95% Confidence Interval for Mean	Lower Bound	5.8434	
			Upper Bound	7.2233	
		5% Trimmed Mean	6.5926		
		Median	7.0000		
		Variance	1.552		
		Std. Deviation	1.24595		
		Minimum	4.00		
		Maximum	8.00		
		Range	4.00		
		Interquartile Range	2.00		
		Skewness	-.471	.580	
		Kurtosis	-.520	1.121	
		Gaya+Kopi	Gaya+Kopi	Mean	9.3333
95% Confidence Interval for Mean	Lower Bound			8.6497	
	Upper Bound			10.0169	
5% Trimmed Mean	9.2593				
Median	9.0000				
Variance	1.524				
Std. Deviation	1.23443				
Minimum	8.00				
Maximum	12.00				
Range	4.00				
Interquartile Range	2.00				
Skewness	.837			.580	
Kurtosis	-.025			1.121	



### Tests of Normality

KLP	Kolmogorov-Smirnov <sup>a</sup>			Shapiro-Wilk		
	Statistic	df	Sig.	Statistic	df	Sig.
RANKL Gaya	.179	15	.200*	.908	15	.126
Gaya+Kopi	.273	15	.144	.871	15	.135

\*. This is a lower bound of the true significance.

a. Lilliefors Significance Correction

### Oneway (Gaya)

#### Descriptives

	N	Mean	Std. Deviation	Std. Error	95% Confidence Interval for Mean		Minimum	Maximum
					Lower Bound	Upper Bound		
Hari ke-3	5	6.0000	1.58114	.70711	4.0368	7.9632	4.00	8.00
Hari ke-7	5	6.6000	1.14018	.50990	5.1843	8.0157	5.00	8.00
Hari ke-14	5	7.0000	1.00000	.44721	5.7583	8.2417	6.00	8.00
Total	15	6.5333	1.24595	.32170	5.8434	7.2233	4.00	8.00

#### ANOVA

	Sum of Squares	df	Mean Square	F	Sig.
Between Groups	2.533	2	1.267	.792	.475
Within Groups	19.200	12	1.600		
Total	21.733	14			

### Oneway (Gaya+Kopi)

#### Descriptives

	N	Mean	Std. Deviation	Std. Error	95% Confidence Interval for Mean		Minimum	Maximum
					Lower Bound	Upper Bound		
Hari ke-3	5	8.8000	.83666	.37417	7.7611	9.8389	8.00	10.00
Hari ke-7	5	9.0000	1.22474	.54772	7.4793	10.5207	8.00	11.00
Hari ke-14	5	10.2000	1.30384	.58310	8.5811	11.8189	9.00	12.00
Total	15	9.3333	1.23443	.31873	8.6497	10.0169	8.00	12.00

## ANOVA

RANKL

	Sum of Squares	df	Mean Square	F	Sig.
Between Groups	5.733	2	2.867	2.205	.153
Within Groups	15.600	12	1.300		
Total	21.333	14			

## T-Test (hari ke-3)

### Group Statistics

	KLP	N	Mean	Std. Deviation	Std. Error Mean
RANKL	Gaya	5	6.0000	1.58114	.70711
	Gaya+Kopi	5	8.8000	.83666	.37417

### Independent Samples Test

		Levene's Test for Equality of Variances		t-test for Equality of Means						
		F	Sig.	t	df	Sig. (2-tailed)	Mean Difference	Std. Error Difference	95% Confidence Interval of the Difference	
									Lower	Upper
RANKL	Equal variances assumed	1.766	.221	-3.500	8	.008	-2.80000	.80000	-4.64480	-.95520
	Equal variances not assumed			-3.500	6.077	.013	-2.80000	.80000	-4.75152	-.84848

## T-Test (hari ke-7)

### Group Statistics

	KLP	N	Mean	Std. Deviation	Std. Error Mean
RANKL	Gaya	5	6.6000	1.14018	.50990
	Gaya+Kopi	5	9.0000	1.22474	.54772

### Independent Samples Test

		Levene's Test for Equality of Variances		t-test for Equality of Means						
		F	Sig.	t	df	Sig. (2-tailed)	Mean Difference	Std. Error Difference	95% Confidence Interval of the Difference	
									Lower	Upper
RANKL	Equal variances assumed	.031	.865	-3.207	8	.012	-2.40000	.74833	-4.12566	-.67434
	Equal variances not assumed			-3.207	7.959	.013	-2.40000	.74833	-4.12719	-.67281

## T-Test (hari ke-14)

### Group Statistics

	KLP	N	Mean	Std. Deviation	Std. Error Mean
RANKL	Gaya	5	7.0000	1.00000	.44721
	Gaya+Kopi	5	10.2000	1.30384	.58310

### Independent Samples Test

		Levene's Test for Equality of Variances		t-test for Equality of Means					95% Confidence Interval of the Difference	
		F	Sig.	t	df	Sig. (2-tailed)	Mean Difference	Std. Error Difference	Lower	Upper
RANKL	Equal variances assumed	.526	.489	-4.355	8	.002	-3.20000	.73485	-4.89456	-1.50544
	Equal variances not assumed			-4.355	7.496	.003	-3.20000	.73485	-4.91459	-1.48541

