

DAFTAR PUSTAKA

- Akintunde, M. O., Adebayo-Tayo, B. C., Ishola, M. M., Zamani, A., & Horváth, I. S. 2022. Bacterial Cellulose Production from agricultural Residues by two *Komagataeibacter* sp. Strains. *Bioengineered*, 13(4), 10010–10025.
- Alvez, G.B., Crunivel, P.E. 2016. Customized Vision and Sensor System for Colony Recognition and Live Bacteria Counting in Agriculture. *Sensors & Transducers*.
- Avirasdya, R.A., Nursiwi, A., Sari, A.M., Zaman, M.Z., Sanjaya, A.P. 2022. Kinetics Study of Bacterial Cellulose Production by *Acetobacter xylinum* FNCC 0001 with Variation of Carbon Sources.
- Cappuccino, J. G. Sherman, N., 2014. *Manual Laboratorium Mikrobiologi*. 8th ed.
- Costa, A.F.S., Almeida, F.C.G., Vinhas, G.M., Sarubbo, L.A., 2017. Production of Bacterial Cellulose by *Gluconacetobacter hansenii* Using Corn Steep Liquor as Nutrient Sources. *Microbiotechnology*.
- Djide, M. N., Sartini. 2008. *Analisis Mikrobiologi Farmasi*.
- Esa, F., Tasirin, S.M., Rahman, N.A. 2014. Overview of Bacterial Cellulose Production and Application. *Agriculture and Agricultural Science Procedia*.
- Fardiaz, S. 1992. *Mikrobiologi Pangan I*. PT Gramedia Pustaka Utama.
- Ganesan, A., Shaikh, F., Bradley, W., Blyth, D., Bennett, D., Petfield, J., Carson, M., Wells, J., Tribble, D. 2019. Classification of Trauma-Associated Invasive Fungal Infections to Support Wound Treatment Decisions. *Emerg. Infect. Dis.* 25, 1639.
- Gomes, R.J., Borges, M.F., Rosa, M.F., Castro-Gomez, R.J.H., Spinosa, W.A. 2017. Acetic Acid Bacteria in the Food Industry: Systematics, Characteristics and Applications. *Food Technology & Biotechnology*.
- Hamidah, M.N., Rianingsih, L., Romadhon. 2019. Aktivitas Antibakteri Isolat Bakteri Asam Laktat dari Peda dengan Jenis Ikan Berbeda terhadap *E.Coli* dan *S.aureus*. *Jurnal Ilmu dan Teknologi Pangan*.
- Harley, J. P., & Prescott, L. M. 2002. *Laboratory Exercise in Microbiology 5th edition*.
- Hashim, N.A.R.N.A., Zakaria, J., Mohamad, S., Mohamad, S.F.S., Ab.Rahim, M.H. 2020. Effect of Different Treatment Methods on the Purification of

Bacterial Cellulose Produced from OPF Juice by *Acetobacter xylinum*.
IOP Conf.Ser:Mater.Sci.Eng.

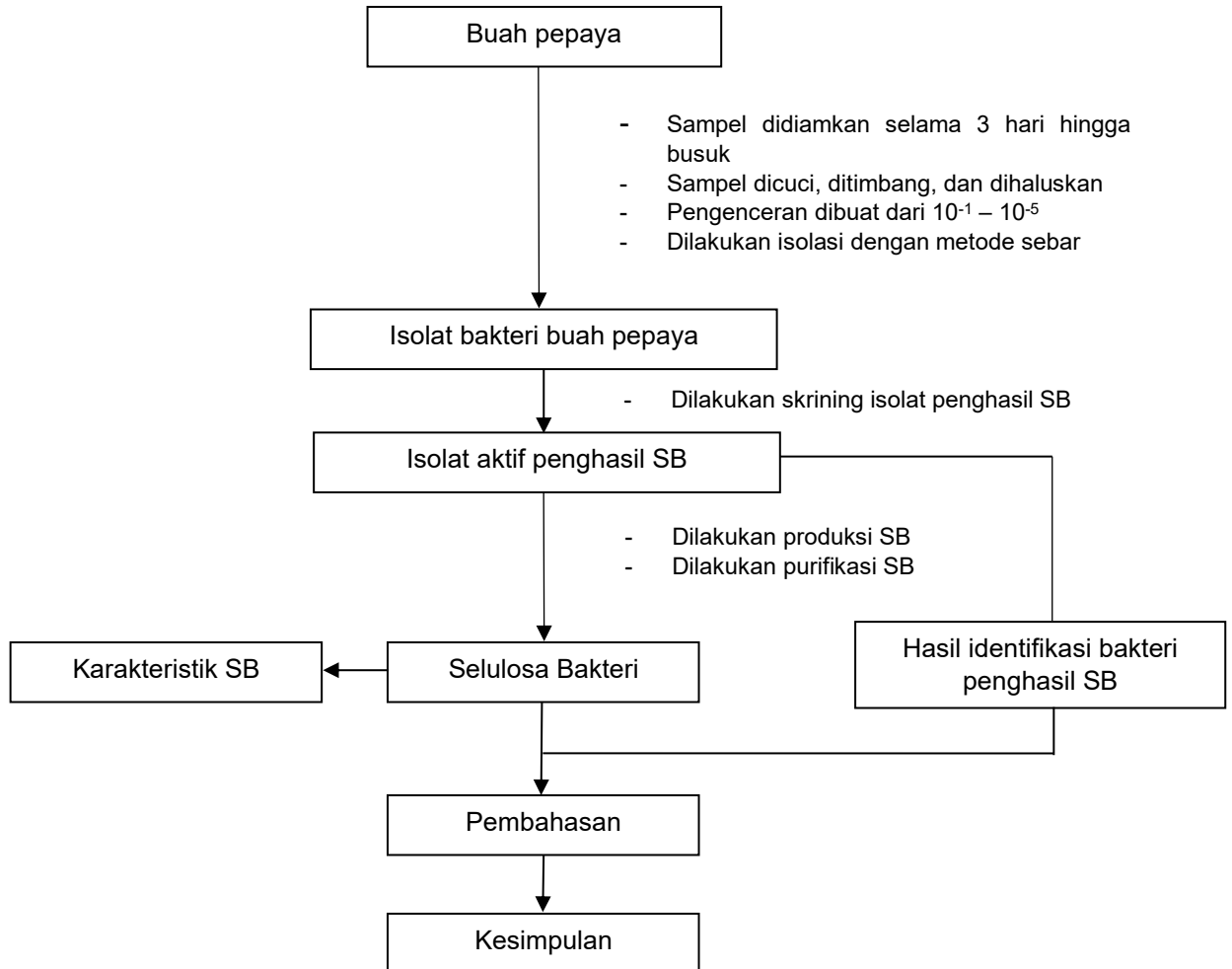
- Holt, J.G., Krieg, N.R., Sneath, P.H.A., Stanley, J.T., William, S.T. 1994.
Bergey's Manual of Determinative Bacteriology 9th ed.
- Jones, D.H. 1920. Further Studied on the Growth Cycle of *Azotobacter*. *J.Bact.*
- Kamal, T., Ul-Islam, M., Fatima, A., Ullah, M. W., & Manan, S. 2022. Cost-Effective Synthesis of Bacterial Cellulose and Its Applications in the Food and Environmental Sectors. In *Gels* (Vol. 8, Issue 9)
- Karuni, E. R., Sari, A. M., Nursiwi, A., & Sanjaya, A. P. 2021. *Isolation and Characterization of Wild Type Acetobacter xylinum from Nata de Coco Industry in Surakarta Residency.*
- Kubizniaková, P., Kyselová, L., Brožová, Hanzalíková, K., Matoulková, D. 2021. The Role of Acetic Acid Bacteria in Brewing and Their Detection in Operation. *Kvasny prumsyl.*
- Lahiri, D., Nag, M., Dutta, B., Dey, A., Sarkar, T., Pati, S., Edinur, H.A., Kari, Z.A., Noor, N.H.M., Ray, R.R. 2021. Bacterial Cellulose: Production, Characterization, and Application as Antimicrobial Agent. *Int.J.Mol.Sci.*
- Lay, W., & Bibiana. 1994. *Analisis Mikroba Di Laboratorium.*
- Martial-Didier, A.K., Hubert, K.K., Parfait, K.E.J., Kablan, T. 2017. Phytochemical Properties and Proximate Composition of Papaya (*Carica papaya* L.var solo 8) Peels. *Turkish Journal of Agriculture-Food Science and Technology.* 676-680.
- Mary Jo Zimbro, E., David Power, M. A., Miller, S. M., George Wilson, M. E., Julie Johnson, M. A. 2009. *Difco TM & BBL TM Manual Manual of Microbiological Culture Media Second Edition.*
- Mathew, B., Agrawal, S., Nashikkar N., Bundale, S., Upadhyay, A. 2019. Isolation of Acetic Acid Bacteria and Preparation of Starter Cultur for Apple Cider Vinegar Fermentation. *Advances in Microbiology*, 556-569. Scientific Research Publishing
- Molina-Ramirez, C., Castro, M., Osorio, M., Torres-Taborda, M., Gomez, B., Zuluaga, R., Gomez, C., Ganan, P., Rojas, O.J., Castro, C. 2017. Effect of Different Carbon Sources on Bacterial Nanocellulose Production and Structure Using the Low pH Resistant Strain *Komagataeibacter medellinensis*. *Materials.*
- Muhamad, I. I., Pa'e, N., Zahan, K. A. 2017. Sustainable and economical production of biocellulose from agricultural wastes in reducing global

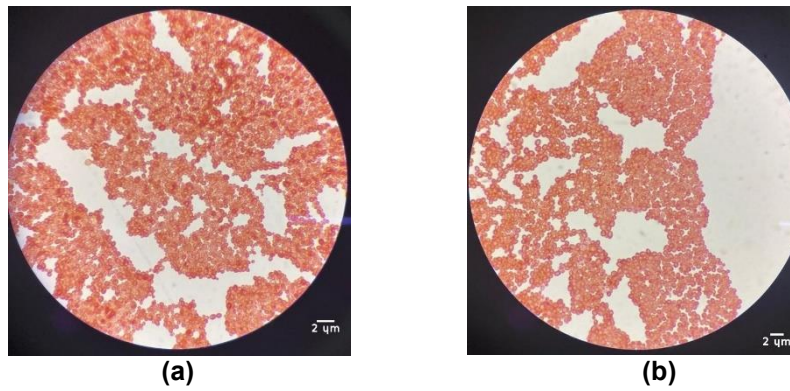

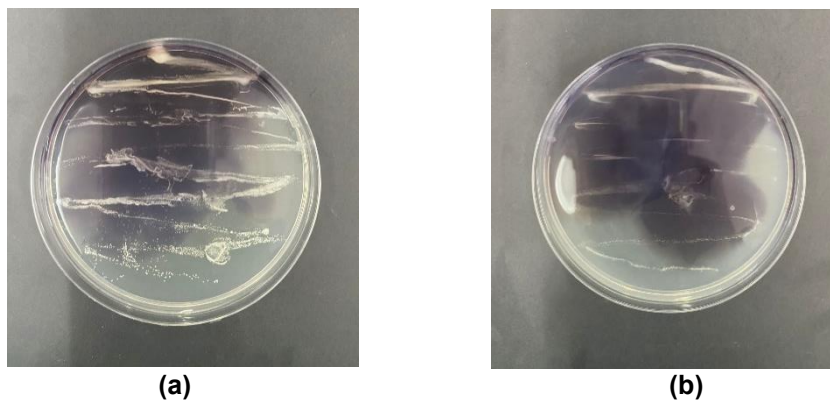
- warming and preservation of the forestry. In *World Sustainability Series* (pp. 141–154).
- Prayoga, W., Wardani, A.K. 2015. *Polymerase Chain Reaction* untuk Deteksi *Salmonella* sp. *Jurnal Pangan dan Agroindustri*. 483-488.
- Rangaswamy, B. E., Vanitha, K. P., & Hungund, B. S. 2015. Microbial Cellulose Production from Bacteria Isolated from Rotten Fruit. *International Journal of Polymer Science*.
- Rebelo, R., Ana, A.J.A., Chen, X., Liu, C., Yang, G.zahan Liu, Y. 2018. Dehydration of bacterial cellulose and the water content effects on its viscoelastic and electrochemical properties. *Sci Technol Adv Mater* 19: 203–211.
- Singh, O., Panesar, P.S., Chopra, H.K. 2017. Isolation and Characterization of Cellulose Producing Bacterial Isolate from Rotten Grapes. *Biosciences, Biotechnology Research Asia*, 14(1), 373–380.
- Singleton dan Sainsbury. 2006. *Dictionary of Microbiology and Molecular Biology 3rd ed.*
- Sumardee, N.S.J., Mohd-Hairul, A.R., Mortan, S.H. 2020. Effect of Inoculum Size and Glucose Concentration for Bacterial Cellulose Production by *Lactobacillus acidophilus*. *IOP Conf.Ser:Mater.Sci.Eng.*
- Suwanposri, A., Yukhpan, P., Yamada, Y., Ochaikul, D., 2013. Identification and Biocellulose Production of *Gluconobacter* strains Isolated from Tropical Fruits in Thailand. *Maejo International Journal of Science and Technology*, 7(01), 70-82.
- Swingler, S., Gupta, A., Gibson, H. Kowalczyk, M., Heaselgrave, W., Radecka, I. 2021. Recent Advances and Applications of Bacterial Cellulose in Biomedicine. *Polymers*.
- Tyagi, N., Suresh, S. 2013. Isolation and Characterization of Cellulose Producing Bacterial Strain from Orange Pulp. *Advanced Materials Research* Vol.626.
- Ullah, M.W., Manan, S., Kiprono, S.J., Ul-Islam, M., Yang, G. 2019. *Nanocellulose From Fundamentals to Advanced Materials*. 1st ed.
- Vij, T., Prashar, Y. 2015. A Review on Medicinal Properties of *Carica papaya* Linn. *Asia Pacific Journal of Tropical Disease*.
- Wadekar, A.B., Nimbawar, M.G., Panchale, W.A., Gudalwar, B.R., Manwar, J.V., Bakal, R.L. 2021. Morphology, Phytochemistry, and Pharmacological Aspects of *Carica papaya*. *GSC Biological and Pharmaceutical Sciences*.


- Weyell, P., Beekmann, U., Küpper, C., Dederichs, M., Thamm, J., Fischer, D., Kralisch, D. 2019. Tailor-made material characteristics of bacterial cellulose for drug delivery applications in dentistry. *Carbohydrate Polymers*, 207, 1–10.
- Wibowo, N.A & Isroi. 2015. Potensi *In-vivo* Selulosa Bakterial Sebagai Nano-Filler Karet *Elastomer Thermoplastics* (ETPS). *Perspektif Vol.14*.
- Yanti, N. A., Ahmad, S. W., Ambardini, S., Muhiddin, N. H., & Sulaiman, L. O. I. 2017. Screening of Acetic Acid Bacteria from Pineapple Waste for Bacterial Cellulose Production using Sago Liquid Waste. *Biosaintifika: Journal of Biology & Biology Education*, 9(3), 387.
- Yokouchi, M.; Kubo, A. 2018. Maintenance of Tight Junction Barrier Integrity in Cell Turnover and Skin Diseases. *Exp. Derm.* 27, 876–883.
- Zahan, K. A. & Shaiful Aizat Hedzir, M. 2017. The Potential Use of Papaya Juice as Fermentation Medium for Bacterial Cellulose Production by *Acetobacter xylinum* 0416 Production and Modification of Bacterial Cellulose View project. In *Article in Pertanika Journal of Tropical Agricultural Science*.

LAMPIRAN

Lampiran 1. Skema Kerja Penelitian



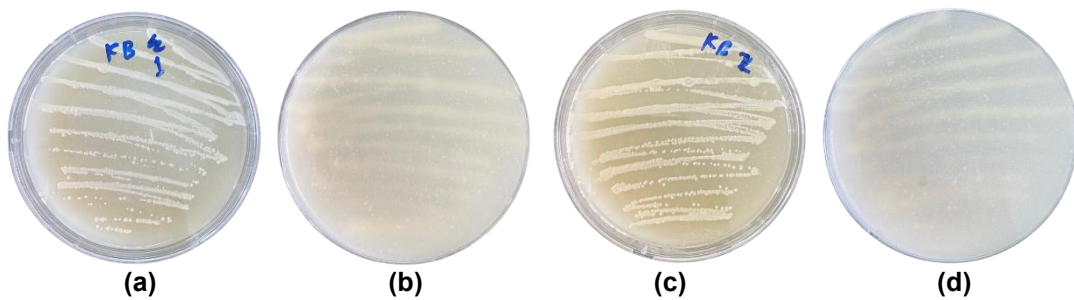
Lampiran 2. Gambar Hasil Uji Penelitian**Gambar 9. Hasil pewarnaan Gram; (a) Isolat KB-1 perbesaran 100x, (b) Isolat KB-2****Gambar 10. Hasil uji motilitas; (kiri) Isolat KB-1, (kanan) Isolat KB-2.****Gambar 11. Hasil uji hidrolisis amilum; (a) Isolat KB-1, (b) Isolat KB-2.**



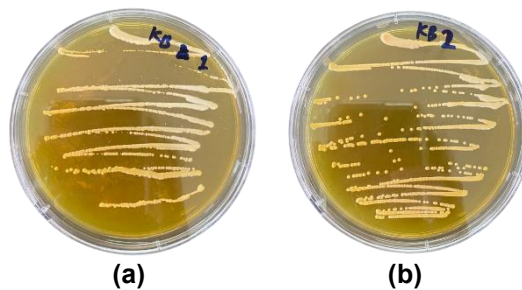
Gambar 12. Hasil uji fermentasi karbohidrat; (a) Isolat KB-1 dan KB-2 dalam media Glycerol Broth, (b) Isolat KB-1 dan KB-2 dalam media Mannitol Broth



Gambar 13. Hasil uji katalase; (a) Isolat KB-1, (b) Isolat KB-2.



Gambar 14. Hasil uji produksi asam asetat; (a) Isolat KB-1 tampak depan, (b) Isolat KB-1 hari tampak belakang, (c) Isolat KB-2 tampak depan, (d) Isolat KB-2 tampak belakang.




Gambar 15. Hasil uji oksidasi etanol; (a) Isolat KB-1, (b) Isolat KB-2

Lampiran 3. Dokumentasi



Gambar 16. Proses isolasi



Gambar 17. Proses inokulasi



Gambar 18. Proses pembuatan starter



Gambar 19. Identifikasi isolat bakteri



Gambar 20. Produksi SB



Gambar 21. Purifikasi SB