

DAFTAR PUSTAKA

- Arbyn, M., Sankaranarayanan, R., Muwonge, R., Keita, N., Dolo, A., Mbalawa, C. G., Nouhou, H., Sakande, B., Wesley, R., Somanathan, T., Sharma, A., Shastri, S., & Basu, P. (2008). Pooled analysis of the accuracy of five cervical cancer screening tests assessed in eleven studies in Africa and India. *International Journal of Cancer*, *123*(1), 153–160. <https://doi.org/10.1002/ijc.23489>
- Baguna, T., Niode, N. J., & Pandaleke, H. E. J. (2021). Efektivitas Pemeriksaan Serologis Sifilis. *e-CliniC*, *9*(1). <https://doi.org/10.35790/ecl.v9i1.32118>
- Cuswanto, Y. T., Hidayat, N., & Dewi, R. K. (t.t.). *Diagnosis Penyakit Kelamin Laki-Laki Menggunakan Metode Bayesian Network*.
- Darwish, I. A. (t.t.). *Immunoassay Methods and their Applications in Pharmaceutical Analysis: Basic Methodology and Recent Advances*.
- Dow, B. C., Franklin, I. M., Munro, H., & Gunson, R. (2009). Syphilis nucleic acid testing: Usefulness in syphilis confirmation?: LETTERS TO THE EDITOR. *Transfusion*, *50*(3), 737–739. <https://doi.org/10.1111/j.1537-2995.2009.02516.x>
- Ferreira, S. C., De Almeida-Neto, C., Nishiya, A. S., Di-Lorenzo-Oliveira, C., Ferreira, J. E., Alencar, C. S., Levi, J. E., Salles, N. A., Mendrone-Junior, A., & Sabino, E. C. (2014). Prevalence of *Treponema pallidum* DNA among blood donors with two different serologic tests profiles for syphilis in São Paulo, Brazil. *Vox Sanguinis*, *106*(4), 376–378. <https://doi.org/10.1111/vox.12111>
- Franzen, C. (2008). Syphilis in composers and musicians—Mozart, Beethoven, Paganini, Schubert, Schumann, Smetana. *European Journal of Clinical*

Microbiology & Infectious Diseases, 27(12), 1151–1157.
<https://doi.org/10.1007/s10096-008-0571-x>

Gillespie, S. H. (t.t.). *Principles and Practice of Clinical Bacteriology Second Edition*.

Grange, P. A., Gressier, L., Dion, P. L., Farhi, D., Benhaddou, N., Gerhardt, P., Morini, J. P., Deleuze, J., Pantoja, C., Bianchi, A., Lassau, F., Avril, M. F., Janier, M., & Dupin, N. (2012). Evaluation of a PCR Test for Detection of *Treponema pallidum* in Swabs and Blood. *Journal of Clinical Microbiology*, 50(3), 546–552. <https://doi.org/10.1128/JCM.00702-11>

Larsen, S. A., Steiner, B. M., & Rudolph, A. H. (1995). Laboratory Diagnosis and Interpretation of Tests for Syphilis. *CLIN. MICROBIOL. REV.*, 8.

Lee, S., Yu, H.-J., Lim, S., Park, H., Kwon, M.-J., & Woo, H.-Y. (2019). Evaluation of the Elecsys Syphilis electrochemiluminescence immunoassay as a first-line screening test in the reverse algorithms for syphilis serodiagnosis. *International Journal of Infectious Diseases*, 80, 98–104. <https://doi.org/10.1016/j.ijid.2018.12.016>

Marfin, A. A., Liu, H., Sutton, M. Y., Steiner, B., Pillay, A., & Markowitz, L. E. (2001). Amplification of the DNA polymerase I gene of *Treponema pallidum* from whole blood of persons with syphilis. *Diagnostic Microbiology and Infectious Disease*, 40(4), 163–166. [https://doi.org/10.1016/S0732-8893\(01\)00275-9](https://doi.org/10.1016/S0732-8893(01)00275-9)

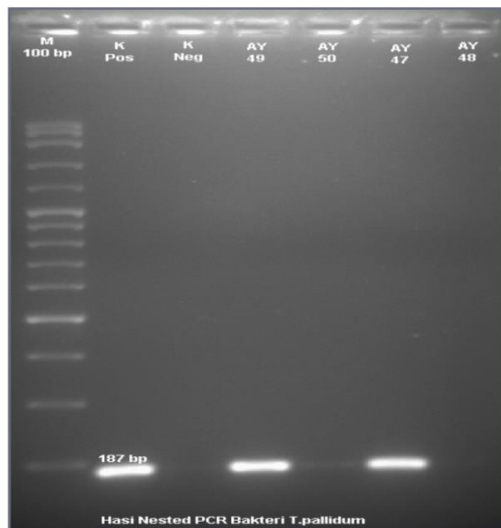
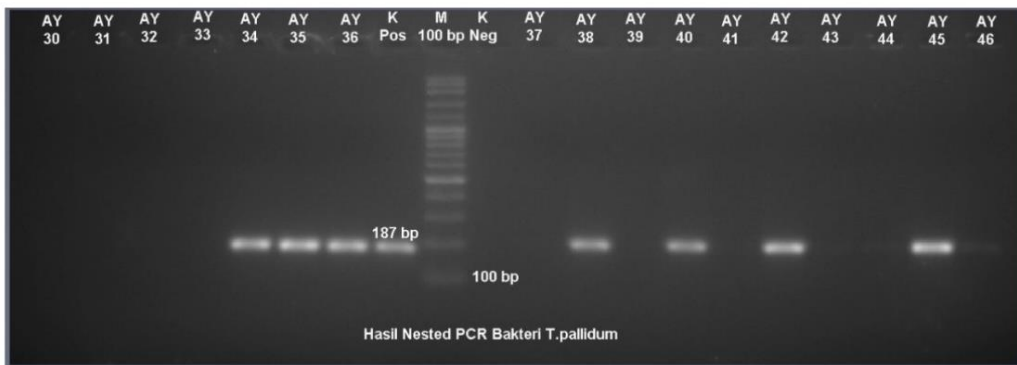
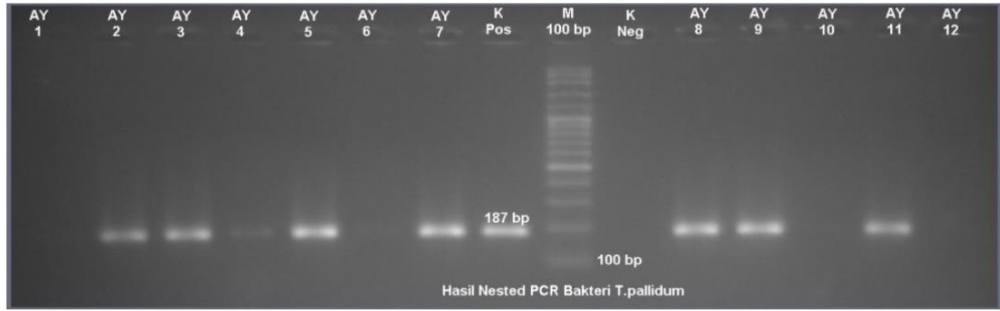
Marra, C. M., Maxwell, C. L., Smith, S. L., Lukehart, S. A., Rompalo, A. M., Eaton, M., Stoner, B. P., Augenbraun, M., Barker, D. E., Corbett, J. J., Zajackowski, M., Raines, C., Nerad, J., Kee, R., & Barnett, S. H. (2004). Cerebrospinal Fluid Abnormalities in Patients with Syphilis: Association with Clinical and Laboratory Features. *The Journal of Infectious Diseases*, 189(3), 369–376. <https://doi.org/10.1086/381227>

- Mo, X., Jin, Y., Yang, Y., Hu, W., & Gu, W. (2010). Evaluation of a new chemiluminescence immunoassay for diagnosis of syphilis. *European Journal of Medical Research*, *15*(2), 66. <https://doi.org/10.1186/2047-783X-15-2-66>
- Nagalo, B. M., Bisseye, C., Sanou, M., Kienou, K., Nebié, Y. K., Kiba, A., Dahourou, H., Ouattara, S., Nikiema, J. B., Moret, R., Zongo, J. D., & Simpore, J. (2012). Seroprevalence and incidence of transfusion-transmitted infectious diseases among blood donors from regional blood transfusion centres in Burkina Faso, West Africa: Transfusion-transmitted infections in Burkina Faso. *Tropical Medicine & International Health*, *17*(2), 247–253. <https://doi.org/10.1111/j.1365-3156.2011.02902.x>
- National Center for HIV/AIDS, Viral Hepatitis, STD, and TB Prevention (U.S.). Division of STD Prevention. (2019). *Sexually transmitted disease surveillance 2018*. CDC. <https://doi.org/10.15620/cdc.79370>
- Radolf, J. D., Deka, R. K., Anand, A., Šmajš, D., Norgard, M. V., & Yang, X. F. (2016). *Treponema pallidum*, the syphilis spirochete: Making a living as a stealth pathogen. *Nature Reviews Microbiology*, *14*(12), 744–759. <https://doi.org/10.1038/nrmicro.2016.141>
- Rahman, M. T., Uddin, M. S., Sultana, R., Moue, A., & Setu, M. (2013). Polymerase Chain Reaction (PCR): A Short Review. *Anwer Khan Modern Medical College Journal*, *4*(1), 30–36. <https://doi.org/10.3329/akmmcj.v4i1.13682>
- Roberts, D. J., Field, S., Delaney, M., & Bates, I. (2016). Problems and Approaches for Blood Transfusion in the Developing Countries. *Hematology/Oncology Clinics of North America*, *30*(2), 477–495. <https://doi.org/10.1016/j.hoc.2015.11.011>
- Rosana, Y., Yasmon, A., Indriatmi, W., Effendi, I., Kusumawati, R. L., Rowawi, R., Sudigdoadi, S., Pradini, G. W., Wiraguna, A. A. G. P., Puspawati, N. M. D.,

- Kusumawaty, M., & Massi, M. N. (2022). Detection of A2058G and A2059G on the 23S rRNA Gene by Multiplex Nested PCR to Identify *Treponema pallidum* Resistance to Azithromycin in Indonesia. *Japanese Journal of Infectious Diseases*, 75(4), 355–360. <https://doi.org/10.7883/yoken.JJID.2021.738>
- Ryan, K. J., Ray, C. G., & Sherris, J. C. (Ed.). (2004). *Sherris medical microbiology: An introduction to infectious diseases* (4th ed). McGraw-Hill.
- Simpore, A., Bisseye, C., Nagalo, B. M., Sanou, M., Nébié, Y., Ghoma-Linguissi, L. S., Dahourou, H., Sawadogo, B., Djigma, F., Ouattara, S., Pietra, V., Nicho, J., & Simpore, J. (2014). Importance of extending the use of Polymerase chain reaction in the diagnosis of Venereal syphilis in a blood transfusion center in Burkina Faso, West Africa. *Pan African Medical Journal*, 18. <https://doi.org/10.11604/pamj.2014.18.56.3850>
- Tao, Y.-T., Gao, T.-Y., Li, H.-Y., Ma, Y.-T., Li, H.-J., Xian-Yu, C.-Y., Deng, N.-J., & Zhang, C. (2023). Global, regional, and national trends of syphilis from 1990 to 2019: The 2019 global burden of disease study. *BMC Public Health*, 23(1), 754. <https://doi.org/10.1186/s12889-023-15510-4>
- Towns, J. M., Leslie, D. E., Denham, I., Wigan, R., Azzato, F., Williamson, D. A., Lee, D., Chow, E. P. F., Fairley, C. K., Graves, S. R., Zhang, L., & Chen, M. Y. (2021). *Treponema pallidum* detection in lesion and non-lesion sites in men who have sex with men with early syphilis: A prospective, cross-sectional study. *The Lancet Infectious Diseases*, 21(9), 1324–1331. [https://doi.org/10.1016/S1473-3099\(20\)30838-0](https://doi.org/10.1016/S1473-3099(20)30838-0)
- Tuddenham, S., Katz, S. S., & Ghanem, K. G. (2020). Syphilis Laboratory Guidelines: Performance Characteristics of Nontreponemal Antibody Tests. *Clinical Infectious Diseases*, 71(Supplement_1), S21–S42. <https://doi.org/10.1093/cid/ciaa306>

- Wang, C., Cheng, Y., Liu, B., Wang, Y., Gong, W., Qian, Y., Guan, Z., Lu, H., Gu, X., Shi, M., & Zhou, P. (2018). Sensitive detection of *Treponema pallidum* DNA from the whole blood of patients with syphilis by the nested PCR assay. *Emerging Microbes & Infections*, 7(1), 1–7. <https://doi.org/10.1038/s41426-018-0085-2>
- Workowski, K. A., Bachmann, L. H., Chan, P. A., Johnston, C. M., Muzny, C. A., Park, I., Reno, H., Zenilman, J. M., & Bolan, G. A. (2021). *Sexually Transmitted Infections Treatment Guidelines, 2021*. 70(4).
- Zhou, C., Zhang, X., Zhang, W., Duan, J., & Zhao, F. (2019). PCR detection for syphilis diagnosis: Status and prospects. *Journal of Clinical Laboratory Analysis*, 33(5). <https://doi.org/10.1002/jcla.22890>
- Zhou, J., Liang, Y., Zhang, J., & Cui, L. (2017). The analyzation and clinical evaluation of ECLIA and CMIA in the detection of *Treponema pallidum*. *Medicine*, 96(24), e7139. <https://doi.org/10.1097/MD.00000000000007139>

Lampiran 1. Hasil Amplifikasi Gen 23s rRNA *Treponema pallidum*




Hasil Amplifikasi Gen 23s rRNA *Treponema pallidum* sebanyak 50 sampel

Lampiran 2. Dokumentasi Penelitian



Sampel Darah Pendonor



Proses Ekstraksi DNA



Proses PCR



Proses Elektroforesis gel



Pembacaan hasil dengan Gel Documentation