

DAFTAR PUSTAKA

- A Oner, D. and Tastan, H. (2020) 'Cleft lip and palate: Epidemiology and etiology', *Otorhinolaryngology-Head and Neck Surgery*, 5(4), pp. 1–5. doi: 10.15761/ohns.1000246.
- Abdulgani, A. *et al.* (2019) 'Cleft Lip and Palate: Clinical Update', *IOSR Journal of Dental and Medical Sciences (IOSR-JDMS) e-ISSN*, 18(June), pp. 60–65. doi: 10.9790/0853-1806136065.
- Abeer al-namankany, A. alhubaishi (2018) 'Effects of cleft lip and palate on children's psychological health: A systematic review', *Journal of Taibah University Medical Sciences*, 13(4), pp. 311–318. doi: 10.1016/j.jtumed.2018.04.007.
- Abualfaraj, R. *et al.* (2018) 'Cleft lip and palate in context: Learning from, and adding to, the sociological literature on long-term conditions', *Health (United Kingdom)*, 22(4), pp. 372–388. doi: 10.1177/1363459317693409.
- Allori, A. C. *et al.* (2017) 'Classification of cleft lip/palate: Then and now', *Cleft Palate-Craniofacial Journal*, 54(2), pp. 175–188. doi: 10.1597/14-080.
- Alois, C. I. and Ruotolo, R. A. (2020) 'An overview of cleft lip and palate', *JAAPA : official journal of the American Academy of Physician Assistants*, 33(12), pp. 17–20. doi: 10.1097/01.JAA.0000721644.06681.06.
- Arantes, G. C. *et al.* (2017) 'Effectiveness of tranexamic acid for reducing intraoperative bleeding in palatoplasties: A randomized clinical trial.', *Journal of cranio-maxillo-facial surgery : official publication of the European Association for Cranio-Maxillo-Facial Surgery*, 45(5), pp. 642–648. doi: 10.1016/j.jcms.2016.12.021.
- Ardouin, K., Davis, S. and Stock, N. M. (2021) 'Physical Health in Adults Born With Cleft Lip and/or Palate: A Whole of Life Survey in the United Kingdom',

Cleft Palate-Craniofacial Journal, 58(2), pp. 153–162. doi: 10.1177/1055665620944758.

Aznar, M. L. *et al.* (2019) ‘Role of Postoperative Antimicrobials in Cleft Palate Surgery’, *Plastic and Reconstructive Surgery*, 136(1), pp. 59e-66e. doi: 10.1097/PRS.0000000000001324.

Bartlett, S. (2015) ‘Cleft Lip and Palate: Diagnosis and Management, 2nd Edition.’, *Plastic and Reconstructive Surgery*, 118(4), p. 1075. doi: 10.1097/01.prs.0000242311.12105.d9.

Brown, R. S. (2015) ‘Antifibrinolytic Drugs (Aminocaproic Acid and Tranexamic Acid): Treatment Perspectives for Dental Surgery’, *Current Oral Health Reports*, 2(3), pp. 143–147. doi: 10.1007/s40496-015-0051-1.

Burg, M. L. *et al.* (2016) ‘Epidemiology, etiology, and treatment of isolated cleft palate’, *Frontiers in Physiology*, 7(MAR), pp. 1–16. doi: 10.3389/fphys.2016.00067.

Cassio, N. A. and Raposo-Amaral, E. (2018) *Cleft Lip and Palate Treatment A Comprehensive Guide*.

Chandan, S. (2020) ‘Management of cleft lip and palate in pediatric dentistry: A review’, *Indian Journal of Forensic Medicine and Toxicology*, 14(4), pp. 9115–9119. doi: 10.37506/ijfmt.v14i4.13166.

Chauncey JM, W. J. (2024) *Tranexamic Acid*. StatPearls Publishing; 2024. Available at: <https://www.ncbi.nlm.nih.gov/books/NBK532909/>.

Colomina, M. J. *et al.* (2022) ‘Clinical use of tranexamic acid: evidences and controversies’, *Brazilian Journal of Anesthesiology (English Edition)*, 72(6), pp. 795–812. doi: 10.1016/j.bjane.2021.08.022.

Dakir, A. *et al.* (2014) ‘Efficacy of Tranexamic acid in reducing blood loss during maxillofacial trauma surgery-A pilot study’, *Journal of Clinical and Diagnostic Research*, 8(5), pp. 6–8. doi: 10.7860/JCDR/2014/8680.4313.

Daniel ms , dds, L. . . D. (2019) *Maxillofacial and Oral of Handbook*. second edi. 2019 quintessence publishing.

Durga, P. *et al.* (2015) ‘Evaluation of the efficacy of tranexamic acid on the surgical field in primary cleft palate surgery on children-A prospective, randomized clinical study’, *Cleft Palate-Craniofacial Journal*, 52(5), pp. e183–e187. doi: 10.1597/14-263.

Elena Scarafoni, E. (2021) ‘A Systematic Review of Tranexamic Acid in Plastic Surgery: What’s New?’, *Plastic and Reconstructive Surgery - Global Open*, pp. 1–14. doi: 10.1097/GOX.00000000000003172.

Greene, A. K. (2018) *Pediatric Plastic and Reconstructive Surgery*. Thieme Medical Publishers, Inc. Thieme.

Gustafsson, C., Heliövaara, A. and Leikola, J. (2022) ‘Long-Term Follow-up of Unilateral Cleft lip and Palate: Incidence of Speech-Correcting Surgeries and Fistula Formation’, *Cleft Palate-Craniofacial Journal*, 59(12), pp. 1537–1545. doi: 10.1177/10556656211055641.

Haddadi S, Parvizi A, Fadaee Naiini AR, Atkar Roshan Z, A. S. and B, N. N. (2015) ‘Efficacy of the prophylactic dose of tranexamic acid in the amount of blood during mandibular surgeries’, *Anesthesiol Pain*, 6, pp. 16–24.

Hlongwa, P., Levin, J. and Rispel, L. C. (2019) ‘Epidemiology and clinical profile of individuals with cleft lip and palate utilising specialised academic treatment centres in South Africa’, *PLoS ONE*, 14(5), pp. 1–14. doi: 10.1371/journal.pone.0215931.

Jamilian, A. *et al.* (2016) ‘Cleft sidedness and congenitally missing teeth in patients with cleft lip and palate patients’, *Progress in Orthodontics*, 17(1), pp. 0–3. doi: 10.1186/s40510-016-0127-z.

Joseph e losee, R. (2017) *Comprehensive Cleft Care, Volume 1, Comprehensive Cleft Care, Volume 1*. doi: 10.1055/b-004-140252.

Kantar, R. S. *et al.* (2023) ‘Global Prevalence and Burden of Orofacial Clefts: A Systematic Analysis for the Global Burden of Disease Study 2019’, *Journal of Craniofacial Surgery*, 34(7), pp. 2012–2015. doi: 10.1097/SCS.00000000000009591.

Kati, F. A. (2018) ‘Cleft Lip and Palate : Review Article’, *World Journal of Pharmaceutical and Medical Research*, 4(7), pp. 155–163.

Ker, K. *et al.* (2012) ‘Effect of tranexamic acid on surgical bleeding: Systematic review and cumulative meta-analysis’, *BMJ (Online)*, 344(7858), pp. 1–13. doi: 10.1136/bmj.e3054.

Khavidaki, G. D. *et al.* (2022) ‘The Effect of Preoperative Intravenous Tranexamic Acid on the Amount of Bleeding in Patients Undergoing Cleft Palate Reconstruction Surgery’, *Iranian Journal of Pediatrics*, 32(5). doi: 10.5812/ijp-118170.

Kim, B. J., Choi, T. H. and Kim, S. (2018) ‘Prospective study on the intraoperative blood loss in patients with cleft palate undergoing Furlow’s double opposing Z-platoplasty’, *Cleft Palate-Craniofacial Journal*, 55(7), pp. 954–958. doi: 10.1597/15-278.

LaPelusa A, D. H. (2023) *Physiology, Hemostasis*. StatPearls Publishing; 2024. Available at: <https://www.ncbi.nlm.nih.gov/books/NBK545263/>.

Lecker, I. *et al.* (2016) ‘Tranexamic acid-associated seizures: Causes and treatment’, *Annals of Neurology*, 79(1), pp. 18–26. doi: 10.1002/ana.24558.

Loi, M. M., Christopher Derderian, S. and Bennett, T. D. (2018) ‘Tranexamic acid and seizures in pediatric trauma’, *Pediatric Critical Care Medicine*, 19(12), pp. 1177–1188. doi: 10.1097/PCC.0000000000001732.

Mahamad Irfanulla Khan, A., Prashanth, C. and Srinath, N. (2020) ‘Genetic etiology of cleft lip and cleft palate’, *AIMS Molecular Science*, 7(4), pp. 328–348. doi: 10.3934/molsci.2020016.

Mir, M. A. *et al.* (2021) 'A novel modification of bardach's two-flap palatoplasty for the repair of a difficult cleft palate', *Archives of Plastic Surgery*, 48(1), pp. 75–79. doi: 10.5999/aps.2020.00416.

Mufassar Nishat, S. iqbal (2021) 'Clinical study of Evaluation of the Effect of Tranexamic Acid in Primary Cleft Palate Surgery in Children', *P J M H S*, 15(10), pp. 2708–2709. doi: 10.1038/nrg2933.

Naidu, P. *et al.* (2022) 'Cleft Palate Repair: A History of Techniques and Variations', *Plastic and Reconstructive Surgery - Global Open*, 10(3), pp. 1–9. doi: 10.1097/GOX.0000000000004019.

Natsir-Kalla, D. S. *et al.* (2022) 'Influence of patient-related factors on intraoperative blood loss during double opposing Z-plasty Furlow palatoplasty and buccal fat pad coverage: A prospective study', *Journal of Clinical and Experimental Dentistry*, 14(8), pp. e608–e614. doi: 10.4317/jced.59407.

Nisa Sri Wahyuni, S. N. L. (2016) 'Kondisi lingkungan di Nusa Tenggara Timur dan prevalensi kejadian celah bibir dan celah langit-langit', *BIMKMI Volume 4 No.1 / Januari-Juni 2016 47*, Volume 4.

Prof. Dr. Hermann F. Sailer, MD, D. (2020) *Surgical Atlas of Cleft Palate and Palatal Fistulae, Surgical Atlas of Cleft Palate and Palatal Fistulae*. doi: 10.1007/978-981-15-3889-6.

Roberts I, Shakur-Still H, Afolabi, Akere A, Arribas M, B. A. (2020) 'Effects of a high-dose 24-h infusion of tranexamic acid on death and thromboembolic events in patients with acute gastrointestinal bleeding (HALT-IT): an international randomised, double-blind, placebo-controlled trial. *Lancet*. 2020;395(10241):1927–36.', *lancet*.

Rossell-Perry, P. (2015) 'Flap necrosis after palatoplasty in patients with cleft palate', *BioMed Research International*, 2015. doi: 10.1155/2015/516375.

Rossell-Perry, P., Schneider, W. J. and Gavino-Gutierrez, A. M. (2013) 'A

comparative study to evaluate a simple method for the management of postoperative bleeding following palatoplasty’, *Archives of Plastic Surgery*, 40(3), pp. 263–266. doi: 10.5999/aps.2013.40.3.263.

Ruslin, M. *et al.* (2019) ‘Establishing cleft services in developing countries: Complications of cleft lip and palate surgery in rural areas of Indonesia’, *Archives of Plastic Surgery*, 46(6), pp. 511–517. doi: 10.5999/aps.2018.00493.

Samuel Berkiwitz (2013) *cleft lip and palate: diagnosis and management 3ed.*

Santhosh Kumar, M. P. (2016) ‘Local hemostatic agents in the management of bleeding in oral surgery’, *Asian Journal of Pharmaceutical and Clinical Research*, 9(3).

Schönmeyr, B., Wendby, L. and Campbell, A. (2016) ‘Surgical Complications in 1408 Primary Cleft Palate Repairs Operated at a Single Center in Guwahati, Assam, India’, *The Cleft Palate-Craniofacial Journal*, 53(3), pp. 278–282. doi: 10.1597/14-206.

Smarius, B. *et al.* (2017) ‘Accurate diagnosis of prenatal cleft lip/palate by understanding the embryology’, *World Journal of Methodology*, 7(3), pp. 93–100. doi: 10.5662/wjm.v7.i3.93.

Subramanyam, D. (2020) ‘An Insight of the Cleft Lip and Palate in Pediatric Dentistry’, *Journal of Dentistry and Oral Biology*, 5(2), p. 1164. doi: 10.37506/ijfmt.v14i4.13166.

Swanson, J. W. (2021) *Global cleft care in low-resource settings, Global Cleft Care in Low-Resource Settings.* doi: 10.1007/9783030591052.

Sweeney, W. *et al.* (2015) ‘Genetics of Cleft Palate and Velopharyngeal Insufficiency’, *Journal of Pediatric Genetics*, 04(01), pp. 009–016. doi: 10.1055/s-0035-1554978.

Tarun Vyas, P. G., Kumar, S. and , Rajat Gupta , Tanu Gupta, H. P. S. (2020) ‘Cleft of lip and palate: A review’, *Journal of Family Medicine and Primary Care*, 6(9),

pp. 2621–5. doi: 10.4103/jfmmpc.jfmmpc_472_20.

Tomasz R. Kosowski, William M. Weathers, Erik M. Wolfswinkel, E. B. R. (2012) ‘Cleft palate’, *Seminars in Plastic Surgery*, 26(212), pp. 460–463. doi: <http://dx.doi.org/10.1055/s-0033-1333883>.

Worley Michell L, Krishna G patel, L. A. K. (2018) ‘Cleft Lip and Palate’, *Clinics in Perinatology*, 45(4), pp. 661–678. doi: 10.1016/j.clp.2018.07.006.

Zefry Zainal, F. M. (2020) *Diagnosis dan Tatalaksana Perdarahan Rongga Mulut*. UB Press.

Zhou, H. *et al.* (2019) ‘Translation of bone wax and its substitutes: History, clinical status and future directions’, *Journal of Orthopaedic Translation*, 17, pp. 64–72. doi: 10.1016/j.jot.2019.03.005.

Zhu, Y. *et al.* (2021) ‘Prevalence of cleft lip and/or cleft palate in Guangdong province, China, 2015-2018: A spatio-temporal descriptive analysis’, *BMJ Open*, 11(8), pp. 2015–2018. doi: 10.1136/bmjopen-2020-046430.

Zreaqat, M. H., Hassan, R. and Hanoun, A. (2017) ‘Cleft Lip and Palate Management from Birth to Adulthood: An Overview’, *Insights into Various Aspects of Oral Health*. doi: 10.5772/intechopen.68448.

DAFTAR LAMPIRAN

Lampiran 1. Surat ijin penelitian



KEMENTERIAN PENDIDIKAN, KEBUDAYAAN,
RISET, DAN TEKNOLOGI
UNIVERSITAS HASANUDDIN
FAKULTAS KEDOKTERAN GIGI
Jalan Perintis Kemerdekaan Km. 10, Makassar 90245
Telepon (0411) 586012, Faximile (0411) 584641
Laman www.unhas.ac.id Email fdhu@unhas.ac.id

Nomor : 00676/UN4.13/TP.02.02/2023
Hal : Permohonan Rekomendasi Etik

17 November 2022

Yth.
Direktur Rumah Sakit Gigi dan Mulut Pendidikan (RSGMP)
Universitas Hasanuddin
Makassar

Dengan hormat kami sampaikan bahwa mahasiswa Program Studi Program Pendidikan Dokter Gigi Spesialis (PPDGS) Ilmu Bedah Mulut dan Maksilofasial Fakultas Kedokteran Gigi Universitas Hasanuddin di bawah ini:

Nama / NIM : drg. Yeyen Sutamsi / J045192006
Judul Penelitian : Efektivitas Pemberian Asam Traneksamat Intraoperatif pada Pasien Pembedahan Palatoplasty

bermaksud melakukan penelitian di RSGMP Unhas dan Baksos Amal Yayasan Celebes Cleft Center pada bulan Oktober 2022 s.d. Oktober 2023.

Untuk maksud tersebut di atas, mohon kiranya yang bersangkutan dapat diberikan surat rekomendasi Etik dalam rangka pelaksanaan penelitiannya.

Demikian permohonan kami, atas perhatian dan kerjasama yang baik diucapkan terima kasih.


a.n. Dekan,
Wakil Dekan Bidang Akademik dan Kemahasiswaan




Irfan Sugianto, drg., M.Med.Ed., Ph.D.
NIP. 198102152008011009

Tembusan Yth:
1. Dekan FKG Unhas;
2. Kepala Bagian Tata Usaha FKG Unhas.

Lampiran 2. Rekomendasi persetujuan etik



KEMENTERIAN PENDIDIKAN, KEBUDAYAAN, RISET, DAN TEKNOLOGI
UNIVERSITAS HASANUDDIN
FAKULTAS KEDOKTERAN GIGI
RUMAH SAKIT GIGI DAN MULUT PENDIDIKAN
KOMITE ETIK PENELITIAN KESEHATAN





Sekretariat : JL.Kandea No. 5 Makassar Lantai 2, Gedung Lama RSGM Unhas
Contact Person: drg. Muhammad Ikbal, Sp.Prof/Nur Aedah AR TELP. 081342971011/08114919191

REKOMENDASI PERSETUJUAN ETIK
Nomor: 0266/PL.09/KEPK FKG-RSGM UNHAS/2022

Tanggal: 28 Oktober 2022

Dengan ini menyatakan bahwa protokol dan dokumen yang berhubungan dengan protokol berikut ini telah mendapatkan persetujuan etik:

No. Protokol	UH 17121005	No Protokol Sponsor	
Peneliti Utama	drg. Yeyen Sutasmi	Sponsor	Pribadi
Judul Penelitian	Efektivitas Pemberian Asam <i>Traneksamat</i> terhadap Jumlah Perdarahan <i>Intraoperative</i> pada Pembedahan <i>Palatoplasty</i>		
No. Versi Protokol	1	Tanggal Versi	28 Oktober 2022
No. Versi Protokol		Tanggal Versi	
Tempat Penelitian	Rumah Sakit Gigi dan Mulut Pendidikan Universitas Hasanuddin		
Dokumen Lain			
Jenis Review	<input type="checkbox"/> Exempted <input checked="" type="checkbox"/> Expedited <input type="checkbox"/> Fullboard	Masa Berlaku 28 Oktober 2022 - 28 Oktober 2023	Frekuensi Review Lanjutan
Ketua Komisi Etik Penelitian	Nama: Dr. drg. Marhamah, M.Kes	Tanda Tangan 	Tanggal
Sekretaris Komisi Etik Penelitian	Nama: drg. Muhammad Ikbal, Sp.Prof	Tanda Tangan 	Tanggal

Kewajiban peneliti utama:

- Menyerahkan Amandemen Protokol untuk persetujuan sebelum diimplementasikan
- Menyerahkan laporan SAE ke Komisi Etik dalam 24 Jam dan dilengkapi dalam 7 hari dan lapor SUSAR dalam 72 jam setelah peneliti utama menerima laporan.
- Menyerahkan laporan kemajuan (*progress report*) setiap 6 bulan untuk penelitian resiko tinggi dan setiap setahun untuk penelitian resiko rendah.
- Menyerahkan laporan akhir setelah penelitian berakhir.
- Melaporkan penyimpangan dari protokol yang disetujui (*protocol deviation/violation*)
- Mematuhi semua aturan yang berlaku.

Lampiran 3. Lembar informed consent

SURAT PERNYATAAN KESEDIAAN MENJADI SUBYEK PENELITIAN

Dengan ini saya,

Nama : SYAMSUL

Umur : 42 TAHUN

Jenis Kelamin : Laki-laki / ~~Perempuan~~

Setelah mendapat penjelasan secukupnya mengenai manfaat dan resiko penelitian dengan judul :

“Efektivitas pemberian asam traneksamat terhadap jumlah perdarahan intraoperative pada pembedahan palatoplasty”

Dengan ini menyatakan bahwa saya/anak saya/saudara dari :

Nama : an. Regina Syamsul



Umur : 6 tahun 6 bulan .

Jenis Kelamin : ~~Laki-laki~~ / Perempuan

Alamat : Likileo, Bontoramba .

Bersedia dengan suka rela berpartisipasi menjadi subjek penelitian tersebut,
Demikian pernyataan ini saya buat dengan sebenarnya dengan penuh kesadaran dan tanpa paksaan.

Makassar, 16/april/ 2022

Peneliti,	Yang Berpartisipasi,
	
(drg. Yeyen Sutasmi)	SYAMSUL (.....)

Lampiran 4. Form pemeriksaan pasien

DATA INTRAOPERATIF PASIEN

Nama pasien : An. Regina Syamsul

Usia pasien : 6 tahun 6 bulan

Jenis kelamin : Perempuan

Berat badan pasien : 17 kg/ 106 cm

Pemeriksaan lab pre

- Kadar hemoglobin : 13.3 g/dl
- HCT : 38,6

Klasifikasi palato menurut Veau:

- Type I :
- Type II : palatoschisis incomplete hard and soft palate
- Type III :
- Type IV :

Teknik operasi palatoplasty yang di gunakan : VY push back

Berat bahan sebelum operasi

- Kasa : 1 kasa= 1,58 gram
- Tabung Suction :
- Selang suction :


Berat bahan setelah Operasi

- Kasa : 14 kasa= 141,1 gram
- Tabung Suction :
- Selang suction :

Jumlah total kehilangan darah : 109,58 ml

Waktu operasi : 130 menit

Operator operasi : drg. Prisila



Lampiran 5. Data penelitian kelompok perlakuan

1	Name	Age	Gender	Weight	Hemoq	Hematocrit	type of cl	Performing	Technique used	Local	A weight	pre gauze	weight pr	weight post	gat weight	weight pr	total amo	Operation tim
1	adivarsyia	13 years	female	11kg	13,4	37,9	type 3	dtg Arwiry	two flap pushback p 10cc	ldor 1kasa=158 gram	0 ml	249,99 gram	15 kasa= 135,30 gram	1	101,6 ml	125	minuten	
2	avasanur azzah	16 years	female	10 kg	13,1	37,5	type 4	dtg Rahmad	two flap pushback p 10cc	ldor 1kasa= 158 gram	1	1	14 kasa = 142,5 gram	1	107,07 ml	235	minute	
3	Muhammad Al-Haid	2,2 years	male	12 kg	11,5	33,3	type 3	dtg Rahmad	furrow double oppoz	10cc ldor 1kasa= 158 gram	12= 139,38	1	1	12= 139,38	104,46ml	135	minute	
4	Muhammad Al-Haid	2,2 years	male	12 kg	11,5	33,3	type 3	dtg Rahmad	furrow double oppoz	10cc ldor 1kasa= 158 gram	12= 139,38	1	1	12= 139,38	104,46ml	135	minute	
5	Nur Asrah Azrah	16 years	female	11kg	12,2	25,1	type 3	dtg Tiro	two flap pushback p 10 cc	ldor 1kasa= 158 gram	11= 124,59	1	1	11= 124,59	114,79ml	165	minute	
6	an. Yonawati MS	3,4 years	female	21kg	12,8	37	type 2	dtg Husni	VY push back	10 cc ldor 1kasa= 158 gram	13= 146,592	1	1	13= 146,592	100,5 ml	160	minute	
7	an. Abd Majid	2,6 years	male	12,6kg	12,1	34,9	type 4	dtg rahmad	two flap pushback p 10 cc	ldor 1kasa= 158 gram	14 kasa = 149,2 gram	1	1	14 kasa = 149,2 gram	117,6 ml	200	minute	
8	an. Nur Adhah asyira	11 years	male	30 kg	12,4	36,6	type 1	dtg Gazali	sc furrow double oppoz	10 cc 1kasa= 158 gram	9 kasa= 91,42	1	1	9 kasa= 91,42	77,2 ml	110	minute	
9	an. Nur Adhah asyira	2 years	5 b Female	10 kg	11,8	38,5	type 4	dtg Fadli	run two flap pushback p 6 cc	ldor 1kasa= 158 gram	15 kasa= 158,9	1	1	15 kasa= 158,9	123,2 ml	200	minute	
10	an. Genta Masruli	16 years	female	7,8 kg	10,9	35,4	type 2	dtg Rahmad	VY push back	10 cc 1kasa= 158 gram	9 kasa = 95,4 gram	1	1	9 kasa = 95,4 gram	81,8 ml	133	minute	
11	Fitri Rizki aulia P Ramdi	25 years	female	45 kg	11,9	36,6	type 2	dtg Fadli	run VY push back	6 cc ldor 1kasa= 158 gram	16 kasa= 156,6	1	1	16 kasa= 156,6	111,32 ml	165	minute	
12	An. NABILA AZAHRA	2,1 years	female	11kg	12	42,2	type 2	dtg Eris Rus	VY push back	6 cc ldor 1kasa= 158 gram	15 kasa= 130,8 gram	1	1	15 kasa= 130,8 gram	97,1 ml	240	minute	
13	An. Nur asra	3,4 years	female	18 kg	12,7	39,5	type 2	dtg Hidayat	VY push back	6 cc ldor 1kasa= 158 gram	12 kasa= 139,5 gram	1	1	12 kasa= 139,5 gram	110,54 ml	180	minute	
14	an. Fadhah alqarah	7,5 years	female	17 kg	13,5	35,9	type 2	dtg Cahyadi	VY push back	6 cc ldor 1kasa= 158 gram	10 kasa= 105,3 gram	1	1	10 kasa= 105,3 gram	89,5 ml	130	minute	
15	an. Zholindaah	7 years	female	23 kg	14,4	42,2	type 2	dtg rahmad	VY push back	10 cc 1kasa= 158 gram	12 kasa = 129,9	1	1	12 kasa = 129,9	99,94 ml	145	minute	
16	Mrs. Falmah	22 years	female	41 kg	12,7	37,2	type 3	dtg cahyadi	two flap pushback p 4 cc	1kasa= 158 gram	13 kasa= 146,2 gram	1	1	13 kasa= 146,2 gram	115,66 ml	200	minute	
17	an. Putri ananyamael	3 years	female	12 kg	12,2	32,7	type 3	dtg Muhihuda	two flap pushback p 6 cc	ldor 1kasa= 158 gram	14 kasa= 137,2	1	1	14 kasa= 137,2	105,9 ml	169	minute	
18	an. Ahmad Saif	18 years	female	11 kg	12,4	34,5	type 3	dtg fadli	rez two flap pushback p 4 cc	ldor 1kasa= 158 gram	16 kasa= 152,3	1	1	16 kasa= 152,3	117,02 ml	189	minute	
19	an. Aysa Mahmur	2,8 years	male	10 kg	12,5	36,1	type 3	dtg Husni	two flap pushback p 10 cc	1kasa= 158 gram	11 kasa= 115,5 gram	1	1	11 kasa= 115,5 gram	96,12 ml	126	minute	
20	an. gencsanjaya	6 years	male	12 kg	12,2	35,6	type 3	dtg Hadira	two flap pushback p 10 cc	1kasa= 158 gram	12 kasa = 129,6	1	1	12 kasa = 129,6	91,64 ml	136	minute	
21	an. Khailia Maryamni	11 years	female	30 kg	14,3	36,1	type 3	dtg Husni	two flap pushback p 10 cc	ldor 1kasa= 158 gram	15 kasa= 152,3 gram	1	1	15 kasa= 152,3 gram	118,6 ml	169	minute	
22	an. M. Alhaedi	1,8 years	male	9,5 kg	10,9	35,5	type 4	dtg arwiry	two flap pushback p 10 cc	1kasa= 158 gram	16 kasa= 163,4 gram	1	1	16 kasa= 163,4 gram	128,12 ml	189	minute	
23	Tn. Ulliaesa Ramadh	2,2 tahun	male	51 kg	13,2	42,9	type 3	dtg Fadel	two flap pushback p 10 cc	1kasa= 158 gram	13 kasa= 147,5	1	1	13 kasa= 147,5	115,9 ml	170	minute	
24	an. Mkh. Abdul Qasim	18 years	male	10 kg	10,1	35,7	type 4	dtg Husni	two flap pushback p 10 cc	1kasa= 158 gram	11 kasa= 123,7 gram	1	1	11 kasa= 123,7 gram	96,32 ml	130	minute	
25	an. Mial Gabriel Lajya	3,6 years	male	12 kg	10,8	34,1	type 4	dtg Prisia	two flap pushback p 10 cc	1kasa= 158 gram	14 kasa= 157,3	1	1	14 kasa= 157,3	125,18 ml	160	minute	
26	an. Siti Nelia Syalina	2,1 years	female	9 kg	10,4	35,2	type 4	dtg husni	two flap pushback p 10 cc	1kasa= 158 gram	13 kasa= 135,2 gram	1	1	13 kasa= 135,2 gram	104,66 ml	140	minute	
27	an. Gusti Ayu Sepyan	3 years	female	14,5 kg	11,2	36,2	type 3	dtg Yossy	two flap pushback p 10 cc	1kasa= 158 gram	11 kasa= 131,2	1	1	11 kasa= 131,2	103,85 ml	110	minute	
28	an. Rizka Pumbia	3,5 years	male	10 kg	10,3	34,6	type 3	dtg Hari	two flap pushback p 10 cc	1kasa= 158 gram	18 kasa = 179,2 gram	1	1	18 kasa = 179,2 gram	140,75 ml	180	minute	
29	an. La Riblo	1,10 years	male	8,9 kg	11,9	36,1	type 3	dtg husni	two flap pushback p 10 cc	1kasa= 158 gram	14 kasa= 129,9 gram	1	1	14 kasa= 129,9 gram	100,78 ml	135	minuten	
30	an. Anica Aulia	2 years	female	11 kg	10,5	34,6	type 3	dtg husni	two flap pushback p 10 cc	1kasa= 158 gram	12 kasa= 126,7 gram	1	1	12 kasa= 126,7 gram	97,74 ml	140	minute	
31	An. Abdi Zuhayr Al-She	2,10 years	male	13 kg	13,8	38,7	type 4	dtg wossy	two flap z plasty pak	10 cc 1kasa= 158 gram	13 kasa= 145,2 gram	1	1	13 kasa= 145,2 gram	114,66 ml	20	minute	
32	Tn. Aldi H Samira	19,3 years	male	56 kg	17,1	47,00%	type 3	dtg Husni	two flap pushback p 10 cc	1kasa= 158 gram	19 kasa= 216,5 gram	1	1	19 kasa= 216,5 gram	176,48 ml	140	minute	
33	An. Ahmad Puolan	1,7 years	male	10 kg	12,9	36,1	type 4	dtg radaduli	two flap z plasty pak	10 cc 1kasa= 158 gram	17 kasa= 167,5 gram	1	1	17 kasa= 167,5 gram	150,64 ml	180	minute	
34	Tn. Nur Hidayat	18,3 years	male	47 kg	14,4	38,5	type 3	dtg Hidayat	two flap pushback p 10 cc	1kasa= 158 gram	14 kasa = 166,3 gram	1	1	14 kasa = 166,3 gram	124,18 ml	160	minute	
35	An. Zahrunnisa	1,10 years	female	11,5 kg	12,7	40,1	type 4	dtg Nurmaid	two flap pushback p 10 cc	1kasa= 158 gram	16 kasa= 178,9 gram	1	1	16 kasa= 178,9 gram	143,62 ml	200	minute	
36	An. Regina Siamul	6,6 years	female	17 kg	13,3	38,6	type 2	dtg Prisia	VY push back	10 cc 1kasa= 158 gram	14 kasa= 147,7 gram	1	1	14 kasa= 147,7 gram	109,96 ml	130	minute	
37	Mrs. Salmah	33,5 years	female	52 kg	12,5	35,5	type 2	dtg Fadli	run two flap pushback p 10 cc	1kasa= 158 gram	15 kasa= 165,2 gram	1	1	15 kasa= 165,2 gram	131,5 ml	160	minute	
38	an. Nur Zulaykha	1,6 years	female	10 kg	12	37,1	type 3	dtg radaduli	two flap pushback p 10 cc	1kasa= 158 gram	16 kasa= 173,9 gram	1	1	16 kasa= 173,9 gram	138,62 ml	145	minute	
39	An. Adzriel Ramadhan	2,2 years	male	10 kg	11,2	34,4	type 3	dtg Leliya	two flap pushback p 10 cc	1kasa= 158 gram	20 kasa= 231,5 gram	1	1	20 kasa= 231,5 gram	189,9 ml	240	minute	
40	an. Theobiza Marwuni	1,7 years	male	9 kg	11,3	34,0	type 4	dtg Mukhtar	two flap pushback p 10 cc	1kasa= 158 gram	12 kasa = 125,3 gram	1	1	12 kasa = 125,3 gram	96,34 ml	120	minute	
41	an. Ahmad Farah	2,2 years	male	10 kg	11,4	30,9	type 3	dtg husni	VY push back + z pl 10 cc	1kasa= 158 gram	13 kasa = 129,9 gram	1	1	13 kasa = 129,9 gram	99,38 ml	130	minute	

Lampiran 6. Data penelitian kelompok kontrol

No	Name	Age	Gender	Weight	Hemoglobin	Hematocrit	type of ci	Perf	Techniq	Local an	weight pre	weight post	pr weight	pr total	ano	Operation time	
1	Andi Reski Aulia	15,00	Perempuan	37,70	10,30	37,70	3,00	Dr.	Ri.DDZ+BFPP	6cc lidocai 1kasa=6,13 gr	243,98 gr	3,00	1,2146 gram	251,39 grai	124,79	87,00	
2	Stanuti Santuri	43,00	Laki-laki	33,20	9,20	33,20	3,00	Dr.	Ri.DDZ+BFPP	4cc lidocai 1kasa=1,58 gr	9 kasa=78,01	1	1	124,79	58,00		
3	Andi Nikashia Fahdat	21,00	Perempuan	10,70	36,60	36,60	3,00	Dr.	Ri.DDZ+BFPP	4cc lidocai 1kasa=1,58 gr	9 kasa=78,44	1	1	113,03	65,00		
4	Fazal Faizal	50,00	Laki-laki	12,00	35,40	35,40	3,00	Dr.	Ri.DDZ+BFPP	4cc lidocai 1kasa=1,58 gr	20 kasa=231,1	1	1	205,90	72,00		
5	Muhammad Rias	23,00	Laki-laki	8,70	23,10	23,10	2,00	Dr.	Ri.DDZ+BFPP	4cc lidocai 1kasa=1,58 gr	27 kasa=243,1	1	1	199,83	87,00		
6	Muhammad Zaki Zahid	18,00	Laki-laki	13,10	38,80	38,80	3,00	Dr.	Ri.DDZ+BFPP	4cc lidocai 1kasa=1,58 gr	21=261,24	1	1	101,41	87,00		
7	Inayah Nur Afiyah	17,00	Perempuan	12,40	36,40	36,40	4,00	Dr.	Ri.DDZ+BFPP	6cc lidocai 1kasa=1,58 gr	15=195,30	1	1	98,61	87,00		
8	Siti Nur Amaliah	53,00	Perempuan	13,00	35,90	35,90	3,00	Dr.	Ti.DDZ+BFPP	6cc lidocai 1kasa=1,58 gr	11=124,59	1	1	58,66	95,00		
9	Muh Taufiq	25,00	Laki-laki	10,60	31,10	31,10	3,00	Dr.	Ri.DDZ+BFPP	4cc lidocai 1kasa=2,951	11=113,43	1	1	80,25	97,00		
10	An Aldikal	14,00	Laki-laki	11,90	35,30	35,30	4,00	Dr.	Al.DDZ+BFPP	4,5cc lidoc 1kasa=2,951	10=86,35	1	1	80,25	59,03		
11	Analia Saroding	8,50	Perempuan	8,80	31,50	31,50	4,00	Dr.	Ri.DDZ+BFPP	4cc lidocai 1kasa=2,951	7=63,682	1	1	101,41	118,00		
12	Muhalisah Muhalisah	12,00	Perempuan	12,40	31,10	31,10	4,00	Dr.	Ri.DDZ+BFPP	4cc lidocai 1kasa=2,951	34=444,94	1	1	102,17	123,00		
13	Syahril bin Asap	30,00	Laki-laki	14,80	40,90	40,90	4,00	Dr.	Ri.DDZ+BFPP	5,5cc lidoc 1kasa=2,951	8=153,630	1	1	102,17	147,56		
14	Iyanti Iyanti	38,00	Laki-laki	11,90	35,30	35,30	1,00	Dr.	Ri.DDZ+BFPP	2cc lidocai 1kasa=2,951	3=23,861	1	1	113,03	130,00		
15	Nur Advia	9,00	Perempuan	12,10	41,70	41,70	2,00	Dr.	Ri.DDZ+BFPP	4cc lidocai 1kasa=2,951	6=79,492	1	1	113,03	153,00		
16	Nur Aliqah	16,00	Perempuan	10,90	28,90	28,90	3,00	Dr.	Ri.DDZ+BFPP	4,5cc lidoc 1kasa=2,951	12=189,38	1	1	113,03	87,00		
17	Hawani	60,00	Perempuan	12,10	41,70	41,70	3,00	Dr.	Ri.DDZ+BFPP	4,5cc lidoc 1kasa=2,951	243,98 gr	0 kasa	100ml	251,39 grai	113,03	99,00	
18	Raikana Zhalifa	40,00	Perempuan	11,70	34,60	34,60	4,00	Etwa	1.DDZ+BFPP	4cc lidocai 1kasa=2,047	6=31,60	1	1	14,33	58,22		
19	Tn. Aco Hais	70,00	Laki-laki	14,70	42,90	42,90	3,00	Dr.	Ri.DDZ+BFPP	4cc lidocai 1kasa=2,553	6=31,60	1	1	14,33	58,22		
20	Lukmanul Hakim	10,00	Laki-laki	11,50	33,70	33,70	2,00	Prof.	DDZ+BFPP	4cc lidocai 1kasa=2,047	380	243,98 gr	0 kasa	400 ml	251,39 grai	103,00	
21	Muhammad AlIkram	12,00	Laki-laki	11,80	33,30	33,30	2,00	Prof.	DDZ+BFPP	4cc lidocai 1kasa=2,047	550	243,98 gr	0 kasa	530 ml	251,39 grai	117,07	
22	Adva Azkaria Wahyu	40,00	Perempuan	10,60	31,10	31,10	2,00	Dr.	Ri.DDZ+BFPP	4cc lidocai 1kasa=2,252	10=91,42	1	1	117,07	162,00		
23	Siti Nur Amaliah	50,00	Laki-laki	14,70	42,90	42,90	3,00	Dr.	Al.DDZ+BFPP	4cc lidocai 1kasa=2,252	22=175,81	1	1	117,07	81,00		
24	Soraya Ramadhani	20,05	Perempuan	10,10	29,00	29,00	2,00	Dr.	Ti.DDZ+BFPP	2cc lidocai 1kasa=2,337	8=66,242	1	1	124,79	154,00		
25	Dwi Douby	74,00	Laki-laki	14,30	36,00	36,00	2,00	Dr.	Ti.DDZ+BFPP	4cc lidocai 1kasa=2,337	31=312,240	1	1	124,79	154,00		
26	Inawati Ramadhani	13,00	Perempuan	9,80	34,30	34,30	3,00	Dr.	Ri.DDZ+BFPP	4cc lidocai 1kasa=2,337	13=146,582	1	1	124,79	198,01		
27	Abdul Haliz	11,00	Laki-laki	14,90	44,00	44,00	3,00	Dr.	Ti.DDZ+BFPP	4cc lidocai 1kasa=2,086	13=115,749	1	1	124,79	115,00		
28	Mh. Ternarti	56,00	Perempuan	12,70	37,20	37,20	3,00	Dr.	Ti.DDZ+BFPP	4cc lidocai 1kasa=2,086	12=147,751	1	1	124,79	101,00		
29	Muh Rifa Azka	15,00	Laki-laki	12,40	36,40	36,40	3,00	Dr.	G.DDZ	4cc lidocai 1kasa=2,086	13=198,571	1	1	163,07	87,08		
30	Ahmad Decat	28,00	Laki-laki	12,90	33,00	33,00	3,00	Dr.	Ti.DDZ+BFPP	6cc lidocai 1kasa=2,086	2=23,503	1	1	163,07	130,00		
31	Fajar	16,80	Laki-laki	14,30	35,90	35,90	2,00	Dr.	Ti.DDZ+BFPP	6cc lidocai 1kasa=2,086	7=85,58	1	1	199,83	90,55		
32	Firi Aqila Haziqah	14,00	Perempuan	14,70	41,20	41,20	2,00	Nuru	two lap pa	4cc lidocai 1kasa=2,047	24=379,785	1	1	205,90	101,00		
33	Dinda Alaiqa Rishah	9,00	Perempuan	10,40	37,70	37,70	2,00	Abul	two lap pa	4cc lidocai 1kasa=2,252	550	243,98 gr	0 kasa	530 ml	251,39 grai	106,00	
34	Mun Munu Syailul	10,00	Perempuan	12,80	37,70	37,70	4,00	Abul	two lap pa	4cc lidocai 1kasa=2,252	10=91,42	1	1	228,06	99,00		
35	Muh. Zahir	7,00	Laki-laki	14,90	44,00	44,00	4,00	Abul	two lap pa	4cc lidocai 1kasa=2,337	22=175,81	1	1	228,06	78,00		
36	An. Ridwan	47,00	Laki-laki	14,20	41,30	41,30	3,00	Abul	DDZ	4,5cc lidoc 1kasa=1,58 gr	8=66,242	1	1	231,44	231,44		
37	Ibnu Ramadhan	30,00	Laki-laki	13,90	46,70	46,70	4,00	Abul	two lap pa	4cc lidocai 1kasa=6,13 gr	15=195,30	1	1	321,34	80,36		
38											243,98 gr	3 kasa=	37,12	2146 gram	251,39 grai	337,44	180,00

Lampiran 7. Data hasil uji statistik

Analisis karakteristik sampel

			Kelompok		Jumlah	Nilai p
			Perlakuan	Kontrol		
JK	Laki-laki	n	18	21	39	0,655
		%	45,0%	52,5%	48,8%	
	Perempuan	n	22	19	41	
		%	55,0%	47,5%	51,2%	
Cleft	Type 1	n	1	1	2	1,000
		%	2,5%	2,5%	2,5%	
	Type 2	n	9	9	18	
		%	22,5%	22,5%	22,5%	
	Type 3	n	19	19	38	
		%	47,5%	47,5%	47,5%	
	Type 4	n	11	11	22	
		%	27,5%	27,5%	27,5%	
Jumlah		n	40	40	80	
		%	100,0%	100,0%	100,0%	

Analisis jumlah kehilangan darah dan waktu operasi

Kelompok	Perlakuan		Kontrol		Nilai p
	Mean	SD	Mean	SD	
Bloodloss	114,25	22,89	142,90	62,86	0.021**

** Uji Mann Whitney

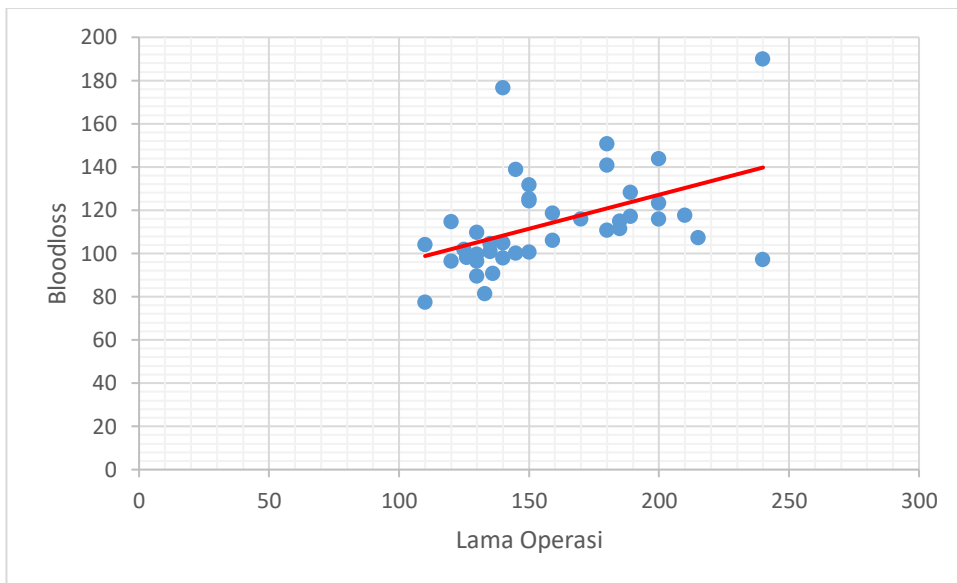
Cleft	Bloodloss					Nilai p
	Mean	SD	Median	Minimum	Maximum	
Type 1	95,12	25,34	95,12	77,20	113,03	0,573
Type 2	131,53	45,16	115,05	81,18	228,06	
Type 3	127,81	44,82	115,78	58,66	321,34	
Type 4	130,53	61,26	110,45	58,61	337,14	

* Uji Kruskal Wallis

Kelompok	Cleft	Bloodloss					Nilai p
		Mean	SD	Median	Minimum	Maximum	
Perlakuan	Type 1	77,20	0,00	77,20	77,20	77,20	0,087

	Type 2	103,46	14,53	100,50	81,18	131,50	
	Type 3	118,65	26,44	114,79	90,64	189,90	
	Type 4	118,86	17,73	117,60	96,32	150,64	
Kontrol	Type 1	113,03	0,00	113,03	113,03	113,03	0,188
	Type 2	159,60	48,48	124,79	113,03	228,06	
	Type 3	136,96	57,04	124,79	58,66	321,34	
	Type 4	142,21	85,24	102,17	58,61	337,14	

* Uji Kruskal Wallis



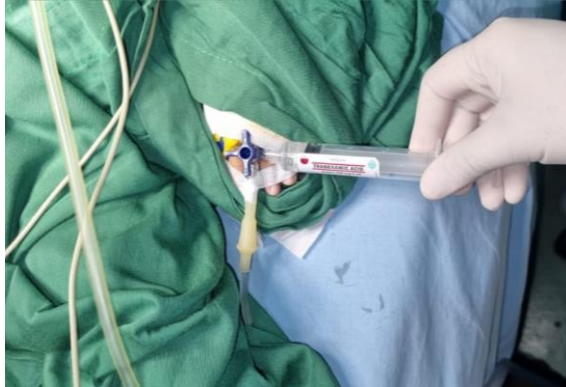
	Nilai r	Nilai p
Waktu	0,582	0,000
Bloodloss		
* Uji Korelasi Spearman		

Lama Operasi	Bloodloss	Lama Operasi
110	77,2	110
133	81,18	133
130	89,5	130
136	90,64	136
130	96,32	130
120	96,34	120
240	97,1	240
140	97,74	140
126	98,12	126
130	99,38	130

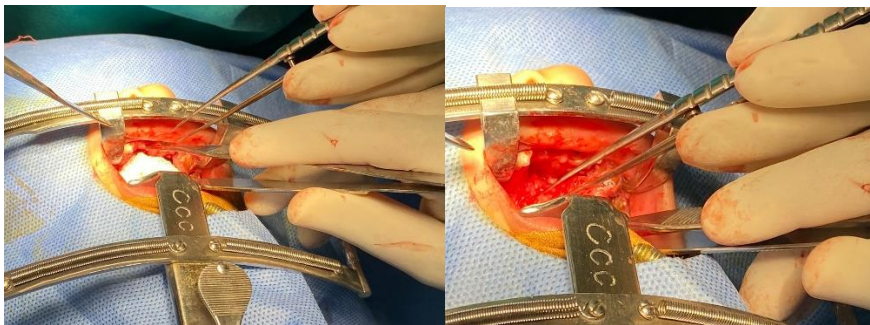
145	99,94	145
150	100,5	150
135	100,78	135
125	101,6	125
110	103,85	110
135	104,46	135
140	104,66	140
159	105,9	159
215	107,07	215
130	109,58	130
180	110,54	180
185	111,32	185
120	114,66	120
185	114,79	185
200	115,66	200
170	115,9	170
189	117,02	189
210	117,6	210
159	118,6	159
200	123,2	200
150	124,18	150
150	125,18	150
189	128,12	189
150	131,5	150
145	138,62	145
180	140,75	180
200	143,62	200
180	150,64	180
140	176,48	140
240	189,9	240
87	124,79	87
56	124,79	56
65	113,03	65
72	205,9	72
87	199,83	87
87	101,41	87
87	58,61	87
95	58,66	95
97	80,25	97
59,03	80,25	59,03
118	101,41	118
147,56	102,17	147,56
129	102,17	129
109	102,17	109

73,02	107,86	73,02
130	113,03	130
101	113,03	101
153	113,03	153
87	113,03	87
99	113,03	99
56,22	114,33	56,22
109	114,33	109
115,48	117,07	115,48
152	117,07	152
81	117,07	81
154	124,79	154
154	124,79	154
198,01	124,79	198,01
115	124,79	115
101	124,79	101
87,08	163,07	87,08
130	163,07	130
90,55	199,83	90,55
101	205,9	101
118	205,9	118
99	228,06	99
78	228,06	78
231,44	231,44	231,44
80,36	321,34	80,36
180	337,14	180

Lampiran 8. Dokumentasi kegiatan Penelitian



Injeksi asam treneksamat



Kasa usap yang digunakan



Perhitungan neraca analitik

Lampiran 9. Riwayat Hidup Penulis



IDENTITAS DIRI

1. Nama Lengkap : drg. Yeyen Sutasmi
2. Tempat, tanggal lahir : Ujungpandang, 28 Oktober 1991
3. Jenis kelamin : Perempuan
4. Alamat : Perumnas sudiang Jln. Makassar 4 blok A no.98
5. Telepon : 085240773466
6. Email : yeyensutasmi@gmail.com
7. Agama : Islam
8. Tinggi Badan : 160 cm
9. Berat Badan : 72 kg
10. Anak ke : 1 dari 5 bersaudara
11. Status : Belum menikah

RIWAYAT PENDIDIKAN

1. TK Tuara 1997 - 1996
2. SD 109 Tuara, Enrekang 1996 - 2003
3. SMPN 1 Enrekang 2003 - 2006
4. SMA Muhammadiyah Enrekang 2006 - 2009
5. Fakultas Kedokteran Gigi Universitas Hasanuddin 2009 - 2016
6. Program Pendidikan Dokter Gigi Spesialis Bedah Mulut dan Maksilofasial, Fakultas Kedokteran Gigi, Universitas Hasanuddin 2019 - Sekarang

RIWAYAT PEKERJAAN

1. RS Medika Chandra, Mimika papua 2016 - 2017
2. Puskesmas Jagai Babang, Kalbar 2017
3. Puskesmas Salimbongan, Kab pinrang 2017 - 2019