

## DAFTAR PUSTAKA

- Ardillah, Y. (2016). Risk Factors of Blood Lead Level. *Jurnal Ilmu Kesehatan Masyarakat*, 7(3), 150–155. <https://doi.org/10.26553/jikm.2016.7.3.150-155>
- ATSDR. (2007). *Lead*. <http://www.atsdr.cdc.gov/ToxProfiles/tp13-c1-b.pdf>
- Boldyrev, M. (2018). Lead: properties, history, and applications. *WikiJournal of Science*, 1(2), 1–23. <https://doi.org/10.15347/wjs/2018.007>
- Boran, M., & Altinok, I. (2010). A review of heavy metals in water, sediment and living organisms in the black sea. *Turkish Journal of Fisheries and Aquatic Sciences*, 10(4), 565–572. <https://doi.org/10.4194/trjfas.2010.0418>
- Brantsæter, A. L., Birgisdottir, B. E., Meltzer, H. M., Kvalem, H. E., Alexander, J., Magnus, P., & Haugen, M. (2012). Maternal Seafood Consumption and Infant Birth Weight, Length and Head Circumference in the Norwegian Mother and Child Cohort Study. *British Journal of Nutrition*, 107(3), 436–444. <https://doi.org/10.1017/S0007114511003047>
- Casas, M., Cordier, S., Martínez, D., Barros, H., Bonde, J. P., Burdorf, A., Costet, N., dos Santos, A. C., Danilevičiūtė, A., Eggesbø, M., Fernandez, M. F., Fevotte, J., García, A. M., Gražulevičienė, R., Hallner, E., Hanke, W., Kogevinas, M., Kull, I., Larsen, P. S., ... Vrijheid, M. (2015). Maternal Occupation During Pregnancy, Birth Weight, and Length of Gestation: Combined Analysis of 13 European Birth Cohorts. *Scandinavian Journal of Work, Environment and Health*, 41(4), 384–396. <https://doi.org/10.5271/sjweh.3500>
- Centers for Disease Control and Prevention. (2018). GUIDELINES FOR THE IDENTIFICATION AND MANAGEMENT OF LEAD EXPOSURE IN PREGNANT AND LACTATING WOMEN. In *Cdc*.
- Chang, S. H., Cheng, B. H., Lee, S. L., Chuang, H. Y., Yang, C. Y., Sung, F. C., & Wu, T. N. (2006). Low blood lead concentration in association with infertility in women. *Environmental Research*, 101(3), 380–386. <https://doi.org/10.1016/j.envres.2005.10.004>
- Charkiewicz, A. E., & Backstrand, J. R. (2020). Lead toxicity and pollution in Poland. *International Journal of Environmental Research and Public Health*, 17(12), 1–16. <https://doi.org/10.3390/ijerph17124385>
- Cleveland, L. M., Minter, M. L., Cobb, K. A., Scott, A. A., & German, V. F. (2008). Lead hazards for pregnant women and children: Part 1: immigrants and the poor shoulder most of the burden of lead exposure in this country. *Am J Nurs*, 108(10), 40–49; quiz 50. <http://ovidsp.tx.ovid.com/ovftpdfs/FPDDNCGCLFJBFK00/fs046/ovft/live/gv023/0000446/00000446-200810000-00023.pdf>
- CSEM. (2012). Lead Toxicity Case Studies in Environmental Medicine. In *Agency for Toxic Substances and Disease Registry Case Studies in Environmental Medicine (CSEM) Lead Toxicity*. [www.atsdr.cdc.gov/csem/lead/docs/lead.pdf](http://www.atsdr.cdc.gov/csem/lead/docs/lead.pdf)

- Cutland, C. L., Lackritz, E. M., Mallett-Moore, T., Bardaji, A., Chandrasekaran, R., Lahariya, C., Nisar, M. I., Tapia, M. D., Pathirana, J., Kochhar, S., & Muñoz, F. M. (2017). Low birth weight: Case definition & guidelines for data collection, analysis, and presentation of maternal immunization safety data. *Vaccine*, *35*(48), 6492–6500. <https://doi.org/10.1016/j.vaccine.2017.01.049>
- De Rosa, M., Zarrilli, S., Paesano, L., Carbone, U., Boggia, B., Petretta, M., Maisto, A., Cimmino, F., Puca, G., Colao, A., & Lombardi, G. (2003). Traffic pollutants affect fertility in men. *Human Reproduction*, *18*(5), 1055–1061. <https://doi.org/10.1093/humrep/deg226>
- Demmouche, A., & Moussaoui, F. (2020). Relation Between Low Birth Weight and Maternal Blood Lead Levels in Sidi Bel Abbes, Algeria: a Case-Control Study. *Journal of Drug Delivery and Therapeutics*, *10*(2-s), 115–119. <https://doi.org/10.22270/jddt.v10i2-s.4023>
- Dewailly, E., Suhas, É., Mou, Y., Dallaire, R., Château-Degat, L., & Chansin, R. (2008). High Fish Consumption in French Polynesia and Prenatal Exposure to Metals and Nutrients. *Asia Pacific Journal of Clinical Nutrition*, *17*(3), 461–470. <http://www.ncbi.nlm.nih.gov/pubmed/18818168>
- Dinkes Sulawesi Selatan. (2021). Profil Kesehatan 2021 provinsi sulawesi selatan. In *Sik*.
- Dutta, S., Gorain, B., Choudhury, H., Roychoudhury, S., & Sengupta, P. (2022). Environmental and occupational exposure of metals and female reproductive health. *Environmental Science and Pollution Research*, *29*(41), 62067–62092.
- Ettinger, A. S., Egan, K. B., Homa, D. M., & Brown, M. J. (2020). Blood lead levels in U.S. women of childbearing age, 1976–2016. *Environmental Health Perspectives*, *128*(1). <https://doi.org/10.1289/EHP5925>
- Fitriany, J., & Saputri, A. I. (2018). Anemia Defisiensi Besi. *Kesehatan Masyarakat*, *4*(1202005126), 1–30.
- Flora, G., Gupta, D., & Tiwari, A. (2012). Toxicity of lead: A review with recent updates. *Interdisciplinary Toxicology*, *5*(2), 47–58. <https://doi.org/10.2478/v10102-012-0009-2>
- Gardella, C. (2001). Lead exposure in pregnancy: A review of the literature and argument for routine prenatal screening. *Obstetrical and Gynecological Survey*, *56*(4), 231–238. <https://doi.org/10.1097/00006254-200104000-00024>
- Gidlow, D. A. (2015). Lead toxicity. *Occupational Medicine*, *65*(5), 348–356. <https://doi.org/10.1093/occmed/kqv018>
- Goisis, A., Remes, H., Barclay, K., Martikainen, P., & Myrskylä, M. (2017). Advanced Maternal Age and the Risk of Low Birth Weight and Preterm Delivery: A Within-Family Analysis Using Finnish Population Registers. *American Journal of Epidemiology*, *186*(11), 1219–1226. <https://doi.org/10.1093/aje/kwx177>

- Golub, M. S. (2005). *Metals, Fertility, and Reproductive Toxicity* (M. S. Golub (ed.)). CRC Press.
- Gustin, K., Barman, M., Stråvik, M., Levi, M., Englund-Ögge, L., Murray, F., Jacobsson, B., Sandberg, A. S., Sandin, A., Wold, A. E., Vahter, M., & Kippler, M. (2020). Low-level Maternal Exposure to Cadmium, Lead, and Mercury and Birth Outcomes in a Swedish Prospective Birth-Cohort. *Environmental Pollution*, 265. <https://doi.org/10.1016/j.envpol.2020.114986>
- Haefliger, P., Mathieu-Nolf, M., Locicero, S., Ndiaye, C., Coly, M., Diouf, A., Faye, A. L., Sow, A., Tempowski, J., Pronczuk, J., Filipe, A. P., Bertolini, R., & Neira, M. (2009). Mass lead intoxication from informal used lead-acid battery recycling in Dakar, Senegal. *Environmental Health Perspectives*, 117(10), 1535–1540. <https://doi.org/10.1289/ehp.0900696>
- Hailu, L. D., & Kebede, D. L. (2018). Determinants of Low Birth Weight Among Deliveries at a Referral Hospital in Northern Ethiopia. *BioMed Research International*, 2018. <https://doi.org/10.1155/2018/8169615>
- Halim, R. (2016). *Pengaruh Timbal Dalam Darah Ibu Hamil Terhadap Berat Badan Lahir Bayi di Desa Cinangka Kecamatan Ciampea Kabupaten Bogor Tahun 2016: Studi Kohort Prospektif*. Universitas Indonesia.
- Iftikhar, A., Bari, A., Bano, I., & Masood, Q. (2017). Impact of Maternal Education, Employment and Family Size on Nutritional Status of Children. *Pakistan Journal of Medical Sciences*, 33(6), 1401–1405. <https://doi.org/10.12669/pjms.336.13689>
- ILA. (2017). *Significant growth in lead usage underlines its importance to the global economy*. <https://web.archive.org/web/20170228171821/http://www.ila-lead.org/news/lead-in-the-news/2012-11-30/significant-growth-in-lead-usage-underlines-its-importance-to-the-global-economy->
- Juliana, C., Nurjazuli, N., & Suhartono, S. (2017). Hubungan Kadar Timbal dalam Darah dengan Jumlah Eritrosit, MCV dan MCH Pada Ibu Hamil di Daerah Pantai. *HIGIENE: Jurnal Kesehatan Lingkungan*, 3(3), 161–168. <http://journal.uin-lauidin.ac.id/index.php/higiene/article/view/4655>
- Klopfleisch, B., Sutomo, A. H., & Iravati, S. (2017). Kadar timbal pada petugas stasiun pengisian bahan bakar umum. *Berita Kedokteran Masyarakat*, 33(4), 205. <https://doi.org/10.22146/bkm.12927>
- Kusumastuti, D., Setiaini, O., & Joko, T. (2020). Analisis Frekuensi Konsumsi Makanan Laut dan Kandungan Logam berat Pb dalam Darah Wanita Usia Subur (WUS) di Wilayah Kerja Puskesmas Bandarharjo. *Jurnal Kesehatan Masyarakat*, 8(5), 687–693.
- Ia-Llave-León, O., Salas Pacheco, J. M., Estrada Martínez, S., Esquivel Rodríguez, E., Castellanos Juárez, F. X., Sandoval Carrillo, A., Lechuga Quiñones, A. M., Vázquez Alanís, F., García Vargas, G., Méndez Hernández, E. M., & Duarte Sustaita, J. (2016). The relationship between blood lead levels and occupational exposure in a pregnant population. *BMC Public Health*, 16(1), 1–9.

<https://doi.org/10.1186/s12889-016-3902-3>

- Laelasari, E. (2001). *Pengaruh Timah (Pb) Terhadap Kesehatan Reproduksi Wanita*. Universitas Indonesia.
- Laila, N. N., & Shofwati, I. (2013). KADAR TIMBAL DARAH PADA OPERATOR WANITA SPBU. *Jurnal Kesehatan Reproduksi*, 4(1), 41–49.  
<http://ovidsp.tx.ovid.com/ovftpdfs/FPDDNCGCLFJBFK00/fs046/ovft/live/gv023/0000446/00000446-200810000-00023.pdf>
- Lutfitasari, A., Mulyanti, L., & Khasanah, U. (2023). Correlation of Nutritional Status Bades on Upper Arm Circumference ( LiLa ) of Pregnant Woment with Low Birth Weight Infants ( LBW ). *Jurnal Kebidanan*, 12(1), 75–84.  
<https://doi.org/10.26714/jk.12.1.2023.75-84>
- Mahmoodi, Z., Karimlou, M., Sajjadi, H., Dejman, M., Vameghi, M., Dolatian, M., & Mahmoodi, A. (2015). Association of Maternal Working Condition with Low Birth Weight: The Social Determinants of Health Approach. *Annals of Medical and Health Sciences Research*, 5(6), 385. <https://doi.org/10.4103/2141-9248.177982>
- Manuaba, I. B. G. (2002). *Ilmu Kebidanan, Penyakit Kandungan & Keluarga Berencana untuk Pendidikan Bidan* (1st ed.). Buku Kedokteran EGC.
- Maryani, F., Budi, E., & Sumiyarsi, I. (2019). Correlation between Nutritional Status of Pregnant Mothers and Low Birth Weight in the Surakarta Hospital. *KnE Life Sciences*, 4(10), 35. <https://doi.org/10.18502/kls.v4i10.3765>
- Miranda, M. L., Edwards, S. E., Swamy, G. K., Paul, C. J., & Neelon, B. (2010). Blood Lead Levels Among Pregnant Women: Historical Versus Contemporaneous Exposures. *International Journal of Environmental Research and Public Health*, 7(4), 1508–1519. <https://doi.org/10.3390/ijerph7041508>
- Miranda, M. L., Kim, D., Galeano, M. A. O., Paul, C. J., Hull, A. P., & Morgan, S. P. (2007). The Relationship Between Early Childhood Blood Lead levels and Performance on End-of-Grade Tests. *Environmental Health Perspectives*, 115(8), 1242–1247. <https://doi.org/10.1289/ehp.9994>
- Moelyaningrum, A. D. (2017). Timah Hitam (Pb) dan Karies Gigi. *Stomatognatic-Jurnal Kedokteran Gigi*, 13(1), 28–31. <http://en.wikipwdia.org/wik>.
- Moghaddam Tabrizi, F., & Barjasteh, S. (2015). Maternal Hemoglobin Levels during Pregnancy and their Association with Birth Weight of Neonates. *Iranian Journal of Pediatric Hematology and Oncology*, 5(4), 211–217.  
<http://www.ncbi.nlm.nih.gov/pubmed/26985354%0Ahttp://www.pubmedcentral.nih.gov/articlerender.fcgi?artid=PMC4779156>
- More, A. F., Spaulding, N. E., Bohleber, P., Handley, M. J., Hoffmann, H., Korotkikh, E. V., Kurbatov, A. V., Loveluck, C. P., Sneed, S. B., McCormick, M., & Mayewski, P. A. (2017). Next-generation ice core technology reveals true minimum natural levels of lead (Pb) in the atmosphere: Insights from the Black Death. *GeoHealth*, 1(4), 211–219. <https://doi.org/10.1002/2017GH000064>

- Munir, R., & Sunarti. (2022). Pregnant Women's Knowledge of Chronic Energy Deficiency with Economic Status. *AbdimasMu UMTAS*, 1(2), 105–111. <https://doi.org/10.35568/amu.v1i2.2543>
- Norlén, F., Gustavsson, P., Wiebert, P., Rylander, L., Albin, M., Westgren, M., Plato, N., & Selander, J. (2019). Occupational Exposure to Inorganic Particles During Pregnancy and Birth Outcomes: A Nationwide Cohort Study in Sweden. *BMJ Open*, 9(2). <https://doi.org/10.1136/bmjopen-2018-023879>
- Nowakowski, P., Kuśnierz, S., Sosna, P., Mauer, J., & Maj, D. (2020). Disposal of personal protective equipment during the covid-19 pandemic is a challenge for waste collection companies and society: A case study in poland. *Resources*, 9(10), 1–11. <https://doi.org/10.3390/resources9100116>
- Nur, H. (2022). Cemaran Logam Berat Timbal ( Pb ) Pada Pangan Lokal Keckerangan ( Bilvavia ). *Media Gizi Kesmas*, 6.
- Nuryasni. (2020). *Prediksi Berat Lahir Kecil Masa Kehamilan dengan Indeks Pertumbuhan*. Universitas Indonesia.
- Papadopoulou, E., Botton, J., Caspersen, I. H., Alexander, J., Eggesbø, M., Haugen, M., Iszatt, N., Jacobsson, B., Knutsen, H. K., & Meltzer, H. M. (2021). Maternal seafood intake during pregnancy, prenatal mercury exposure and child body mass index trajectories up to 8 years. *International Journal of Epidemiology*, 50(4), 1134–1146.
- Patil, D., Enquobahrie, D. A., Peckham, T., Seixas, N., & Hajat, A. (2020). Retrospective cohort study of the association between maternal employment precariousity and infant low birth weight in women in the USA. *BMJ Open*, 10(1), 1–10. <https://doi.org/10.1136/bmjopen-2019-029584>
- Peng, Z., Si, S., Cheng, H., Zhou, H., Chi, P., Mo, M., Zhuang, Y., Liu, H., & Yu, Y. (2022). The Associations of Maternal Hemoglobin Concentration in Different Time Points and Its Changes during Pregnancy with Birth Weight Outcomes. *Nutrients*, 14(12). <https://doi.org/10.3390/nu14122542>
- Pertiwi, S., Setiani, O., Suhartono, Utami, R., Rahmiyati, E., & Yulizar. (2022). FAKTOR-FAKTOR YANG BERHUBUNGAN DENGAN KADAR TIMBAL DALAM DARAH PADA IBU HAMIL. *Avicenna*, 5(2), 38–46.
- Pramardika, D. D., Claudia, M., & Kasaluhe, M. D. (2022). Seberapa Besar Hubungan Berat Badan Lahir Rendah Dengan Usia Ibu Hamil. *Jambura*, 4, 15–21.
- Pramita, L. S., Fatmaningrum, W., Utomo, M. T., & Akbar, M. I. A. (2021). Low-Hemoglobin Levels During Pregnancy with Low-Birth Weight: A Systematic Review and Meta-Analysis. *Pedimaternel Nursing Journal*, 7(1), 55. <https://doi.org/10.20473/pmnj.v7i1.24184>
- Rabito, F. A., Kocak, M., Werthmann, D. W., Tylavsky, F. A., Palmer, C. D., & Parsons, P. J. (2014). Changes in low levels of lead over the course of pregnancy and the association with birth outcomes. *Reproductive Toxicology*, 50, 138–144.

<https://doi.org/10.1016/j.reprotox.2014.10.006>

- Rahfiludin, M. Z., & Dharmawan, Y. (2018). Risk Factors Associated With Low Birth Weight. *Kesmas*, 13(2), 75–80. <https://doi.org/10.21109/kesmas.v13i2.1719>
- Rasyid, P. S., & Yulianingsih, E. (2021). Effect of Maternal Age, Parity and Placental Weight on Birth Weight in Otanaha Hospital, Gorontalo City. *Jurnal Ners Dan Kebidanan Indonesia*, 8(4), 253. [https://doi.org/10.21927/jnki.2020.8\(4\).253-260](https://doi.org/10.21927/jnki.2020.8(4).253-260)
- Riess, M. L., & Halm, J. K. (2007). Lead poisoning in an adult: Lead mobilization by pregnancy? *Journal of General Internal Medicine*, 22(8), 1212–1215. <https://doi.org/10.1007/s11606-007-0253-x>
- Roscoe, R., Graydon, J., Div of Surveillance Hazard Evaluations and Field Studies, National Institute for Occupational Safety and Health, & CDC. (2006). *Adult Blood Lead Epidemiology and Surveillance --- United States, 2003--2004*.
- Safithri, S. F., Kania, N., & Diana, A. (2019). Correlation between Maternal Hemoglobin Level and Birth Weight. *Althea Medical Journal*, 6(2), 91–94. <https://doi.org/10.15850/amj.v6n2.1637>
- Sah, S. K., Sunuwar, D. R., Baral, J. R., Singh, D. R., Chaudhary, N. K., & Gurung, G. (2022). Maternal Hemoglobin and Risk of Low Birth Weight: A Hospital-Based Cross-Sectional Study in Nepal. *Heliyon*, 8(12), e12174. <https://doi.org/10.1016/j.heliyon.2022.e12174>
- Sakina, N. A. (2021). Blood Lead Levels of Pregnant Women in Agricultural and Coastal Area: A SDG's Indicator for Health and Pollution in Brebes District. *IOP Conference Series: Earth and Environmental Science*, 940(1), 8–13. <https://doi.org/10.1088/1755-1315/940/1/012072>
- Salehi, K., Mahmoodi, Z., Kabir, K., & Dolatian, M. (2016). Pathways of Job Style and Preterm Low Birth Weight. *Electronic Physician*, 8(9), 2888–2896. <https://doi.org/10.19082/2888>
- Salshabila, A. N. U. R. A. (2023). *Perbedaan Kadar Level Timbal Dalam Darah Ibu Hamil Yang Bermukim Di Daerah Pesisir dan Bukan Pesisir : Systematic Review*. Universitas Hasanuddin.
- Sangi, R., Ahsan, A. K., Khan, A. T., Aziz, S. N., Afroze, M., Jamro, S., Haque, T., Zaidi, Z. A., & Tebha, S. S. (2021). Evaluating Association of Maternal Nutritional Status With Neonatal Birth Weight in Term Pregnancies: A Cross-Sectional Study With Unexpected Outcomes. *Cureus*, 13(8), 1–6. <https://doi.org/10.7759/cureus.17621>
- Schell, L. M., Denham, M., Stark, A. D., Gomez, M., Ravenscroft, J., Parsons, P. J., Aydermir, A., & Samelson, R. (2003). Maternal blood lead concentration, diet during pregnancy, and anthropometry predict neonatal blood lead in a socioeconomically disadvantaged population. *Environmental Health Perspectives*, 111(2), 195–200.

- Schwemberger, J., Mosby, J., Doa, M., Agency., U. E. P., Jacobs, D., Ashley, P., Development, U. D. of H. and U., Brody, D., National Center for Health Statistics, Brown, M., Jones, R., Homa, D., Health, N. C. for E., & CDC. (2005). *Blood Lead Levels --- United States, 1999--2002*.
- Sembel, D. T. (2015). *Toksikologi lingkungan : dampak pencemaran dari berbagai bahan kimia dalam kehidupan sehari-hari* (A. Pramesta (ed.)). Yogyakarta: Andi.
- Silver, M. K., Li, X., Liu, Y., Li, M., Mai, X., Kaciroti, N., Kileny, P., Tardif, T., Meeker, J. D., & Lozoff, B. (2016). Low-level prenatal lead exposure and infant sensory function. *Environmental Health: A Global Access Science Source*, 15(1), 1–10. <https://doi.org/10.1186/s12940-016-0148-6>
- Siwiendrayanti. (2016). *Buku ajar toksikologi: Cipta Prima Nusantara*.
- Tarigan, N.-, Simanjuntak, R. R., & Nainggolan, O. (2023). Maternal Age at Birth and Low Birth Weight (LBW) in Indonesia (Analisis of RISKESDAS 2018). *GIZI INDONESIA*, 46(1), 1–10. <https://doi.org/10.36457/gizindo.v46i1.694>
- United Nations Children's Fund (UNICEF), & World Health Organization. (2019). LOW BIRTHWEIGHT ESTIMATES Levels and trends 2000–2015. In *The Lancet Global Health* (Vol. 7, Issue 7). [https://doi.org/10.1016/S2214-109X\(18\)30565-5](https://doi.org/10.1016/S2214-109X(18)30565-5)
- Wang, J., Yang, Y., Zhang, J., Liu, N., Xi, H., & Liang, H. (2022). Trends of Blood Lead Levels in US Pregnant Women: The National Health and Nutrition Examination Survey (2001–2018). *Frontiers in Public Health*, 10(July), 1–8. <https://doi.org/10.3389/fpubh.2022.922563>
- Wang, S., Yang, L., Shang, L., Yang, W., Qi, C., Huang, L., Xie, G., Wang, R., & Chung, M. C. (2020). Changing Trends of Birth Weight With Maternal Age: A Cross-Sectional Study in Xi'an City of Northwestern China. *BMC Pregnancy and Childbirth*, 20(1), 1–8. <https://doi.org/10.1186/s12884-020-03445-2>
- Wei, Z., Li, W., Lei, C., Caixia, A., Chuan, Z., & Jianqin, W. (2023). Maternal Seafood Consumption and Fetal Growth: a Birth Cohort Study in Urban China. *BMC Pregnancy and Childbirth*, 23(1), 1–19. <https://doi.org/10.1186/s12884-023-05431-w>
- WHO. (2016). International Statistical Classification of Diseases and Related Health Problems, 10th Revision ICD-10 : Tabular List. *World Health Organization*, 1, 332–345. <http://www.who.int/classifications/icd/icdonlineversions/en/>
- Wibowo, R. P., Prasetyo, B., Fatmaningrum, W., & Modi, A. H. (2022). Correlation Between Early Age Pregnancy with Low Body Weight (LBW) Newborn at Universitas Airlangga Academic Hospital, Surabaya, Indonesia. *Biomolecular and Health Science Journal*, 5(1), 16–18. <https://doi.org/10.20473/bhsj.v5i1.34442>
- Wijayanti, T., Setyaningsih, A., & Wahyuningsih, W. (2021). Maternal Nutrition Status and Its Relation with Low Birth Weight: A Meta Analysis Study. *Journal of Epidemiology and Public Health*, 6(4), 438–449. <https://doi.org/10.26911/jepublichealth.2021.06.04.05>

- Wulandari, E. T., Qodriyah, Nur Lailatul, Rohmah, W., & Wulandari, D. D. (2020). FAKTOR-FAKTOR YANG MEMPENGARUHI KADAR TIMBAL (Pb) DALAM DARAH SECARA FISILOGIS (LITERATURE REVIEW). *National Conference For Ummah*, 1(69), 5–24.
- Xie, G., Wang, R., Zhang, B., Sun, L., Xiang, W., Xu, M., Zhu, S., Guo, L., Xu, X., & Yang, W. (2022). Non-linear connections between maternal hemoglobin during the third trimester of pregnancy and birth weight outcomes in full-term newborns: Estimating the breakpoints. *Frontiers in Nutrition*, 9(December), 1–10. <https://doi.org/10.3389/fnut.2022.1031781>
- Yadav, G., Chambial, S., Agrawal, N., Gothwal, M., Kathuria, P., Singh, P., Sharma, P., & Sharma, P. P. (2020). Blood Lead Levels in Antenatal Women and Its Association with Iron Deficiency Anemia and Adverse Pregnancy Outcomes. *Journal of Family Medicine and Primary Care*, 9(2), 169–170. <https://doi.org/10.4103/jfmpc.jfmpc>
- Young, M. F., Oaks, B. M., Tandon, S., Martorell, R., Dewey, K. G., & Wendt, A. S. (2019). Maternal Hemoglobin Concentrations Across Pregnancy and Maternal and Child Health: a Systematic Review and Meta-Analysis. *Annals of the New York Academy of Sciences*, 1450(1), 47–68. <https://doi.org/10.1111/nyas.14093>
- Yuwanti, Mulyaningrum, F. M., & Nurulistyawan. (2022). Correlation Between Mother's Age, Chronic Energy Deficiency (KEK) and Anemia to Low Birth Weight Babies at Purwodadi II Public Health Center. *Jurnal Profesi Bidan Indonesia*, 2(2), 01–07. <https://pbijournal.org/index.php/pbi/article/view/40>
- Zhao, R., Gao, Q., Wang, S., Yang, X., & Hao, L. (2021). The Effect of Maternal Seafood Consumption on Perinatal Outcomes: a Systematic Review and Dose-Response Meta-Analysis. *Critical Reviews in Food Science and Nutrition*, 61(21), 3504–3517. <https://doi.org/10.1080/10408398.2020.1802573>





**LAMPIRAN**

*Lampiran Informed Consent*

**PERSETUJUAN SETELAH PENJELASAN (PSP)\*  
(*INFORMED CONSENT* untuk wawancara)**

Saya, yang bertanda tangan dibawah ini telah mendapat penjelasan secara rinci dan telah mengerti mengenai hal yang berkaitan dengan Penelitian Polutan lingkungan pada ibu hamil dan anak yang dilaksanakan oleh FKM Unhas Saya memutuskan setuju untuk ikut berpartisipasi dalam riset ini secara sukarela tanpa paksaan. Bila saya inginkan, maka saya dapat mengundurkan diri sewaktu-waktu tanpa sanksi apapun.

Nama :

Tandatangan :

\*\*Saksi :

---

**PERSETUJUAN SETELAH PENJELASAN (PSP)\*  
(*INFORMED CONSENT* untuk pengambilan darah)**

Saya, yang bertanda tangan dibawah ini telah mendapat penjelasan secara rinci dan telah mengerti mengenai hal yang berkaitan dengan Penelitian Polutan lingkungan pada ibu hamil dan anak yang dilaksanakan oleh FKM Unhas Saya memutuskan setuju untuk ikut berpartisipasi dalam riset ini secara sukarela tanpa paksaan. Bila saya inginkan, maka saya dapat mengundurkan diri sewaktu-waktu tanpa sanksi apapun.

Nama :

Tandatangan :

\*\*Saksi :

\*\*Diluar tim pengumpul data, bisa orang yang mempunyai hubungan keluarga, petugas kesehatan.



**KUESIONER PENELITIAN PENGARUH KONSENTRASI  
TIMBAL (Pb) DALAM DARAH IBU HAMIL TERHADAP  
KEJADIAN BBLR DI KOTA MAKASSAR**

*Lampiran Lembar Food Recall*

**LEMBAR FOOD RECALL 24 JAM**

Nama : .....

Umur : .....(Tahun)

Pengukuran hari/minggu ke : ...../.....

Tanggal : ...../...../2023

Waktu Makan	Nama Masakan/ Metode Pemasakan	Nama Bahan Makanan	Berat (URT)	Berat (g)	Ket
Pagi					
Selingan					
Siang					
Selingan					
Malam					

\*URT = Ukuran Rumah Tangga







**KUESIONER PENELITIAN PENGARUH KONSENTRASI  
TIMBAL (Pb) DALAM DARAH IBU HAMIL TERHADAP  
KEJADIAN BBLR DI KOTA MAKASSAR**

*Panduan Wawancara*

1. Kehamilan sekarang adalah kehamilan ke berapa?
  - a. Pertama
  - b. Bila kehamilan kedua, dst.

Anak Ke-	BB/TB Lahir (gr/cm)	Kondisi Lahir (1) Keguguran (2) Lahir Mati (3) Lahir Hidup	Proses Persalinan (1) Normal (2) Operasi caesar

2. Berapa usia kehamilan saat ini?  
Jawab:..... minggu
3. Berapa jam rata-rata menghabiskan waktu diluar rumah?  
Jawab: ..... Jam/hari



**KUESIONER PENELITIAN PENGARUH KONSENTRASI  
TIMBAL (Pb) DALAM DARAH IBU HAMIL TERHADAP  
KEJADIAN BBLR DI KOTA MAKASSAR**





Lampiran Lembar Persetujuan Etik

**REKOMENDASI PERSETUJUAN ETIK**

Nomor : : 9068/UN4.14.1/TP.01.02/2022

Tanggal : 8 Agustus 2022

Dengan ini Menyatakan bahwa Protokol dan Dokumen yang Berhubungan dengan Protokol berikut ini telah mendapatkan Persetujuan Etik :

No.Protokol	29722105013	No. Sponsor Protokol	
Peneliti Utama	<b>Dr. Hasnawati Amqam S.KM., MSc</b>	Sponsor	Pribadi
Judul Peneliti	<b>Pengaruh Paparan Polutan Lingkungan pada Ibu Hamil terhadap Tumbuh Kembang Anak di Kota Makassar</b>		
No.Versi Protokol	1	Tanggal Versi	1 Agustus 2022
No.Versi PSP	1	Tanggal Versi	1 Agustus 2022
Tempat Penelitian	<b>1. RS. Universitas Hasanuddin      8. PKM Panambungan 2. RSIA Fatimah                        9. PKM Pertiwi 3. RSIA Khadijah                        10. PKM Makkasau 4. RS. Wahidin                            11. PKM Tamalanrea 5. RSIA Pertiwi                           12. PKM Tamalanrea Jaya 6. RSIA Restu                              13. PKM Antara 7. PKM Dahlia</b>		
Judul Review	<input type="checkbox"/> Exempted <input checked="" type="checkbox"/> Expedited <input type="checkbox"/> Fullboard	Masa Berlaku <b>8 Agustus 2022 Sampai 8 Agustus 2023</b>	Frekuensi review lanjutan
Ketua Komisi Etik Penelitian	Nama : Prof.dr.Veni Hadju,M.Sc,Ph.D	Tanda tangan 	 Tanggal 8 Agustus 2022
Sekretaris komisi Etik Penelitian	Nama : Dr. Wahiduddin, SKM.,M.Kes	Tanda tangan 	 Tanggal 8 Agustus 2022

Kewajiban Peneliti Utama :

1. Menyerahkan Amandemen Protokol untuk persetujuan sebelum di implementasikan
2. Menyerahkan Laporan SAE ke Komisi Etik dalam 24 Jam dan dilengkapi dalam 7 hari dan Laporan SUSAR dalam 72 Jam setelah Peneliti Utama menerima laporan
3. Menyerahkan Laporan Kemajuan (progress report) setiap 6 bulan untuk penelitian resiko tinggi dan setiap setahun untuk penelitian resiko rendah
4. Menyerahkan laporan akhir setelah Penelitian berakhir
5. Melaporkan penyimpangan dari protocol yang disetujui (protocol deviation/violation)





# KUESIONER PENELITIAN PENGARUH KONSENTRASI TIMBAL (Pb) DALAM DARAH IBU HAMIL TERHADAP KEJADIAN BBLR DI KOTA MAKASSAR

## Lampiran Dokumentasi



*Informed Consent* dan wawancara responden



Pengambilan sampel darah oleh staf laboratorium puskesmas

Sampel darah yang siap dibawa ke laboratorium

