

DAFTAR PUSTAKA

- Amminger, G. P., Schäfer, M. R., Papageorgiou, K., Klier, C. M., Cotton, S. M., Harrigan, S. M., Mackinnon, A., McGorry, P. D., & Berger, G. E. (n.d.). *Long-Chain-3 Fatty Acids for Indicated Prevention of Psychotic Disorders A Randomized, Placebo-Controlled Trial*.
- Aryutova, K., & Stoyanov, D. (2021). Pharmacomagnetic resonance as a tool for monitoring the medication-related effects in the brain may provide potential biomarkers for psychotic disorders. *International Journal of Molecular Sciences*, 22(17). <https://doi.org/10.3390/ijms22179309>
- Bozzatello, P., Brignolo, E., De Grandi, E., & Bellino, S. (2016). Supplementation with omega-3 fatty acids in psychiatric disorders: A review of literature data. In *Journal of Clinical Medicine* (Vol. 5, Issue 8). MDPI. <https://doi.org/10.3390/jcm5080067>
- Comer, A. L., Carrier, M., Tremblay, M. È., & Cruz-Martín, A. (2020). The Inflamed Brain in Schizophrenia: The Convergence of Genetic and Environmental Risk Factors That Lead to Uncontrolled Neuroinflammation. *Frontiers in Cellular Neuroscience*, 14(August). <https://doi.org/10.3389/fncel.2020.00274>
- damas1989. (n.d.).
- Dawidowski, B., Górniak, A., Podwalski, P., Lebiecka, Z., Misiak, B., & Samochovec, J. (2021). The role of cytokines in the pathogenesis of schizophrenia. *Journal of Clinical Medicine*, 10(17). <https://doi.org/10.3390/jcm10173849>
- Dickson, H., Hedges, E. P., Ma, S. Y., Cullen, A. E., Maccabe, J. H., Kempton, M. J., Downs, J., & Laurens, K. R. (2020). Academic achievement and schizophrenia: A systematic meta-analysis. In *Psychological Medicine* (Vol. 50, Issue 12, pp. 1949–1965). Cambridge University Press. <https://doi.org/10.1017/S0033291720002354>
- El-Sayed El-Sisi, A., Sokkar, S. S., El-Sayed El-Sayad, M., Sayed Ramadan, E., & Osman, E. Y. (2016). Celecoxib and omega-3 fatty acids alone and in combination with risperidone affect the behavior and brain biochemistry in amphetamine-induced model of schizophrenia. *Biomedicine & Pharmacotherapy*, 82, 425–431. <https://doi.org/10.1016/j.biopha.2016.05.024>
- Erbagcica, A. B., Herken, H., Köylüoğlu, O., Yılmaz, N., & Tarakçıoğlu, M. (2001). Serum IL-1 β , sIL-2R, IL-6, IL-8 and TNF- α in

- schizophrenic patients, relation with symptomatology and responsiveness to risperidone treatment. *Mediators of Inflammation*, 10(3), 109–115.
<https://doi.org/10.1080/09629350120072761>
- Fang, M. sheng, Li, X., Qian, H., Zeng, K., Ye, M., Zhou, Y. jie, Li, H., Wang, X. chuan, & Li, Y. (2017). ω -3PUFAs prevent MK-801-induced cognitive impairment in schizophrenic rats via the CREB/BDNF/TrkB pathway. *Journal of Huazhong University of Science and Technology - Medical Science*, 37(4), 491–495.
<https://doi.org/10.1007/s11596-017-1762-4>
- Goldsmith, D. R., Haroon, E., Miller, A. H., Addington, J., Bearden, C., Cadenhead, K., Cannon, T., Cornblatt, B., Mathalon, D., McGlashan, T., Seidman, L., Tsuang, M., Woods, S. W., Walker, E. F., & Perkins, D. O. (2019). Association of baseline inflammatory markers and the development of negative symptoms in individuals at clinical high risk for psychosis. *Brain, Behavior, and Immunity*, 76, 268–274.
<https://doi.org/10.1016/j.bbi.2018.11.315>
- Goldsmith, D. R., Haroon, E., Miller, A. H., Strauss, G. P., Buckley, P. F., & Miller, B. J. (2018). TNF- α and IL-6 are associated with the deficit syndrome and negative symptoms in patients with chronic schizophrenia. *Schizophrenia Research*, 199, 281–284.
<https://doi.org/10.1016/j.schres.2018.02.048>
- Grover, S., & Sharma, S. (2021). To compare usefulness of rapid antigen test with nucleic amplification tests for diagnosis of Covid-19 infection in pregnant women. *International Archives of Integrated Medicine*, 8(6), 35–39.
- Gustavsson, A., Svensson, M., Jacobi, F., Allgulander, C., Alonso, J., Beghi, E., Dodel, R., Ekman, M., Faravelli, C., Fratiglioni, L., Gannon, B., Jones, D. H., Jenum, P., Jordanova, A., Jönsson, L., Karampampa, K., Knapp, M., Kobelt, G., Kurth, T., ... Olesen, J. (2011). Cost of disorders of the brain in Europe 2010. *European Neuropsychopharmacology*, 21(10), 718–779.
<https://doi.org/10.1016/J.EURONEURO.2011.08.008>
- Hong, J., & Bang, M. (2020). Anti-inflammatory Strategies for Schizophrenia: A review of evidence for therapeutic applications and drug repurposing. *Clinical Psychopharmacology and Neuroscience*, 18(1), 10–24.
<https://doi.org/10.9758/CPN.2020.18.1.10>
- Inoubli, O., Jemli, A., Fredj, S. ben, Mechri, A., Gaha, L., & Jrad, B. B.

- H. (2018). Haplotypes of TNF α / β genes associated with sex-specific paranoid schizophrenic risk in tunisian population. *Disease Markers*, 2018. <https://doi.org/10.1155/2018/3502564>
- Jamilian, H., Solhi, H., & Jamilian, M. (2014a). Randomized, placebo-controlled clinical trial of omega-3 as supplemental treatment in schizophrenia. *Global Journal of Health Science*, 6(7), 103–108. <https://doi.org/10.5539/gjhs.v6n7p103>
- Jamilian, H., Solhi, H., & Jamilian, M. (2014b). Randomized, placebo-controlled clinical trial of omega-3 as supplemental treatment in schizophrenia. *Global Journal of Health Science*, 6(7), 103–108. <https://doi.org/10.5539/gjhs.v6n7p103>
- Jang, D. I., Lee, A. H., Shin, H. Y., Song, H. R., Park, J. H., Kang, T. B., Lee, S. R., & Yang, S. H. (2021). The role of tumor necrosis factor alpha (Tnf- α) in autoimmune disease and current tnf- α inhibitors in therapeutics. In *International Journal of Molecular Sciences* (Vol. 22, Issue 5, pp. 1–16). MDPI AG. <https://doi.org/10.3390/ijms22052719>
- Kahn, R. S., Sommer, I. E., Murray, R. M., Meyer-Lindenberg, A., Weinberger, D. R., Cannon, T. D., O'Donovan, M., Correll, C. U., Kane, J. M., Van Os, J., & Insel, T. R. (2015). Schizophrenia. *Nature Reviews Disease Primers*, 1(November). <https://doi.org/10.1038/nrdp.2015.67>
- Kay, S. R., Fiszbeln, A., & Qpjer, L. A. (1967). *The Positive and Negative Syndrome Scale (PANSS) for Schizophrenia* (Vol. 13, Issue 2). <https://academic.oup.com/schizophreniabulletin/article/13/2/261/1919795>
- Keller, W. R., Kum, L. M., Wehring, H. J., Koola, M. M., Buchanan, R. W., & Kelly, D. L. (2013). A review of anti-inflammatory agents for symptoms of schizophrenia. In *Journal of Psychopharmacology* (Vol. 27, Issue 4, pp. 337–342). <https://doi.org/10.1177/0269881112467089>
- Khandaker, G. M., Cousins, L., Deakin, J., Lennox, B. R., Yolken, R., & Jones, P. B. (2015). Inflammation and immunity in schizophrenia: Implications for pathophysiology and treatment. *The Lancet Psychiatry*, 2(3), 258–270. [https://doi.org/10.1016/S2215-0366\(14\)00122-9](https://doi.org/10.1016/S2215-0366(14)00122-9)
- Kim, S. W., Lee, B. J., Kim, J. J., Yu, J. C., Lee, K. Y., Won, S. H., Lee, S. H., Kim, S. H., Kang, S. H., & Chung, Y. C. (2017). Design and methodology of the Korean early psychosis cohort study.

- Psychiatry Investigation*, 14(1), 93–99.
<https://doi.org/10.4306/pi.2017.14.1.93>
- Kim, Y. K., Myint, A. M., Verkerk, R., Scharpe, S., Steinbusch, H., & Leonard, B. (2009). Cytokine changes and tryptophan metabolites in medication-naïve and medication-free schizophrenic patients. *Neuropsychobiology*, 59(2), 123–129.
<https://doi.org/10.1159/000213565>
- Kinney, D. K., Teixeira, P., Hsu, D., Napoleon, S. C., Crowley, D. J., Miller, A., Hyman, W., & Huang, E. (2009). Relation of Schizophrenia prevalence to latitude, climate, fish consumption, infant mortality, and skin color: A role for prenatal vitamin D deficiency and infections? In *Schizophrenia Bulletin* (Vol. 35, Issue 3, pp. 582–595). <https://doi.org/10.1093/schbul/sbp023>
- Kronfol, Z. (Ed.). (2003). *Cytokines and Mental Health* (Vol. 7). Springer US. <https://doi.org/10.1007/978-1-4615-0323-1>
- Lee, E. E., Hong, S., Martin, A. S., Eyler, L. T., & Jeste, D. v. (2017). Inflammation in Schizophrenia: Cytokine Levels and Their Relationships to Demographic and Clinical Variables. *American Journal of Geriatric Psychiatry*, 25(1), 50–61.
<https://doi.org/10.1016/j.jagp.2016.09.009>
- Leucht, S. (2014). Measurements of response, remission, and recovery in schizophrenia and examples for their clinical application. *Journal of Clinical Psychiatry*, 75(SUPPL. 1), 8–14.
<https://doi.org/10.4088/JCP.13049su1c.02>
- Leucht, S., Kane, J. M., Kissling, W., Hamann, J., Etschel, E., & Engel, R. R. (2005a). What does the PANSS mean? *Schizophrenia Research*, 79(2–3), 231–238.
<https://doi.org/10.1016/J.SCHRES.2005.04.008>
- Leucht, S., Kane, J. M., Kissling, W., Hamann, J., Etschel, E., & Engel, R. R. (2005b). What does the PANSS mean? *Schizophrenia Research*, 79(2–3), 231–238.
<https://doi.org/10.1016/j.schres.2005.04.008>
- Li, R., Ma, X., Wang, G., Yang, J., & Wang, C. (2016). Why sex differences in schizophrenia? HHS Public Access. In *J Transl Neurosci (Beijing)* (Vol. 1, Issue 1).
- Lichtenstein, P., Yip, B. H., Björk, C., Pawitan, Y., Cannon, T. D., Sullivan, P. F., & Hultman, C. M. (2009). Common genetic determinants of schizophrenia and bipolar disorder in Swedish families: a population-based study. *The Lancet*, 373(9659), 234–239. [https://doi.org/10.1016/S0140-6736\(09\)60072-6](https://doi.org/10.1016/S0140-6736(09)60072-6)

- Lin, C., Chen, K., Yu, J., Feng, W., Fu, W., Yang, F., Zhang, X., & Chen, D. (2021). Relationship between TNF- α levels and psychiatric symptoms in first-episode drug-naïve patients with schizophrenia before and after risperidone treatment and in chronic patients. *BMC Psychiatry*, 21(1). <https://doi.org/10.1186/s12888-021-03569-5>
- Liu, N. H., Daumit, G. L., Dua, T., Aquila, R., Charlson, F., Cuijpers, P., Druss, B., Dudek, K., Freeman, M., Fujii, C., Gaebel, W., Hegerl, U., Levav, I., Munk Laursen, T., Ma, H., Maj, M., Elena Medina-Mora, M., Nordentoft, M., Prabhakaran, D., ... Saxena, S. (2017). Excess mortality in persons with severe mental disorders: a multilevel intervention framework and priorities for clinical practice, policy and research agendas. *World Psychiatry*, 16(1), 30–40. <https://doi.org/10.1002/wps.20384>
- Luo, X., Zhang, Z., Zheng, Z., Qian Ye, M., Wang, J., Wu, Q., & Huang, G. (2022). Art therapy as an adjuvant treatment for schizophrenia. *Medicine*, 101.
- Luo, Y., He, H., Zhang, J., Ou, Y., & Fan, N. (2019). Changes in serum TNF- α , IL-18, and IL-6 concentrations in patients with chronic schizophrenia at admission and at discharge. *Comprehensive Psychiatry*, 90, 82–87. <https://doi.org/10.1016/j.comppsy.2019.01.003>
- Lv, M. H., Tan, Y. L., Yan, S. X., Tian, L., Chen, D. C., Tan, S. P., Wang, Z. R., de Yang, F., Yoon, J. H., Zunta-Soares, G. B., Soares, J. C., & Zhang, X. Y. (2015). Decreased serum TNF-alpha levels in chronic schizophrenia patients on long-term antipsychotics: Correlation with psychopathology and cognition. *Psychopharmacology*, 232(1), 165–172. <https://doi.org/10.1007/s00213-014-3650-y>
- Lv, M. H., Tan, Y. L., Yan, S. X., Tian, L., Chen, D. C., Tan, S. P., Wang, Z. R., De Yang, F., Yoon, J. H., Zunta-Soares, G. B., Soares, J. C., & Zhang, X. Y. (2015). Decreased serum TNF-alpha levels in chronic schizophrenia patients on long-term antipsychotics: Correlation with psychopathology and cognition. *Psychopharmacology*, 232(1), 165–172. <https://doi.org/10.1007/s00213-014-3650-y>
- Ma, K., Zhang, H., & Baloch, Z. (2016). Pathogenetic and therapeutic applications of tumor necrosis factor- α (TNF- α) in major depressive disorder: A systematic review. In *International Journal of Molecular Sciences* (Vol. 17, Issue 5). MDPI AG.

<https://doi.org/10.3390/ijms17050733>

- Mazza, M., Marano, G., Traversi, G., Mazza, S., & Janiri, L. (2019). Neurobiological meaning of omega-3 fatty acids and their potential role in the treatment of schizophrenia. In *Omega Fatty Acids in Brain and Neurological Health* (pp. 275–294). Elsevier. <https://doi.org/10.1016/B978-0-12-815238-6.00018-3>
- Messamore, E., & McNamara, R. K. (2016). Detection and treatment of omega-3 fatty acid deficiency in psychiatric practice: Rationale and implementation. In *Lipids in Health and Disease* (Vol. 15, Issue 1). BioMed Central Ltd. <https://doi.org/10.1186/s12944-016-0196-5>
- Miller, B. J., Buckley, P., Seabolt, W., Mellor, A., & Kirkpatrick, B. (2011). Meta-analysis of cytokine alterations in schizophrenia: Clinical status and antipsychotic effects. *Biological Psychiatry*, 70(7), 663–671. <https://doi.org/10.1016/j.biopsych.2011.04.013>
- Monji, A., Kato, T., & Kanba, S. (2009). Cytokines and schizophrenia: Microglia hypothesis of schizophrenia. *Psychiatry and Clinical Neurosciences*, 63(3), 257–265. <https://doi.org/10.1111/j.1440-1819.2009.01945.x>
- Na, K. S., Jung, H. Y., & Kim, Y. K. (2014). The role of pro-inflammatory cytokines in the neuroinflammation and neurogenesis of schizophrenia. *Progress in Neuro-Psychopharmacology and Biological Psychiatry*, 48, 277–286. <https://doi.org/10.1016/J.PNPBP.2012.10.022>
- Ohara, K. (2007). The n-3 polyunsaturated fatty acid/dopamine hypothesis of schizophrenia. *Progress in Neuro-Psychopharmacology and Biological Psychiatry*, 31(2), 469–474. <https://doi.org/10.1016/J.PNPBP.2006.11.013>
- Organization, W. Health. (2001). *World Health Report 2001: Mental Health: New Understanding, New Hope*. World Health Organization.
- Patel, K. R., Cherian, J., Gohil, K., & Atkinson, D. (2014). Schizophrenia: Overview and treatment options. *P and T*, 39(9), 638–645.
- Paul-Samojedny, M., Owczarek, A., Kowalczyk, M., Suchanek, R., Palacz, M., Kucia, K., Fila-Daniłow, A., Borkowska, P., & Kowalski, J. (2013). Association of Interleukin 2 (IL-2), Interleukin 6 (IL-6), and TNF-alpha (TNFa) Gene Polymorphisms With Paranoid Schizophrenia in a Polish Population. In *The Journal of Neuropsychiatry and Clinical Neurosciences* (Vol. 25). <http://neuro.psychiatryonline.org>

- Raffa, M., Atig, F., Mhalla, A., Kerkeni, A., & Mechri, A. (2011). Decreased glutathione levels and impaired antioxidant enzyme activities in drug-naive first-episode schizophrenic patients. *BMC Psychiatry*, *11*. <https://doi.org/10.1186/1471-244X-11-124>
- Samele, C., Patel, M., Boydell, J., Leese, M., Wessely, S., & Murray, R. (2007). Physical illness and lifestyle risk factors in people with their first presentation of psychosis. *Social Psychiatry and Psychiatric Epidemiology*, *42*(2), 117–124. <https://doi.org/10.1007/s00127-006-0135-2>
- Saperstein, A. M., Fiszdon, J. M., & Bell, M. D. (2011). Intrinsic motivation as a predictor of work outcome after vocational rehabilitation in schizophrenia. *Journal of Nervous and Mental Disease*, *199*(9), 672–677. <https://doi.org/10.1097/NMD.0b013e318229d0eb>
- Scherr, R., Chellino, M., Ayers, L., Scholl, T., Youlton, A., & Zidenberg-Cherr, S. (2016). *Nutrition and Health Info Sheet: Omega-3 Fatty Acids For Health Professionals*. <https://pixabay.com/en/salmon-dish-food-meal-fish-518032/>
- Subramaniam, M., Lam, M., Guo, M. E., He, V. Y. F., Lee, J., Verma, S., & Chong, S. A. (2014). Body mass index, obesity, and psychopathology in patients with schizophrenia. *Journal of Clinical Psychopharmacology*, *34*(1), 40–46. <https://doi.org/10.1097/JCP.0000000000000058>
- Suchanek-Raif, R., Raif, P., Kowalczyk, M., Paul-Samojedny, M., Kucia, K., Merk, W., & Kowalski, J. (2018). Promoter Polymorphisms of TNF- α Gene as a Risk Factor for Schizophrenia. *Archives of Medical Research*, *49*(4), 248–254. <https://doi.org/10.1016/J.ARCMED.2018.09.007>
- Sugai, T., Suzuki, Y., Yamazaki, M., Shimoda, K., Mori, T., Ozeki, Y., Matsuda, H., Sugawara, N., Yasui-Furukori, N., Minami, Y., Okamoto, K., Sagae, T., & Someya, T. (2016). High prevalence of obesity, hypertension, hyperlipidemia, and diabetes mellitus in Japanese outpatients with schizophrenia: A nationwide survey. *PLoS ONE*, *11*(11). <https://doi.org/10.1371/journal.pone.0166429>
- Tanra, A. J., Sameggu, A. A., Renaldi, R., Bahar, B., Syamsuddin, S., Ilyas, M., & Lisal, S. T. (2021). The Effectiveness of Chlorpromazine to Decrease the Level of Tumor Necrosis Factor-Alpha Serum in Schizophrenic Patients with Coronavirus Disease 2019. *Open Access Macedonian Journal of Medical Sciences*, *9*, 1606–1616. <https://doi.org/10.3889/oamjms.2021.7702>

- Vallée, A. (2022). Neuroinflammation in Schizophrenia: The Key Role of the WNT/ β -Catenin Pathway. *International Journal of Molecular Sciences*, 23(5). <https://doi.org/10.3390/ijms23052810>
- Veerman, S. R. T., Schulte, P. F. J., & De Haan, L. (2014). The glutamate hypothesis: A pathogenic pathway from which pharmacological interventions have emerged. *Pharmacopsychiatry*, 47(4–5), 121–130. <https://doi.org/10.1055/s-0034-1383657>
- Zhu, S., Zhao, L., Fan, Y., Lv, Q., Wu, K., Lang, X., Li, Z., Yi, Z., & Geng, D. (2020). Interaction between TNF- α and oxidative stress status in first-episode drug-naïve schizophrenia. *Psychoneuroendocrinology*, 114. <https://doi.org/10.1016/j.psyneuen.2020.104595>

LAMPIRAN

Lampiran 1 : INSTRUMEN PANSS

THE POSITIVE AND NEGATIVE SYNDROME SCALE (PANSS)

Nama :

Umur :

Gejala Positif (P)

Gejala	1	2	3	4	5	6	7
P1. Waham							
P2. Kekacauan proses pikir							
P3. Halusinasi							
P4. Gaduh gelisah							
P5. Waham kebesaran							
P6. Kecurigaan atau kejaran							
P7. Permusuhan							

Gejala Negatif (N)

Gejala	1	2	3	4	5	6	7
N1. Afek tumpul							
N2. Penarikan emosi							
N3. Kemiskinan <i>rapport</i>							
N4. Penarikan diri							
N5. Pemikiran abstrak							
N6. Spontanitas dan arus percakapan							
N7. Pemikiran streatipik							

Skala Psikopatologi Umum (G)

Gejala	1	2	3	4	5	6	7
G1. Kekhawatiran somatik							
G2. Ansietas							
G3. Rasa bersalah							
G4. Ketegangan							
G5. Manerisme dan sikap tubuh							
G6. Depresi							
G7. Retardasi motorik							
G8. Ketidakkoooperatipan							
G9. Isi pikiran yang tidak biasa							
G10. Disorientasi							
G11. Perhatian buruk							

G12. Kurangnya daya nilai dan tilikan							
G13. Gangguan dorongan kehendak							
G14. Pengendalian impuls yg buruk							
G15. Preokupasi							
G16. Penghindaran sosial secara aktif							

Keterangan :

Nilai 1 :	Tidak ada gejala
Nilai 2 :	Gejala minimal, gejalanya masih diragukan keberadaannya, atau masih cenderung tampak normal.
Nilai 3 :	Gejala ringan, keberadaan gejala yang jelas, tetapi tidak terlalu berpengaruh pada fungsi keseharian.
Nilai 4 :	Gejala sedang, adanya gejala yang menimbulkan masalah serius sehingga kadang-kadang cukup mengganggu aktivitas keseharian.
Nilai 5 :	Gejala agak berat, manifestasi gejala bermakna yang mempengaruhi fungsi seseorang, tetapi tidak keseluruhan hidup, dan masih dapat diatasi.
Nilai 6 :	Gejala berat, psikopatologi yang berat dan frekuensinya sering, sangat mengganggu kehidupan seseorang dan selalu membutuhkan pengawasan langsung.
Nilai 7 :	Gejala sangat berat, merujuk pada psikopatologi dengan level serius sangat mempengaruhi hampir seluruh fungsi kehidupan sehingga membutuhkan pengawasan ketat.

Lampiran 2 : REKOMENDASI PERTETUJUAN ETIK UNHAS



KEMENTERIAN PENDIDIKAN, KEBUDAYAAN, RISET DAN TEKNOLOGI
UNIVERSITAS HASANUDDIN FAKULTAS KEDOKTERAN
KOMITE ETIK PENELITIAN UNIVERSITAS HASANUDDIN
RSPTN UNIVERSITAS HASANUDDIN
RSUP Dr. WAHIDIN SUDIROHUSODO MAKASSAR
Sekretariat : Lantai 2 Gedung Laboratorium Terpadu
II. PERINTIS KEMERDEKAAN KAMPUS TAMALANREFA KM.10 MAKASSAR 90245



Contact Person: dr. Agussalim Bukhari, MMed, PhD, SpGK TELP. 081241850858, 0411 5780103, Fax : 0411-581431

REKOMENDASI PERSETUJUAN ETIK

Nomor : 144/UN4.6.4.5.31/ PP36/ 2023

Tanggal: 28 Februari 2023


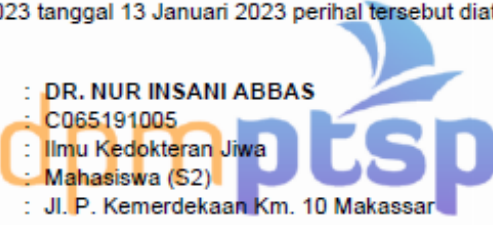

Dengan ini Menyatakan bahwa Protokol dan Dokumen yang Berhubungan Dengan Protokol berikut ini telah mendapatkan Persetujuan Etik :

No Protokol	UH23010061		No Sponsor	
Peneliti Utama	dr. Nur Insani Abbas		Sponsor	
Judul Peneliti	Pengaruh Pemberian Terapi Adjuvan Omega-3 Terhadap Perbaikan Gejala Klinis Dan Kadar Tumor Necrosis Factor Alpha (TNF-Alpha) Serum Pasien Skizofrenia yang Mendapat Terapi Risperidon			
No Versi Protokol	2	Tanggal Versi	20 Februari 2023	
No Versi PSP	2	Tanggal Versi	20 Februari 2023	
Tempat Penelitian	Rumah Sakit Khusus Daerah Dadi Provinsi Sulawesi Selatan.			
Jenis Review	<input type="checkbox"/> Exempted <input type="checkbox"/> Expedited <input checked="" type="checkbox"/> Fullboard Tanggal 15 Februari 2023		Masa Berlaku	Frekuensi review lanjutan
			28 Februari 2023 sampai 28 Februari 2024	
Ketua KEP Universitas Hasanuddin	Nama	Prof.Dr.dr. Suryani As'ad, M.Sc.,Sp.GK (K)		Tanda tangan
Sekretaris KEP Universitas Hasanuddin	Nama	dr. Agussalim Bukhari, M.Med.,Ph.D.,Sp.GK (K)		Tanda tangan

Kewajiban Peneliti Utama:

- Menyerahkan Amandemen Protokol untuk persetujuan sebelum di implementasikan
- Menyerahkan Laporan SAE ke Komisi Etik dalam 24 Jam dan dilengkapi dalam 7 hari dan Lapo SUSAR dalam 72 Jam setelah Peneliti Utama menerima laporan
- Menyerahkan Laporan Kemajuan (progress report) setiap 6 bulan untuk penelitian resiko tinggi dan setiap setahun untuk penelitian resiko rendah
- Menyerahkan laporan akhir setelah Penelitian berakhir
- Melaporkan penyimpangan dari prokol yang disetujui (protocol deviation / violation)
- Mematuhi semua peraturan yang ditentukan

Lampiran 3 : REKOMENDASI PERTETUJUAN ETIK RSKD DADI

 PEMERINTAH PROVINSI SULAWESI SELATAN DINAS PENANAMAN MODAL DAN PELAYANAN TERPADU SATU PINTU Jl. Bougenville No.5 Telp. (0411) 441077 Fax. (0411) 448938 Website : http://simap-new.sulselprov.go.id Email : ptsp@sulselprov.go.id Makassar 90231		
Nomor	: 14261/S.01/PTSP/2023	Kepada Yth.
Lampiran	: -	Direktur Rumah Sakit Khusus Daerah DADI Prov. Sulsel
Perihal	: <u>Izin penelitian</u>	
di- Tempat		
Berdasarkan surat Ketua Program Studi Ilmu Kedokteran Jiwa UNHAS Makassar Nomor : 1502/UN4.6.8/PT.01.04/2023 tanggal 13 Januari 2023 perihal tersebut diatas, mahasiswa/peneliti dibawah ini:		
N a m a	: DR. NUR INSANI ABBAS	
Nomor Pokok	: C065191005	
Program Studi	: Ilmu Kedokteran Jiwa	
Pekerjaan/Lembaga	: Mahasiswa (S2)	
Alamat	: Jl. P. Kemerdekaan Km. 10 Makassar	
PROVINSI SULAWESI SELATAN		
Bermaksud untuk melakukan penelitian di daerah/kantor saudara dalam rangka menyusun Tesis, dengan judul :		
" PENGARUH PEMBERIAN TERAPI ADJUVAN OMEGA-3 TERHADAP PERBAIKAN GEJALA KLINIS DAN KADAR TUMOR NECROSIS FACTOR ALPHA (TNF-ALPHA) SERUM PASIEN SKIZOFRENI "		
Yang akan dilaksanakan dari : Tgl. <i>01 Februari s/d 31 Maret 2023</i>		
Sehubungan dengan hal tersebut diatas, pada prinsipnya kami <i>menyetujui</i> kegiatan dimaksud dengan ketentuan yang tertera di belakang surat izin penelitian.		
Demikian Surat Keterangan ini diberikan agar dipergunakan sebagaimana mestinya.		
Diterbitkan di Makassar Pada Tanggal 26 Januari 2023		
A.n. GUBERNUR SULAWESI SELATAN KEPALA DINAS PENANAMAN MODAL DAN PELAYANAN TERPADU SATU PINTU PROVINSI SULAWESI SELATAN		
		
Ir. H. SULKAF S LATIEF, M.M. Pangkat : PEMBINA UTAMA MADYA Nip : 19630424 198903 1 010		
Tembusan Yth		
1. Ketua Program Studi Ilmu Kedokteran Jiwa UNHAS Makassar di Makassar;		
2. <i>Pertinggal.</i>		

Lampiran 4 Dokumentasi Penelitian

