

## DAFTAR PUSTAKA

- Burbank MB, Weaver TJ, Williams BC and Crawford RL. 2012. *Urease Activity of Ureolytic Bacteria Isolated from Six Soils in which Calcite was Precipitated by Indigenous Bacteria*. Geomicrobiology Journal 29: 389–395.
- Cheshomi, A, dan Mansouri, S, 2019. *Study The Grain Size And Infiltration Method Effects For Sand Soil Improvement Using The Microbial Method*. Geomicrobiology Journal.
- Chou, C, Seagren, E, Aydilek, A, dan Lai, M, 2011. *Biocalcification Of Sand Through Ureolysis*. Journal of Geotechnical and Geoenvironmental Engineering, vol. 137, no. 12, pp. 1179-1189.
- Chu, J, Ivanov, V, He, J, dan Stabnikov, V, 2012. *Use Of Microbial Technology In Geotechnical Engineering*. Second International Conference on Geotechnique, Construction Materials and Environment.
- Damanhuri, E., 2008. *Diktat Landfilling Limbah*. ITB
- DeJong, JT, Fritzges, MB, dan Nüsslein, K, 2006. *Microbially Induced Cementation to Control Sand Response to Undrained Shear*. ASCE.
- DeJong JT, Mortensen BM, Martinez BC, dan Nelson DC, 2010. *Bio-mediated Soil Improvement*. Ecological Engineering. Vol. 36, no. 2, pp. 197-210.
- DeJong, JT, dan Kavazanjian, E, 2019. *Bio-Mediated and Bio-Inspired Geotechnics*. In : Lu, N., Mitchell, J.K., editors. Geotechnical Fundamentals for Addressing New World Challenges. Cham : Springer, p193-207.
- Deng, W, dan Wang, Y, 2018. *Investigating the Factors Affecting the Properties of Coral Sand Treated with Microbially Induced Calcite Precipitation*. Hindawi, Advances in Civil Engineering. Article ID 9590653, 6 page.
- Djide, MN, dan Sartini, 2016. *Dasar-dasar Mikrobiologi Farmasi*. Lembaga Penerbitan Unhas. Makassar.

- Gajo, A, Maines, M, 2007. *Mechanical Effects Of Aqueous Solutions Of Inorganic Acids And Bases On A Natural Active Clay*. *Geotechnique* 57 (8), 687-699.
- Gat, D, Tsesarsky, M, Shamir, D, dan Ronen, Z, 2014. *Accelerated Microbial-Induced CaCO<sub>3</sub> Precipitation In A Defined Coculture Of Ureolytic And Non-Ureolytic Bacteria*. *Biogeosciences*, 11, 2561–2569.
- Hadioetomo, RS, 1990. *Mikrobiologi Dasar dalam Praktek: Teknik dan Prosedur Dasar Laboratorium*. Edisi ke-2. Gramedia. Jakarta.
- Hardiyatmo, HC, 2018. *Mekanika Tanah 1*. Cetakan Kedua, Edisi ke-7. Gadjah Mada University Press. UGM.
- Hariato, T, 2018. *Design Of Multi Layer Landfill Cover System*. UPT Unhas Press.
- Hariato, T, Hayashi, S, Du, YJ, dan Suetsugu, D, 2008. *Experimental Investigation On Strength And Mechanical Behavior Of Compacted Soil-Fiber Mixtures*. Proceedings of the 4<sup>th</sup> Asian Regional Conference on Geosynthetics. Shanghai, China.
- Hariato, T, Hayashi, S, Du, YJ, dan Suetsugu, D, 2008. *Effects of Fiber Additives on the Desiccation Crack Behavior of the Compacted Akaboku Soil as A Material for Landfill Cover Barrier*. Springer.
- Hariato, T, Hamzah, S, Nur, SH, Abdurrahman, MA, Latief, RU, Fadliah, I, dan Walenna, A, 2013. *Biogrouting Stabilization On Marine Sandy Clay Soil*. Proceedings of the 7<sup>th</sup> International Conference on Asian and Pacific Coasts. (APAC) Bali, Indonesia.
- Harkes, MP, van Paassen, LA, Booster, JL, Whiffin, VS, dan van Loosdrecht, MCM, 2010. *Fixation And Distribution Of Bacterial Activity In Sand To Induce Carbonate Precipitation For Ground Reinforcement*. *Ecological Engineering*.
- Hasriana, L Samang, Djide N, Harianto T, 2018. *Bearing Capacity Improvement Of Soft Soil Subgrade Layer With Bio Stabilized Bacillus Subtilis*. MATEC Web of Conferences 181.
- Hataf, N, dan Baharifard, A, 2019. *Reducing Soil Permeability Using Microbial Induced Carbonate Precipitation (MICP) Method: A Case Study of Shiraz Landfill Soil*. *Geomicrobiology Journal*.

- Kaur-Mikk Pehme, Kaja Orupõld, Valdo Kuusemets, Ottar Tamm, Yahya Jani, Toomas Tamm, and Mait Kriipsalu, 2020. *Field Study on the Efficiency of a Methane Degradation Layer Composed of Fine Fraction Soil from Landfill Mining*. <https://10.3390/su12156209>, sustainability, 2020.
- Linda, TM, Mufidah Dwi Suci Ningsih, MDS, Fibriarti, BL, Andini, S, dan Futra, D, 2022. *Aktivitas Urease dan Pembentukan Kalsium Karbonat oleh Bakteri Ureolitik*. LenteraBio, Volume 11, Nomor 1: 139-143. <https://journal.unesa.ac.id/index.php/lenterabio/index>.
- Lisdiyanti, P, 2012. *Biogrouting : Pemanfaatan Mikroba Laut Pengendap Karbonat Dalam Penanganan Erosi Pantai*. Bogor.
- Lisdiyanti, P, Suyanto, E, Ratnakomala, S, Fahrurrozi, Sari, MN, dan Gusmawati, NF, 2011. *Bacterial Carbonate Precipitation For Biogrouting*. Proceedings National Symposium on Ecohydrology. Jakarta.
- Montoya, BM, dan DeJong, JT, 2015. *Stress-Strain Behavior of Sands Cemented by Microbially Induced Calcite Precipitation*. ASCE.
- Mountassir, GEI, Minto, JM, van Paassen, LA, Salifu, E, dan Lunn, RJ, 2018. *Applications of Microbial Processes in Geotechnical Engineering*. Advances in Applied Microbiology. Elsevier.
- Nakano, MM, dan Zuber, P, 1998. *Anaerobic Growth Of A "Strict Aerobe" (Bacillus Subtilis)*. Annu. Rev. Microbiol. 52:165–90.
- Nathanail, CP, dan Bardos, RP, 2004. *Reclamation of Contaminated Land*. John Wiley & Sons Ltd., Chichester, West Sussex, England, 238 p.
- Ningsih, MDS, Linda, TM, dan Fibriarti, BL, 2017. *Isolasi dan Keragaman Bakteri Ureolitik Lokal Riau yang Berpotensi Sebagai Campuran Beton*. AL-KAUNIYAH: Journal of Biology. Permalink/DOI: <http://dx.doi.org/10.15408/kauniyah.v11i1.5737>.
- Novanti, R, dan Zulaika, E, 2018. *Pola Pertumbuhan Bakteri Ureolitik pada Medium Calcium Carbonat Precipitation (CCP)*. JURNAL SAINS DAN SENI ITS Vol. 7, No. 2.
- Nurdin, S, Samang, L, Patanduk, J, dan Harianto, T, 2016. *Performance of Soft Soil Stabilized by Fly Ash with Natural Fiber Reinforcement as Landfill Cover Layer*. International Journal of Innovative Research in Advanced Engineering (IJIRAE).

- Pelczar, MJ, and Chan, ECS, 1986. *Elements of Microbiology*. Universitas Indonesia, UI-Press, Jakarta.
- Peraturan Menteri Pekerjaan Umum Republik Indonesia Nomor 03/PRT/M/2013. *Penyelenggaraan Prasarana dan Sarana Persampahan Dalam Penanganan Sampah Rumah Tangga dan Sampah Sejenis Sampah Rumah Tangga*.
- Soon, Ng,W, Lee, LM, Khun, TC, dan Ling, HS, 2014. *Factors Affecting Improvement in Engineering Properties of Residual Soil through Microbial-Induced Calcite Precipitation*. ASCE.
- Sudhagar, S, Reddy, PVR, dan Nagalakshmi, G, 2017. *Influence Of Elevation In Structuring The Gut Bacterial Communities Of Apis Cerana Fab*. Journal of Entomology and Zoology Studies (JEZS).
- Sugiyono, 2019. *Metode Penelitian Pendidikan (Kuantitatif, Kualitatif, Kombinasi, R&D dan Penelitian Pendidikan)*. Edisi 2 Cetakan ke-1. Alfabeta.
- T. Thuy Minh Nguyen, Saeed Rabbanifar, Nicholas A. Brake, Qin Qian, Kyle Kibodeaux, Harold E. Crochet, Soheil Oruji, Remington Whitt, Joshua Farrow, Brandon Belaire, Paul Bernazzani, and Mien Jao, 2018. *Stabilization of Silty Clayey Dredged Material*, J. Mater. Civ. Eng., 30(9): 04018199, ASCE.
- Tortora, GJ, Bergen, Funke, BR, dan Case, CL, 2016. *Microbiology: An Introduction*. Books a la Carte Edition, 12<sup>th</sup> Edition. Pearson Inc.
- Undang-Undang Republik Indonesia Nomor 18 Tahun 2008. *Tentang Pengelolaan Sampah*.
- van Dijk, JM, dan Hecker, M, 2013. *Bacillus Subtilis: From Soil Bacterium To Supersecreting Cell Factory*. Microbial Cell Factories.
- van Paassen, L, 2009. *Biogrout: Ground Improvement By Microbially Induced Carbonate Precipitation*. PhD Dissertation thesis. Department of Geotechnology, Delft University of Technology. Netherlands.
- van Paassen, LA, Ghose, R, van der Linden, TJM, van der Star, WRL, dan van Loosdrecht, MCM, 2010. *Quantifying Biomediated Ground Improvement by Ureolysis: Large-Scale Biogrout Experiment*. ASCE.

- Wang, Y, Soga, K, DeJong, JT, dan Kabla, AJ, 2019. *Microscale Visualization of Microbial-Induced Calcium Carbonate Precipitation Processes*. ASCE.
- Wath, RB, dan Pusadkar, SS, 2016. *Soil Improvement Using Microbial: A Review*. Indian Geotechnical Conference (IGC).
- Whiffin, VS, van Paassen, LA, dan Harkes, MP, 2007. *Microbial Carbonate Precipitation as a Soil Improvement Technique*. Geomicrobiology Journal. 24 (5), 417 - 423.
- Wu, C, Jian Chu, J, Cheng, L, dan Wu, S, 2019. *Biogrouting of Aggregates Using Premixed Injection Method with or without pH Adjustment*. ASCE.
- Yu, ACS, Loo, JFC, Yu, S, Kong, SK, dan Chan, TF, 2014. *Monitoring Bacterial Growth Using Tunable Resistive Pulse Sensing With A Pore-Based Technique*. Springer.
- Zheng, Z, Li, Y, Zhang, X, Liu, P, Ren, J, Wu, G, Zhang, Y, Chen, Y, dan Li, X, 2015. *A Bacillus Subtilis Strain Can Reduce Hexavalent Chromium To Trivalent And An Nfra Gene Is Involved*. Elsevier.
-

# Lampiran

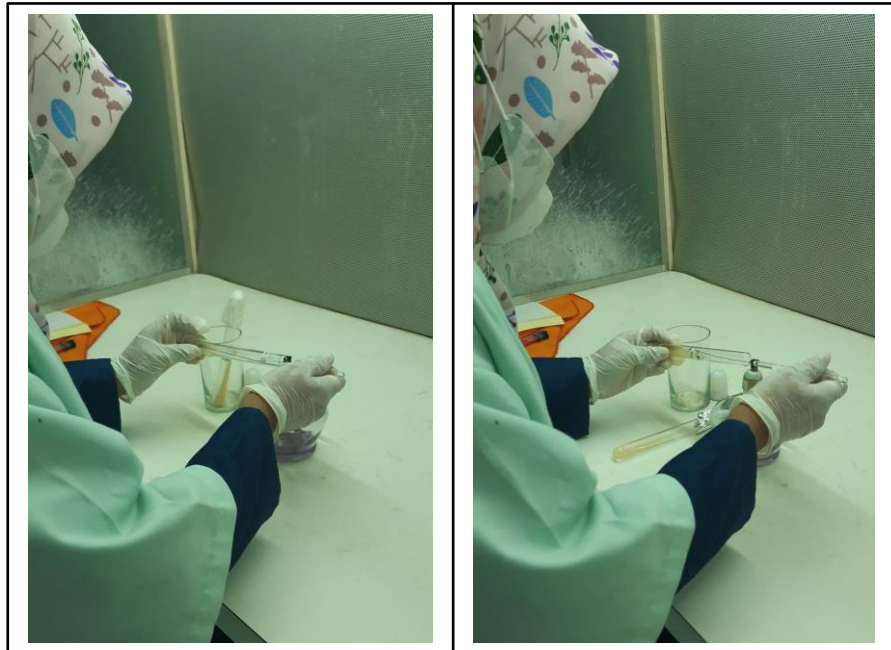
---

- 1. Tabel Periodik Unsur**
- 2. Foto dokumentasi kegiatan penelitian**

# Periodic Table of the Elements

1 1IA 1A	2 IIA 2A											13 IIIA 3A	14 IVA 4A	15 VA 5A	16 VIA 6A	17 VIIA 7A	18 VIIIA 8A
1 H Hydrogen 1.008																	2 He Helium 4.003
3 Li Lithium 6.941	4 Be Beryllium 9.012											5 B Boron 10.811	6 C Carbon 12.011	7 N Nitrogen 14.007	8 O Oxygen 15.999	9 F Fluorine 18.998	10 Ne Neon 20.180
11 Na Sodium 22.99	12 Mg Magnesium 24.305	3 IIIB 3B	4 IVB 4B	5 VB 5B	6 VIB 6B	7 VIIB 7B	8 VIII 8	9 VIII 8	10 VIII 8	11 IB 1B	12 IIB 2B	13 Al Aluminum 26.982	14 Si Silicon 28.086	15 P Phosphorus 30.974	16 S Sulfur 32.066	17 Cl Chlorine 35.453	18 Ar Argon 39.948
19 K Potassium 39.098	20 Ca Calcium 40.078	21 Sc Scandium 44.956	22 Ti Titanium 47.867	23 V Vanadium 50.942	24 Cr Chromium 51.996	25 Mn Manganese 54.938	26 Fe Iron 55.845	27 Co Cobalt 58.933	28 Ni Nickel 58.693	29 Cu Copper 63.546	30 Zn Zinc 65.38	31 Ga Gallium 69.723	32 Ge Germanium 72.631	33 As Arsenic 74.922	34 Se Selenium 78.971	35 Br Bromine 79.904	36 Kr Krypton 83.799
37 Rb Rubidium 85.468	38 Sr Strontium 87.62	39 Y Yttrium 88.906	40 Zr Zirconium 91.224	41 Nb Niobium 92.906	42 Mo Molybdenum 95.95	43 Tc Technetium 98.907	44 Ru Ruthenium 101.07	45 Rh Rhodium 102.906	46 Pd Palladium 106.42	47 Ag Silver 107.868	48 Cd Cadmium 112.414	49 In Indium 114.818	50 Sn Tin 118.711	51 Sb Antimony 121.760	52 Te Tellurium 127.6	53 I Iodine 126.904	54 Xe Xenon 131.294
55 Cs Cesium 132.905	56 Ba Barium 137.328	57-71	72 Hf Hafnium 178.49	73 Ta Tantalum 180.948	74 W Tungsten 183.84	75 Re Rhenium 186.207	76 Os Osmium 190.23	77 Ir Iridium 192.217	78 Pt Platinum 195.085	79 Au Gold 196.967	80 Hg Mercury 200.592	81 Tl Thallium 204.383	82 Pb Lead 207.2	83 Bi Bismuth 208.980	84 Po Polonium [208.982]	85 At Astatine 209.987	86 Rn Radon 222.018
87 Fr Francium 223.020	88 Ra Radium 226.025	89-103	104 Rf Rutherfordium [261]	105 Db Dubnium [262]	106 Sg Seaborgium [266]	107 Bh Bohrium [264]	108 Hs Hassium [269]	109 Mt Meitnerium [278]	110 Ds Darmstadtium [281]	111 Rg Roentgenium [280]	112 Cn Copernicium [285]	113 Nh Nihonium [286]	114 Fl Flerovium [289]	115 Mc Moscovium [286]	116 Lv Livermorium [293]	117 Ts Tennessine [294]	118 Og Oganesson [294]
Lanthanide Series	57 La Lanthanum 138.905	58 Ce Cerium 140.116	59 Pr Praseodymium 140.908	60 Nd Neodymium 144.243	61 Pm Promethium 144.913	62 Sm Samarium 150.36	63 Eu Europium 151.964	64 Gd Gadolinium 157.25	65 Tb Terbium 158.925	66 Dy Dysprosium 162.500	67 Ho Holmium 164.930	68 Er Erbium 167.259	69 Tm Thulium 168.934	70 Yb Ytterbium 173.055	71 Lu Lutetium 174.967		
Actinide Series	89 Ac Actinium 227.028	90 Th Thorium 232.038	91 Pa Protactinium 231.036	92 U Uranium 238.029	93 Np Neptunium 237.048	94 Pu Plutonium 244.064	95 Am Americium 243.061	96 Cm Curium 247.070	97 Bk Berkelium 247.070	98 Cf Californium 251.080	99 Es Einsteinium [254]	100 Fm Fermium 257.096	101 Md Mendelevium 258.1	102 No Nobelium 259.101	103 Lr Lawrencium [262]		
	Alkali Metal	Alkaline Earth	Transition Metal	Basic Metal	Semimetal	Nonmetal	Halogen	Noble Gas	Lanthanide	Actinide							

**FOTO DOKUMENTASI KEGIATAN INOKULASI BAKTERI  
DI LABORATORIUM MIKROBIOLOGI FARMASI  
DEPARTEMEN FARMASI UNHAS**





**FOTO DOKUMENTASI KEGIATAN PENELITIAN  
DI LABOTARORIUM MEKANIKA TANAH  
DEPARTEMEN TEKNIK SIPIL UNHAS**

**A. PENGUJIAN PROPERTIS TANAH SEDIMEN**



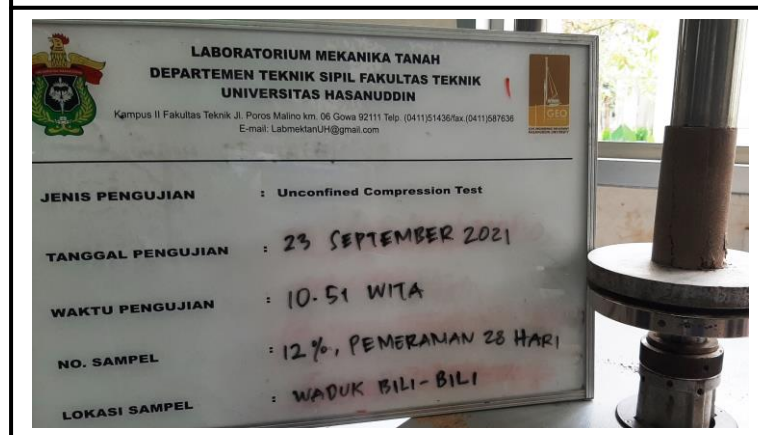
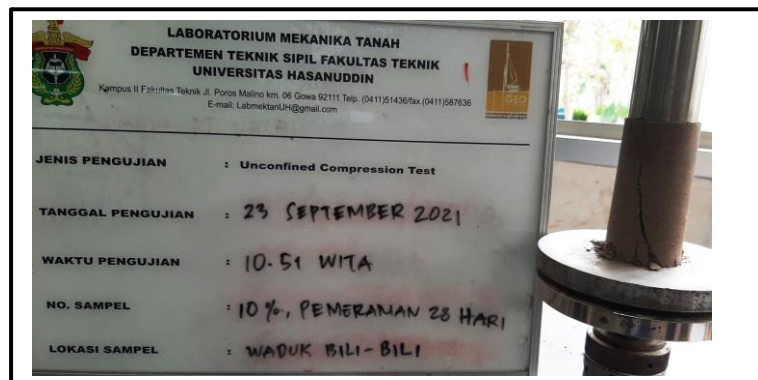
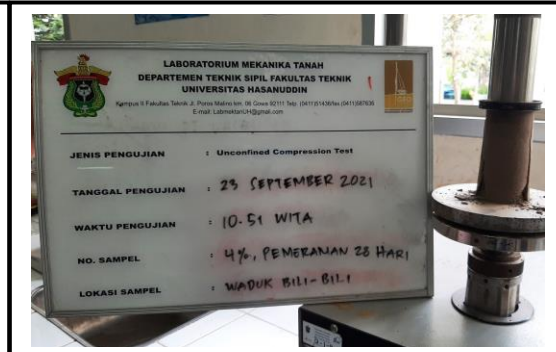



## B PENGUJIAN MEKANIS TANAH SEDIMEN





C ELEMENT TEST






**FOTO DOKUMENTASI KEGIATAN PENELITIAN  
DI LABOTARORIUM MEKANIKA TANAH  
DEPARTEMEN TEKNIK SIPIL UNHAS**



## A. PROSES PEMADATAN SAMPEL KONDUKTIVITAS HIDROLIK



## B. PENGUJIAN KONDUKTIVITAS HIDROLIK




## C. SAMPEL UJI RETAKAN DAN PENYUSUTAN VOLUME TANAH



Sampel tanah sedimen





Sampel tanah variasi bakteri 12%

