

## DAFTAR PUSTAKA

- Arhas, F.R., Mahdi, N. and Kamal, S., 2018, April. Struktur komunitas dan karakteristik bulu babi (Echinoidea) di zona sublitoral perairan iboh kecamatan Sukakarya kota Sabang. In *Prosiding Seminar Nasional Biotik* (Vol. 3, No. 1).
- Alwi, D., Muhammad, S.H. and Tae, I., 2020. Karakteristik Morfologi dan Indeks Ekologi Bulu Babi (Echinoidea) di Perairan Desa Wawama Kabupaten Pulau Morotai. *Jurnal Sumberdaya Akuatik Indopasifik*, 4(1), pp.23-32.
- Andrianti, S., 2014. Modifikasi Pola Lengan Straight Lines and Curves a dengan Metode Pattern Magic pada Blus Menggunakan Kain Polyester Fleece. *Jurnal Online Tata Busana*, 3(3).
- Baião, L.F., Rocha, C., Lima, R.C., Marques, A., Valente, L.M. and Cunha, L.M., 2021. Sensory profiling, liking and acceptance of sea urchin gonads from the North Atlantic coast of Portugal, aiming future aquaculture applications. *Food Research International*, 140, p.109873.
- Basri.K.S., 2021, Identifikasi Mikroplastik dan Pengukurannya, CV. Ruki Sejahtera Raya, Kab. Gowa
- Browne, M.A., Crump, P., Niven, S.J., Teuten, E., Tonkin, A., Galloway, T. and Thompson, R., 2011. Accumulation of microplastic on shorelines worldwide: sources and sinks. *Environmental science & technology*, 45(21), pp.9175-9179.
- Basri, D.R., 2019. Pengaruh Limbah Plastik Botol (Leleh) Sebagai Material Tambah Terhadap Kuat Lentur Beton. *Racic: Rab Construction Research*, 4(2), pp.66-77.
- Brookson, C.B., De Solla, S.R., Fernie, K.J., Cepeda, M. and Rochman, C.M., 2019. Microplastics in the diet of nestling double-crested cormorants (*Phalacrocorax auritus*), an obligate piscivore in a freshwater ecosystem. *Canadian Journal of fisheries and aquatic sciences*, 76(11), pp.2156-2163.
- Djaguna, A., Pelle, W.E., Schadu, J.N., Manengkey, H.W., Rumampuk, N.D. and Ngangi, E.L., 2019. Identifikasi sampah laut di pantai tongkaina dan talawaan bajo. *Jurnal Pesisir dan Laut Tropis*, 7(3), pp.174-182.

- Datu, S.S., Supriadi, S. and Tahir, A., 2019. Microplastic in *Cymodocea rotundata* seagrass blades. *Int. J. Environ. Agric. Biotechnol*, 4, pp.1758-1761.
- Dumont, C.P., Lau, D.C., Astudillo, J.C., Fong, K.F., Chak, S.T. and Qiu, J.W., 2013. Coral bioerosion by the sea urchin *Diadema setosum* in Hong Kong: susceptibility of different coral species. *Journal of Experimental Marine Biology and Ecology*, 441, pp.71-79.
- Feng, Z., Wang, R., Zhang, T., Wang, J., Huang, W., Li, J., Xu, J. and Gao, G., 2020. Microplastics in specific tissues of wild sea urchins along the coastal areas of northern China. *Science of the Total Environment*, 728, p.138660.
- Hadinoto, S., Sukaryono, I.D. and Siahay, Y., 2017. Kandungan gizi gonad dan aktivitas antibakteri ekstrak cangkang bulu babi (*Diadema setosum*). *Jurnal Pascapanen dan Bioteknologi Kelautan dan Perikanan*, 12(1), pp.71-78.
- Hennicke, A., Macrina, L., Malcolm-Mckay, A. and Miliou, A., 2021. Assessment of microplastic accumulation in wild *Paracentrotus lividus*, a commercially important sea urchin species, in the Eastern Aegean Sea, Greece. *Regional Studies in Marine Science*, 45, p.101855.
- Indrawan, G.S., 2019. Aspek Biologi (Morfologi, Anatomi, Reproduksi, Habitat) Biota Laut Echinodermata. *Bali: Universitas Udayana*.
- Jompa, J., Moka, W. and Yanuarita, D., 2005. Kondisi ekosistem perairan kepulauan Spermonde: keterkaitannya dengan pemanfaatan sumberdaya laut di kepulauan Spermonde. *Divisi Kelautan Pusat Kegiatan Penelitian, Universitas Hasanuddin*.
- Kroon, F.J., Motti, C.E., Jensen, L.H. and Berry, K.L., 2018. Classification of marine microdebris: A review and case study on fish from the Great Barrier Reef, Australia. *Scientific reports*, 8(1), p.16422.
- Kawamata, S., 2010. Inhibitory effects of wave action on destructive grazing by sea urchins: a review. *Bulletin of Fisheries Research Agency*, 32, pp.95-102.
- Lestari, K., Haeruddin, H. and Jati, O.E., 2021. Karakterisasi Mikroplastik Dari Sedimen Padang Lamun, Pulau Panjang, Jepara, Dengan Ft-Ir Infra Red. *Jurnal Sains & Teknologi Lingkungan*, 13(2), pp.135-154.
- Lapamudi, F., 2020. Penyebaran dan Manfaat Ekonomi Bulu Babi *Diadema Setosum* di Perairan Indonesia..

- Luza, J.C.S. and Malay, M.C.M.D., 2019. Feeding preferences of the sea urchin *Diadema setosum* (Leske, 1778) in Taklong Island National Marine Reserve, Guimaras, Philippines. *PeerJ Preprints*, 7, p.e27733v1..
- Leske., 1778 World Register of Marine Species, <https://www.marinespecies.org/index.php>
- Miskelly, A. 2002. Sea urchin of Australia and The Indo~Pasific. Sydney: Capricornica Publications.
- Ningsih, N.W., Putra, A.n.g.k.a.s.a., Anggara, M.R. and Suriadin, H.e.r.i.a.n.t.o., 2020. Identifikasi Sampah Laut Berdasarkan Jenis dan Massa di Perairan Pulau Lae-Lae Kota Makassar. *Jurnal Pengelolaan Perikanan Tropis*, 4(2), pp.10-18. Massa di Perairan Pulau Lae-Lae Kota Makassar. *Jurnal Pengelolaan Perikanan Tropis*, 4(2), pp.10-18.
- Nisticò, R., 2020. Polyethylene terephthalate (PET) in the packaging industry. *Polymer Testing*, 90, p.106707.
- Oliviero, M., Tato, T., Schiavo, S., Fernández, V., Manzo, S. and Beiras, R., 2019. Leachates of micronized plastic toys provoke embryotoxic effects upon sea urchin *Paracentrotus lividus*. *Environmental Pollution*, 247, pp.706-715.
- Ogunola, O.S. and Palanisami, T., 2016. Microplastics in the marine environment: current status, assessment methodologies, impacts and solutions. *J Pollut Eff Cont*, 4(161), p.2.
- Puspitaningtyas, I.H., Rudiyaniti, S. and Sulardiono, B., 2018. Aspek Reproduksi Bulu Babi (Sea Urchin) di Perairan Pulau Menjangan Kecil, Kepulauan Karimun Jawa, Jepara (Aspects Reproduction of Sea Urchin in the Waters of Menjangan Kecil Island, Karimunjawa Islands, Jepara). *Management of Aquatic Resources Journal (Maquares)*, 6(4), pp.564-571.
- Parvez, M.S., Rahman, M., Yusoff, F.M., Arshad, A. and Lee, S.G., 2018. Influence of temperature variation on embryonic and early larval development of a commercially important tropical sea urchin *Tripneustes gratilla* (Linnaeus, 1758). *Indian J Fish*, 65(2), pp.72-81.
- Putro, D.H.W., 2021. Identifikasi Keberadaan Mikroplastik Pada Sedimen Di Sungai Winongo Yogyakarta.
- Pyl, M., Taylor, A., Oberhänsli, F., Swarzenski, P., Besson, M., Danis, B. and Metian, M., 2022. Evidence of microplastic-mediated transfer of PCB-153

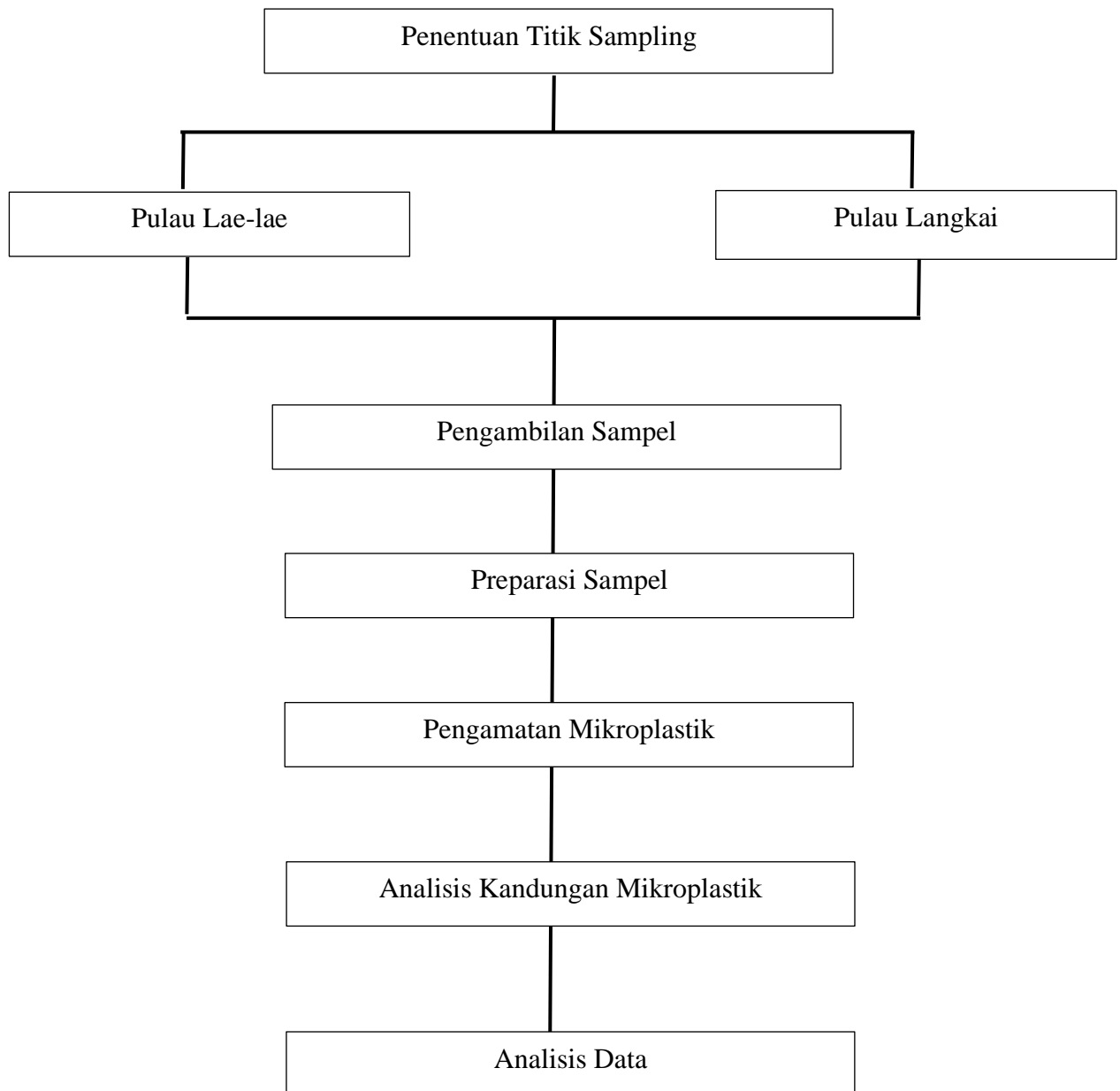
- to sea urchin tissues using radiotracers. *Marine Pollution Bulletin*, 185, p.114322.
- Rochman, C.M., 2015. The complex mixture, fate and toxicity of chemicals associated with plastic debris in the marine environment. *Marine anthropogenic litter*, pp.117-140.
- Sevillano-González, M., González-Sálamo, J., Díaz-Peña, F.J., Hernández-Sánchez, C., Torralbo, S.C., Seguí, A.R. and Hernández-Borges, J., 2022. Assessment of microplastic content in *Diadema africanum* sea urchin from Tenerife (Canary Islands, Spain). *Marine Pollution Bulletin*, 175, p.113174.
- Suphia Rahmawati, S.T., 2020. Identifikasi Keberadaan dan Bentuk Mikroplastik pada Sedimen dan Ikan di Sungai Code, di Yogyakarta.
- Siska, S. and Suhaeni, S., 2021. Kandungan Mikroplastik pada Gonad Bulu Babi (*Diadema setosum*) di Pulau Barrang Lompo Kota Makassar. *Cokroaminoto Journal of Biological Science*, 3(1), pp.16-20.
- Sandra, S.W. and Radityaningrum, A.D., 2021. Kajian kelimpahan mikroplastik di biota perairan. *Jurnal Ilmu Lingkungan*, 19(3), pp.638-648.
- Sawalman, R., Zamani, N.P., Werorilangi, S. and Ismet, M.S., 2021, October. Spatial and temporal distribution of microplastics in the surface waters of Barranglompo Island, Makassar. In *IOP Conference Series: Earth and Environmental Science* (Vol. 860, No. 1, p. 012098). IOP Publishing.
- Sawalman, R., Zamani, N.P., Werorilangi, S. and Ismet, M.S., 2021. Akumulasi mikroplastik pada spesies ikan ekonomis penting di perairan Pulau Barranglompo, Makassar. *Jurnal Ilmu Dan Teknologi Kelautan Tropis*, 13(2), pp.241-259.
- Sabilu, Y. and Jafriati, R.M., 2022. Test of bioactivity and antioxidant activity of sea urchin (*diadema setosum*) gonads as medicinal ingredients based on marine biodiversity. *Journal of Southwest Jiaotong University*, 57(1).
- Suryanti, S., Fatimah, P.N.P.N. and Rudiyananti, S., 2020. Morfologi, Anatomi dan Indeks Ekologi Bulu Babi di Pantai Sepanjang, Kabupaten Gunungkidul, Yogyakarta. *Buletin Oseanografi Marina*, 9(2), pp.93-103.
- Sugandi, D., Agustawan, D., Febriyanti, S.V., Yudi, Y. and Wahyuni, N., 2021. Identifikasi jenis mikroplastik dan logam berat di air Sungai Kapuas Kota Pontianak. *Positron*, 11(2), pp.112-120.

- Sulaeman, N.F.I., 2022. *Kelimpahan Karang soliter Di Daerah Penangkapan Nelayan Perairan Dangkal Pulau Langkai= Abundance of Solitary Corals in The Fishing Area of Langkai Island Shallow Water Fisherman* (Doctoral dissertation, Universitas Hasanuddin).
- Syahadat, S.I.M.L., 2018. Nelayan Pulau Lumu-lumu dan Pulau Langkai Pasca Penegakan Aturan Pelanggaran Penggunaan Bahan Peledak Dalam Menangkap Ikan. *Jurnal Ilmiah Pena: Sains dan Ilmu Pendidikan*, 10(1), pp.70-79.
- Setiyawan. D. M.Pd., 2017, Uji statistika penelitian, Jurusan pendidikan IPA, Fakultas matematika dan ilmu pengetahuan alam, Universitas Negeri Yogyakarta, Skripsi
- Tupan, J. and br Silaban, B., 2017. Karakteristik fisik-kimia bulu babi *Diadema setosum* dari beberapa perairan Pulau Ambon. *Titon: Jurnal Manajemen Sumberdaya Perairan*, 13(2), pp.71-78.
- Thushari, G.G.N. and Senevirathna, J.D.M., 2020. Plastic pollution in the marine environment. *Heliyon*, 6(8).
- Tahir, A., Samawi, M.F., Sari, K., Hidayat, R., Nimzet, R., Wicaksono, E.A., Asrul, L. and Werorilangi, S., 2019, October. Studies on microplastic contamination in seagrass beds at Spermonde Archipelago of Makassar Strait, Indonesia. In *Journal of Physics: Conference Series* (Vol. 1341, No. 2, p. 022008). IOP Publishing.
- Tanjung, J.D.D., Ilham, I., Liza, C. and Priawandiputra, W., 2021, December. Microdebris in Echinodea *Tripneustes gratilla* at Spermonde Archipelago, South Sulawesi, Indonesia. In *IOP Conference Series: Earth and Environmental Science* (Vol. 948, No. 1, p. 012027). IOP Publishing.
- Vagholkar, P., 2016. Nylon (Chemistry, Properties and Uses). *International Journal of Scientific Research*, 5(9), pp.349-351.
- Vafidis, D., Antoniadou, C., Voulgaris, K., Varkoulis, A. and Apostologamvrou, C., 2021. Abundance and population characteristics of the invasive sea urchin *Diadema setosum* (Leske, 1778) in the south Aegean Sea (eastern Mediterranean). *Journal of Biological Research-Thessaloniki*, 28(1), pp.1-14.
- Yusriana, Y., Rosmawati, R. and thahir Muda, K., 2019. Lae-lae sebagai destinasi wisata arkeologi di Makassar, Indonesia. *Jurnal Pariwisata Pesona*, 4(1), pp.24-31.
- YKL Indonesia, 2021, Profil Perikanan Gurita Pulau Langkai dan Pulau Lanjukang, Burung Indonesia, Makassar, Sulawesi Selatan

Yona, D., Samantha, C.D. and Kasitowati, R.D., 2021. Perbandingan kandungan mikroplastik pada kerang darah dan kerang tahu dari perairan Desa Banyuurip, Gresik. *Saintek Perikanan: Indonesian Journal of Fisheries Science and Technology*, 17(2), pp.108-114.

Zientika, Z., Amin, B. and Yoswaty, D., 2021. Relationship Between Microplastics Abundance and Sediment Organic Content in Dumai Coastal Waters. *Journal of Coastal and Ocean Sciences*, 2(3), pp.154-159.

**Lampiran I. Bagan Alur Penelitian**



**Lampiran 2.** Tabel Data Jumlah Mikroplastik dan Karakteristik Mikroplastik di Pulau Lae-lae

Stasiun	Kode Sampel	Karakteristik Mikroplastik (MP)			Jumlah Item (MP)	Kelimpahan /Ind	Rata-Rata kelimpahan/ Ind	Perbesaran
		Bentuk	Warna	Ukuran (mm)				
1	LK.1.1	Line	Hitam	2.608	1	0.8	2.5	35.5
		Line	Merah	3.975	1			35.5
		Line	Hitam	0.393	1			35.5
		Line	Hitam	0.563	1			35.5
		Line	Hitam	0.866	1			35.5
		Line	Biru	1.95	1			35.5
		Line	Hitam	0.34	1			35.5
		Line	Hitam	1.82	1			35.5
	LK 1.2	Line	Hitam	4.712	1	1	2.5	35.5
		Line	Hitam	3.285	1			35.5
		Line	Biru	0.847	1			35.5
		Line	Hitam	4.937	1			35.5
		Film	Transparan	0.221	1			35.5
		Line	Hitam	1.898	1			35.5
		Line	Hitam	0.839	1			35.5
		Line	Transparan	1.447	1			35.5
		Line	Hitam	2.083	1			35.5
		Line	Hitam	1.999	1			35.5
	LK 1.3				0	0		
	LK 1.4				0	0		
LK 1.5	Line	Hitam	3.662	1	0.1	35.5		
LK 1.6	Line	Transparan	0.225	1	0.1	35.5		
LK 1.7	Line	Biru	3.226	1	0.3	35.5		
	Line	Biru	1.066	1		35.5		
	Line	Transparan	0.301	1		35.5		
LK 1.8				0	0			



	LK 1.9							
	LK 1.10	Line	Merah	0.774	1	0.3		35.5
		Line	Hitam	0.98	1			35.5
				1.80	25	2.6		
2	LK 2.1				0	0		
	LK 2.2	Line	Hitam	0.585	1	0.6		35.5
		Line	Hitam	0.397	1			35.5
		Line	Hitam	0.2	1			35.5
		Line	Biru	0.343	1			35.5
	LK 2.3				0	0		
	LK 2.4	Line	Hitam	1.187	1	1		35.5
		Line	Biru	0.259	1			35.5
		Film	Transparan	1.095	1			35.5
		Film	Transparan	0.117	1			35.5
		Film	Transparan	0.061	1			35.5
		Film	Transparan	0.124	1			35.5
		Film	Transparan	0.207	1			35.5
	LK 2.5	Line	Hitam	1.491	1	0		35.5
		Line	Hitam	0.159	1			35.5
		Line	Transparan	1.563	1			35.5
	LK 2.6	Film	Transparan	0.155	1	0		35.5
		Film	Transparan	0.342	1			35.5
	LK 2.7	Film	Transparan	0.956	1	0		35.5
		Line	Hitam	1.114	1			35.5
Line		Biru	0.177	1			35.5	
LK 2.8								
LK 2.9					0	0		
LK 2.10								
					19	2.7		

3	LK.3.1	Line	Hitam	0.413	1	0.2	1	35.5
	LK 3.2	Line	Transparan	0.528	1	0.4		35.5
		Film	Hitam	0.093	1			35.5
	LK.3.3				0	0		
	LK 3.4				0	0		
	LK 3.5	Line	Biru	0.722	1	0.4		35.5
		Film	Transparan	0.111	1			35.5
	LK 3.6				0	0		
	LK 3.7							
	LK 3.8							
	LK 3.9							
LK 3.10								
				1.18	5			

**Lampiran 3.** Tabel Data Jumlah Mikroplastik dan Karakteristik Mikroplastik di Pulau Langkai

Stasiun	Kode Sampel	Karakteristik Mikroplastik (MP)			Jumlah Item (MP)	Kelimpahan/ Individu	Rata-Rata Kelimpahan/ Individu	Perbesaran
		Bentuk	Warna	Ukuran (mm)				
1	LK 1.1				0	0	0.5	
	LK 1.2				0	0		
	LK 1.3	Line	Biru	0.633	1	0.3		35.5
		Line	Biru	0.994	1			35.5
		Line	Hitam	3.249	1			35.5
	LK 1.4				0	0		
	LK 1.5				0	0		
	LK 1.6				0	0		
	LK 1.7				0	0		
	LK 1.8	Line	Biru	2.26	1	0.2		35.5
		Line	Merah	2.673	1			35.5
	LK 1.9				0	0		
	LK 1.10				0	0		
				5	0.5			
2	LK 2.1	Line	Hitam	1.62	1	0.57	35.5	
		Line	Biru	1.306	1		35.5	
		Line	Transparan	0.093	1		35.5	
		Line	Transparan	0.11	1		35.5	
	LK 2.2				0	0		
	LK 2.3				0	0		
	LK 2.4	Line	Hitam	1.503	1	0.3	35.5	
		Line	Biru	0.913	1		35.5	
	LK 2.5				0	0		
	LK 2.6				0	0		
	LK 2.7	Line	Biru	1.921	1	0.14	35.5	
	LK 2.8				0			
	LK 2.9				0			
	LK 2.10				0			
				7	1.00			

3	LK 3.1	Line	Hitam	1.1	1	0.4	1.4	35.5	
		Film	Hijau	0.148	1			35.5	
		Film	Hijau	0.009	1			35.5	
		Film	Transparan	0.372	1			35.5	
	LK 3.2				0	0			
	LK 3.3				0	0			
	LK 3.4				0	0			
	LK 3.5	Line	Biru	2.135	1	0.2		35.5	
		Film	Transparan	0.186	1			35.5	
	LK 3.6	Line	Biru	2.03	1	0.2		35.5	
		Line	Transparan	1.693	1			35.5	
	LK 3.7				0	0			
	LK 3.8	Line	Hitam	2.327	1	0.6		35.5	
		Line	Hitam	0.177	1			35.5	
		Line	Hitam	0.285	1			35.5	
		Line	Hitam	0.861	1			35.5	
		Film	Transparan	0.192	1			35.5	
		Film	Transparan	0.073	1			35.5	
	LK. 3.9				0	0			
	LK 3.10				0	0			
				14	1.4				
	LK 4.1				0	0	0.2		
	LK 4.2				0	0			
	LK 4.3				0	0			
	LK 4.4				0	0			
	LK 4.5				0	0			
	LK 4.6				0	0			
	LK 4.7	Line	Hitam	1.999	1	0.2		35.5	
		Line	Hitam	0.27	1			35.5	
	LK. 4.8				0	0			
	LK 4.9				0	0			
	LK 4.10				0	0			

**Lampiran 4.** Konsentrasi Mikroplastik yang Terkandung dalam Bulu babi di Pulau Lae-lae dan Pulau Langkai

PULAU LAE-LAE				
Stasiun	Kode Sampel	Berat Gonad	Jumla MPs	Konsentrasi
1	LK 1.1	6.8	8	1.176470588
	LK 1.2	4.3	10	2.325581395
	LK 1.3	6.2	0	0
	LK 1.4	8.2	0	0
	LK 1.5	3.6	1	0.277777778
	LK 1.6	6.3	1	0.158730159
	LK 1.7	5	3	0.6
	LK 1.8	2.4	0	0
	LK 1.9	3.6	0	0
	L K 1.10	2.8	2	0.714285714
2	LK 2.1	7.6	0	0
	LK 2.2	4.6	4	0.869565217
	LK 2.3	3.8	0	0
	LK 2.4	9.3	7	0.752688172
	LK 2.5	1.6	3	1.776093778
	LK 2.6	3.8	2	0.526315789
	LK 2.7	2.7	3	1.090274749
	LK 2.8	2.1	0	0
	LK 2.9	1.7	0	0
	LK 2.10	0.9	0	0
3	LK 3.1	14.9	1	0.067114094
	LK 3.2	14.9	2	0.134228188
	LK 3.3	14.7	0	0
	LK 3.4	6.2	0	0
	LK 3.5	9.1	2	0.21978022
	LK 3.6	12.2	0	0
	LK 3.7	16.3	0	0
	LK 3.8	4.5	0	0
	LK 3.9	7.6	0	0
	LK 3.10	5.6	0	0
<b>Rata-rata</b>				10.68890584
				0.356296861

PULAU LANGKAI				
Stasiun	Kode Sampel	Berat Gonad	Jumla MPs	Konsentrasi
1	LK 1.1	1.3	0	0
	LK 1.2	0.7	0	0
	LK 1.3	0.6	3	5
	LK 1.4	0.2	0	0
	LK 1.5	1.1	0	0
	LK 1.6	0.3	0	0
	LK 1.7	0.4	0	0
	LK 1.8	0.4	2	5
	LK 1.9	1	0	0
	L 1.10	1.7	0	0
2	LK 2.1	8.71	4	0.045924225
	LK 2.2	3.1	0	0
	LK 2.3	5.8	0	0
	LK 2.4	1.7	1	0.588235294
	LK 2.5	0.5	0	0
	LK 2.6	0.2	0	0
	LK 2.7	6.3	1	0.158730159
	LK 2.8	1.1	0	0
	LK 2.9	2.9	0	0
	LK 2.10	2	0	0
3	LK 3.1	0.4	4	10
	LK 3.2	2.6	0	0
	LK 3.3	3.4	0	0
	LK 3.4	1	0	0
	LK 3.5	4.6	2	0.434782609
	LK 3.6	3.1	2	0.64516129
	LK 3.7	2.6	0	0
	LK 3.8	5.8000	6	1.034482759
	LK 3.9	2.9	0	0
	LK 3.10	3.3	0	0

4	LK 4.1	11.3	0	0
	LK 4.2	27.8	0	0
	LK 4.3	25.6	0	0
	LK 4.4	0.7	0	0
	LK 4.5	4.7	0	0
	LK 4.6	3.1	0	0
	LK 4.7	8.1	2	0.24691358
	LK 4.8	1.8	0	0
	LK 4.9	3.5	0	0
	LK 4.10	2.9	0	0
<b>Rata-rata</b>				23.15422992
				0.578855748

## Lampiran 5. Dokumentasi Penelitian



Penentuan Titik Sampling



Pengambilan Sampel



Preparasi Sampel



Sampel setelah dipreparasi



Penimbangan Gonad Sampel




Sampel Setelah di timbang dan penambahan larutan KOH





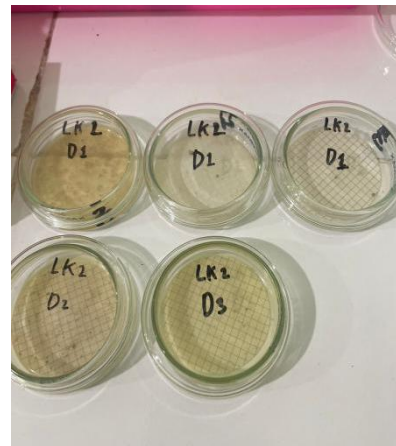
Sampel didiamkan hingga larut



Sampel yang sudah larut




Penyaringan Sampel



Sampel Setelah disaring



Identifikasi Sampel Mikroplastik



Sampel Mikroplastik yang sudah diidentifikasi



Pengukuran Mikroplastik



Pengujian FTIR

**Lampiran 6.** Hasil Uji Normalitas, Uji t

**Tests of Normality**

	Pulau	Kolmogorov-Smirnov <sup>a</sup>			Shapiro-Wilk		
		Statistic	df	Sig.	Statistic	df	Sig.
Konsentrasi	laelae	.370	3	.	.787	3	.083
	langkai	.292	4	.	.827	4	.161

**Group Statistics**

	Pulau	N	Mean	Std. Deviation	Std. Error Mean
Konsentrasi	laelae	3	3.5624	2.72302	1.57214
	langkai	4	5.7875	6.14961	3.07480

**Independent Samples Test**

		Levene's Test for Equality of Variances		t-test for Equality of Means					95% Confidence Interval of the Difference	
		F	Sig.	t	df	Sig. (2-tailed)	Mean Difference	Std. Error Difference	Lower	Upper
Konsentrasi	Equal variances assumed	21.311	.006	-.575	5	.590	-2.22513	3.86863	-12.16977	7.71950
	Equal variances not assumed			-.644	4.330	.552	-2.22513	3.45341	-11.53212	7.08186