

DAFTAR PUSTAKA

- A.E.C. 1978. Animal Feeding; Energy, Amino Acid, Vitamins, Minerals. Document No.4. Commentry France.
- Aisyah IS. 2006. Induksi mutagen fisik pada anyelir (*Dianthus caryophyllus* Linn.) dan pengujian stabilitas mutannya yang diperbanyak secara vegetatif [Disertasi]. Bogor (ID): Institut Pertanian Bogor. Bogor. 195 hal.
- Akter N and Islam MR. 2017. Heat stress effects and management in wheat. a review. *Agron. Sustain. Dev* 37: 37.
- Alnopri. 2004. Variabilitas genetic dan heritabilitas karakter-karakter pertumbuhan bibit tujuh genotype kopi Robusta-Arabika. *Jurnal Ilmu Pertanian Indonesia* 6 (2):91-96.
- Anshori MF, Purwoko BS, Dewi IS, Ardie SW, Suwarno WB. 2019. Selection index based on multivariate analysis for selecting doubled-haploid rice lines in lowland saline prone area. *SABRAO J. Breed Genet* 51: 161-174.
- Anshori MF, Bambang S P, Iswari S D, Sintho W A, Willy B S. 2021. A New Approach to Select Doubled Haploid Rice Lines under Salinity Stress Using Indirect Selection Index. *Rice Science* 28 (4): 368-378.
- APTINDO. 2017. Asosiasi Produsen Terigu Indonesia.
- Arif AB, Agus B, Hoerudin. 2013. Nilai Indeks Glikemik produk pangan dan faktor-faktor mempengaruhinya. *J. Litbang Pertanian* 32 (3): 91-99.
- Arya VK, Singh J, Kumar L, Kumar R, Kumar P, Chand P. 2017. Genetic variability and diversity analysis for yield and its components in wheat (*Triticum aestivum* L.). *Indian J. Agric Sci* 51: 128-134.
- Aqil dan Rahmi. 2014. Deskripsi varietas unggul jagung, sorgum dan gandum. Balai Penelitian Tanaman Serealia.
- Bányai J, Karsai I, Balla K, Kiss T, Bedő Z, Láng L. 2014. Heat stress response of wheat cultivars with different ecological adaptation. *Cereal Res. Commun.* 42: 413-425.
- Barnabas B, Jager K, Feher A. 2008. The effect of drought and heat stress on reproductive processes in cereals. *Plant Cell Environ* 31: 11–38.
- Basir M. 2001. Pemanfaatan nilai heritabilitas dan koefisien korelasi untuk menentukan indikator seleksi. *Jurnal Agrivigor* 1(1):1-6.

- Belderok B, Mesdag X, Donner DA. 2000. Bread-making quality of wheat. Springer, New York.
- Bernardo R. 2002. Breeding for quantitative traits in plants. Woodbury, Minnesota, Stemma Press.
- Budiarti SG. 2005. Karakterisasi Beberapa Sifat Kuantitatif Plasma Nutfah Gandum (*Triticum aestivum* L.). Buletin Plasma Nutfah 11 (2): 4954
- BPS, 2021. Statistik Indonesia 2021, Jakarta: Badan Pusat Statistik.
- Christel W, Bruun S, Magid J, Jensen LS. 2014. Phosphorus availability from the solid fraction of pig slurry is altered by composting or thermal treatment. *Bioresour. Technol* 169: 543–551.
- Dahlan MM, Rudijanto J, Murdianto, Yusuf M. 2003. Usulan Pelepasan Varietas Gandum. Balai Penelitian Tanaman Serealia, Maros.
- Daniel C, and Triboi E. 2002. Changes in wheat protein aggregation during grain development: Effects of temperatures and water stress. *Eur. J. Agron.* 16:1-12.
- Dias ARG, Zavareze EDR, Elias MC, Helbig E, Silva DBD, Ciacco CF. 2011. Pasting, Expansion and Textural Properties of Fermented Cassava Starch Oxidized with Sodium Hypochlorite. *Carbohydr. Polym.* 84: 268-275.
- Didin. 2008. Terigu bergizi kaya nutrisi. www//myeflour.blogspot.com/2008/06.
- Dolferoz R, Xuemei Ji, Richard AR. 2011. Abiotic Stress and Control of Grain Number in Cereal. *Plant Sci.* 181: 331-341.
- Efendi R dan Azrai M. 2015. Kriteria Indeks Toleransi Jagung Terhadap Cekaman Kekeringan dan Nitrogen Rendah. *Prosiding Seminar Nasional serealia.* Hal 1-12.
- Fadhli N, Farid M, Rafiuddin, Effendi R, Azrai M, Anshori MF. 2020. Multivariate analysis to determine secondary trait in selecting adaptive hybrid corn lines under drought stress. *Biodiversitas* 21: 3617-3624.
- Farid M, Nasaruddin, Darmawan, Amin Nur, Roy Efendi. 2017. Pembentukan Gandum Tropika Toleran Kekeringan pada Dataran Rendah (≤ 200 mdpl) Hasil Iradiasi berdasarkan Karakter Morfofisiologi dan Molekuler. *Proposal Lanjutan 2018, Universitas Hasanuddin.*
- Farid M. 2018. Growth and production of various wheat genotypes at various PEG concentration in hydroponic. *Agrotech J.* 3: 21-26.

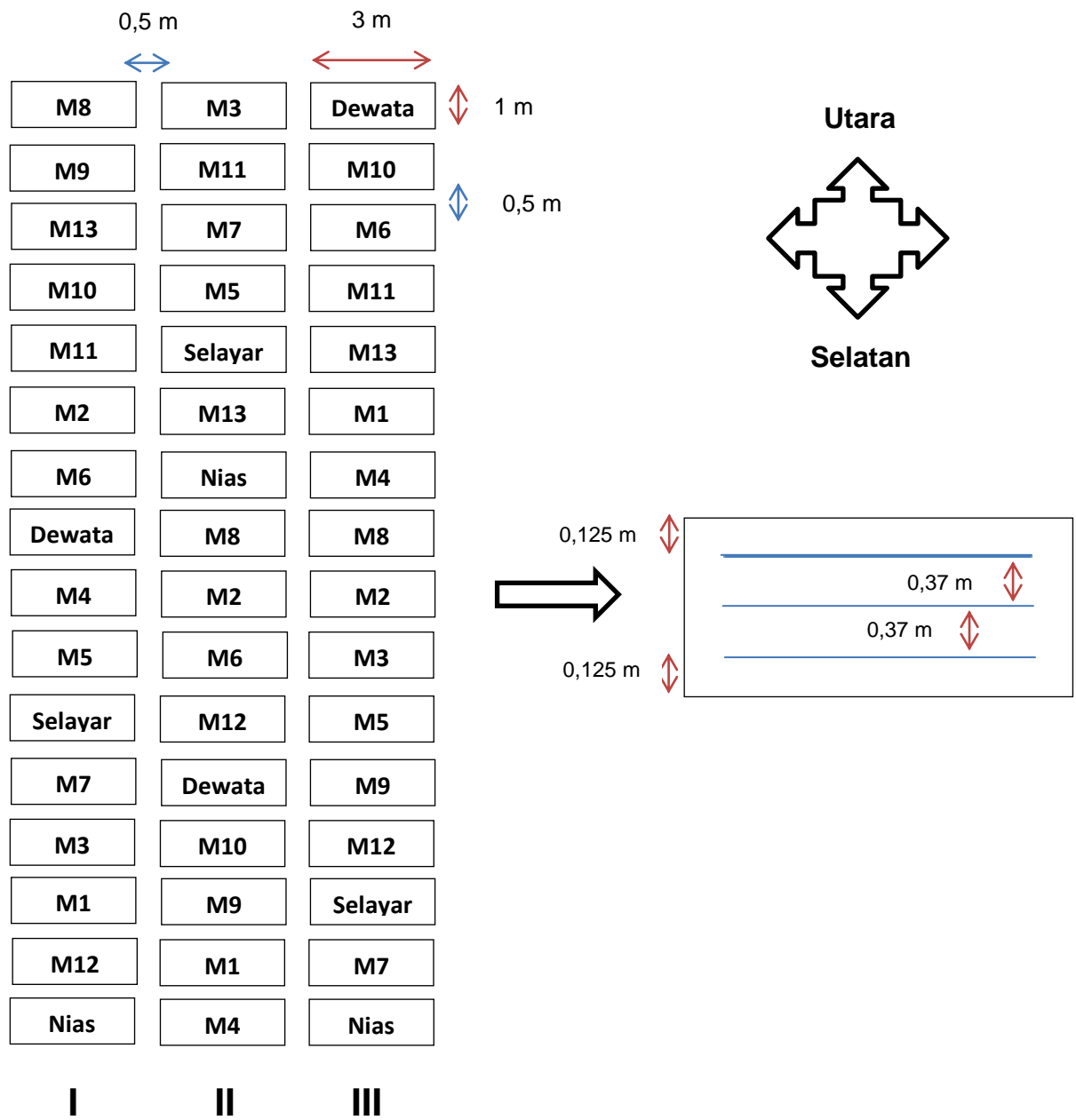
- Farid M, Nasaruddin, Musa Y, Anshori, MF, Ridwan I, Hendra J. 2020. Genetic parameters and multivariate analysis to determine secondary traits in selecting wheat mutant adaptive on tropical lowlands. *Plant Breeding and Biotechnology* 8 (4): 368-377: DOI: 10.9787/PBB.2020.8.4.368.
- Farid M, Nasaruddin YM, Ridwan I, Anshori MF. 2021. Effective screening of tropical wheat mutant lines under hydroponically induced drought stress using multivariate analysis approach. *Asian J Plant Science* 20: 172-182. DOI: 10.3923/ajps.2021.172.182.
- Fernandez GCJ. 1992. Effective selection criteria for assessing stress tolerance. Tainan. Taiwan.
- Ghazi N and Al-Karaki. 2012. *Phenological Development-Yield Relationships in Durum Wheat Cultivars under Late-Season High-Temperature Stress in a semiarid Environment*. ISRN Agronomy Volume 2012, 7 pages.
- Glenn GM, and Saunders RM. 1990. Physical and structural properties of wheat endosperm Associated with Grain Texture. 67(2):176-182.
- Glover B. 2007. *Understanding Flowers and Flowering An Integrated Approach*. New York, USA : Oxford University Press.
- Hadiati S, Murdaningsih HK, Baihaki A, Rostini N. 2003. Parameter genetic Karakter Komponen buah pada beberapa aksesori Nanas Zuriat 14 (2) : 47-52.
- Hamanishi ET, Thomas BR, Chambell MM. 2012. Drought Induces Alterations in the Stomatal Development Program in Populus. *J Exp Bot.* 63 (13): 4969-4971.
- Handoyo T, Maeda T, Urisu A, Adachi T, Morita N. 2006. Hypoallergenic buckwheat flour preparation by *Rhizopus oligosporus* and its application to soba noddle. *Food Res. Int.* 39: 598-605.
- Handoyo T. 2008. Kandungan gamma-amino butyric acid dan protein alergenik selama perkecambahan biji gandum. *Prosiding Seminar Nasional Pangan*. Yogyakarta.
- Handoko. 2007. *Gandum 2000 "Penelitian dan Pengembangan Gandum di Indonesia*. Seameo-Biotrop, Bogor, Indonesia.
- Hoel B, Kjersti A, Arne J, Koga S, Ulrike B, Anderson JA, Moldestad A. 2015. Variation in gluten quality parameters of spring wheat varieties of different origin grown in contrasting environments 62, 110–116.
- Ibrahim AU. 2019. Genetic variability, correlation and path analysis for yield and yield components in F6 generation of wheat (*Triticum aestivum* Em. Thell.). *IOSR J. Agric* 12: 17-23.

- Komalasari O, Hamdani M. 2010. Uji Adaptasi Beberapa Galur / Varietas Gandum di NTT. Pros. Pekan Serealia Nas. 978–979.
- Khanna, V.K. 1986. Effect of gamma radiation on seedling growth and cell division in wheat and Triticale. Acta Bot. Indica. 14:43-49.
- Mohamed NEM. 2013. Genotype by environment interactions for grain yield in bread wheat (*Triticum aestivum* L.). Journal of Plant Breeding and Crop Science. Vol. 5(7). pp.150-157.
- Murtini ES, Susanto, T, Kusumawardani, R., 2005. Karakterisasi sifat fisik, kimia dan fungsional tepung gandum lokal varietas Selayar, Nias, dan Dewata. J. Tek. Pert.. 6 (1): 57-64.
- Nasaruddin, Farid M, Musa Y, Iswoyo H. 2018. Assessment and selection of M3 generation of wheat mutants adaptive in lowland. IOP Conf. Series: Earth and Environmental Science. Hasanuddin University, Makassar, 2018.
- Nur A, Trikoesoemaningtyas, Khumaida N, Sujiprihati S. 2010. Phenologi pertumbuhan dan produksi gandum pada lingkungan tropika basah. Prosiding Pekan Serealia Nasional. p.188-198.
- Nur, A. 2013. Adaptasi tanaman gandum (*Triticum aestivum* L.) toleran suhu tinggi dan peningkatan keragaman genetik melalui induksi mutasi dengan menggunakan iradiasi sinar gamma. Tesis Sekolah Pascasarjana Institut Pertanian Bogor. 176 p.
- Nur A. 2015. Perbaikan genetik gandum tropis toleran suhu tinggi dan permasalahan pengembangannya pada dataran rendah. Jurnal penelitian dan pengembangan pertanian 34(1):19-30.
- Nur A, Syahrudin K, Azrai M, Farid M. 2018. Genetic by environment interaction and stability tropical wheat lines in Indonesia medium-plains. IOP Conf. Series: Earth and Environmental Science. Indonesia Cereal Research Institute (ICERI) , Maros, 2018.
- Patola E, Ariyantoro H. 2015. Uji pemberian pupuk hayati biotamax dan macam pupuk kandang terhadap pertumbuhan dan hasil tanaman gandum (*Triticum aestivum* L.). JOGLO 29,10–18.
- Pomeranz Y. 1971. Composition and functionality of wheat flour components dalam Y. Pomeranz. Wheat Chemistry and Technology. The AACC. Ind., St. Paul.
- Punia SS, Shah A, Ramranwha B. 2011. *Genetic Analysis For High Temperature Tolerance in Bread Wheat*. African Crop Science Journal, Vol. 19, No. 3, 149-163.

- Pfeiffer TW, Grabou JL, Orf JH. 1995. Aearly maturity soybean production system; genotype x environmental interaction between regions of adaptation. *Crop Sci.* 35: 108- 112.
- Praptana, Hermanto RH. 2016. Gandum: Peluang Pengembangan di Indonesia. Jakarta : IAARD Press.
- Rafiuddin, Amin AR, Nur, Farid M, Sari A. 2020. Evaluation on Growth and Production of Convergent Breeding Wheat (*Triticum Aestivum L.*) genotypes adaptive to lowland. IOP Conf.Series: Earth and Enviromental Science. Hasanuddin University, Makassar, 2020.
- Reynolds MP. 2002. Physiological approaches to wheat breeding. *In* B.C. Curtis, S. Rajaram, and H.G. Macpherson (Eds.). *BreadWheat Improvement and Production*. FAO, Rome. 567 pp.
- Rudiyanto. 2006. Bisakah Tanaman Gandum Diglobalkan. *Kajian Politik Lokal dan Sosial-Humaniora*. Th. VI No.2: 165-172.
- Salisbury FB, Ross CW.1992. *Plant Physiology*. 4th Edition. Wadsworth Publishing Co., a Division of Wildworth. Inc.
- Sihotang SNJ, Lubis Z, Ridwansyah. 2015. Karakteristik fisikokimia dan fungsionaltepung gandum yang ditanam di Sumatera Utara. *J. Rekayasa Pangan dan Pert.*3(3): 330-337.
- Singh RK, Chaudhary BD. 2007. *Biometrical Methods in Quantitative Genetic Analysis*. Kalyani Publisher, New Delhi.
- Soeranto H, Carkum, Sihono. 2002. Perbaikan varietas tanaman gandum melalui pemuliaan mutasi. *Makalah Pertemuan Koordinasi Penelitian dan Pengembangan Gandum*. Direktorat Serealia DEPTAN, 3-4 Sept 2002.
- Suarni dan Zakir M. 2001. Studi sifat fisikokimia tepung sorgum sebagai bahan substitusiterigu. *Jurnal Penelitian Pertanian* 20(2): 58-62.
- Schmohl N and Horst WJ. 2002. Effect of aluminium on the activity of apoplastic acid phosphataseand the exudation of macromolecules by roots and suspension-culture cells of *Zea maysL.* *J. Plant Physiol.* 159, 1213–1218.
- Sheppard SC and Evenden WG. 1986a. Factors controlling the response of field crops to very low doses of gamma radiation of the seed. *Canad. J Plant Sci.* 66:431-441.
- Sramkovaa Z, Gregovab E, Sturdika E. 2009. Chemical composition and nutritionalquality of wheat grain. *Acta Chimica Slovaca* 2(1):115-138.

- Stapper M and Fischer RA. 1990. Genotype, Sowing Date and Plant Spacing Influence on High-Yielding Irrigated Wheat in Southern New South Wales. II Growth, Yield and Nitrogen Use. *Aus. J. Agric. Res.*, 41: 1021-1041.
- Stone P. 2001. The effects of heat stress on cereal yield and quality. In: Basra, A.S. (Ed.). *Crop Responses and Adaptation to Temperature Stress*. Food Products Press, Binghamton, NY, pp. 243-291.
- US Wheat Associates. 1981. *Pedoman pembuatan roti dan kue (terjemahan)*. Jakarta:Djambatan, hlm. 1-10.
- Winarno. 2002. *Kimia Pangan*. Gramedia Jakarta.

LAMPIRAN



ULANGAN

Gambar 2. Denah percobaan di lahan penelitian

Tabel Lampiran 1. Deskripsi Varietas Pemanding

Karakter	Dewata	Selayar	Nias
Tahun dilepas	: 2004	2003	1993
Asal	: KAVKAZ/BUHO//KALIANSONA/B LUEBIRD Introduksi dari India	HAHN/2*WEAVER CMBW 89 Y 01231-OTOPM-16Y-010M-1Y- 010M-Y-...12. Introduksi dari CIMMYT, Mexico.	Introduksi dari Thailand
Umur berbunga	: ± 55-82 hst	± 80 hst	± 53-80 hst
Umur panen	: ± 90-129 hst	± 125 hst	± 125 hst
Tinggi tanaman	: ± 89 cm	± 85 cm	± 75 cm
Tipe batang	: Kompak	Kompak	Kompak
Warna daun	: Hijau	Hijau	Hijau
Warna tangkai daun :	Hijau tua	Hijau tua	Hijau tua
Jumlah malai	: ± 390 per m ²	± 375 per m ²	± 364 per m ²
Panjang malai	: ± 11 cm	± 10 cm	± 11 cm
Jumlah biji/malai	: 47 butir	± 42 butir	± 36 butir
Warna bulu	: Hijau	Hijau	Hijau
Warna biji	: Kuning kecoklatan	Kuning kecoklatan	Kuning kecoklatan
Ukuran biji	: Sedang	Sedang	Sedang
Bobot 1000 biji	: ± 46 g	± 46 g	± 40 g
Bobot 1 liter biji	: ± 848 g	± 848 g	± 848 g
Hasil biji	: 2,04 - 2,96 ton/ha	2,95 ton/ha	2,46 ton/ha
Kandungan protein	13,94% (<i>wet base</i>)	11,7% (<i>wet base</i>)	13,97% (<i>wet base</i>)
:			
Kandungan maltose :	3,19%	1,9%	3,12%
Kadar gluten	: 12,9%	9,3%	12,7%
Kadar abu	: 1,78%	11,9%	1,68%
Keterangan	Dianjurkan untuk daratan tinggi (>1000 mdpl) dan sesuai untuk pembuatan roti	Dianjurkan untuk daratan tinggi (>1000 mdpl) dan sesuai untuk pembuatan roti	
Pemulia	Muslimah, M Jusuf, Sumarny Singgih, Rudiyanto, Marsum Dahlan, Riyo Samekno, Joko Murdono, Bistok Simanjuntak, Soebandi	Muslimah Hamdani, Sumarny Singgih, M. Yusuf, Marsum Dahlan, S. Roemarkan	-
Teknisi	Ismail R.P., Hasnah, Martina Rangi, Magdalena Girik	Ismail R.P., Hasnah, Martina Rangi, Magdalena Girik	-

Tabel Lampiran 2. Analisis ragam gabungan mutan gandum pada 3 lokasi

SK	DB	Kuadrat Tengah								
		TT	JA	JAP	KS	IK	UB	UP	LPB	PM
Lokasi	2	3392.04**	25.83**	6.16tn	1184**	836.60tn	3656.84**	5929.44**	298.56**	1.96*
U:L	6	28.43tn	1.40tn	1.42tn	51.69tn	170.00*	5.90**	1.50tn	6.68tn	028tn
G	15	48.88**	3.95**	3.25**	96.29**	171.67**	21.48**	20.62**	21.93**	0.61**
L x G	30	66.25**	1.15tn	1.16*	79.34**	87.47tn	13.76**	16.82**	27.91**	0.54**
Galat	90	16.95	0.79	0.72	23.61	68.3	1.37	2.02	3.89	0.2
	KK	7.47	14.28	15.19	11.71	1.07	2.07	1.49	5.07	5.45

Keterangan : tn : tidak nyata, * : nyata, ** : sangat nyata

SK	DB	Kuadrat Tengah							
		S	F	PFH	JBP	BBM	1000 B	P Rumpun	PRO
Lokasi	2	288.00**	2592.23**	11360.17**	1857.66**	2.12**	1122.27**	165.09**	133.76**
U:L	6	0.71tn	6.45tn	12.40tn	8.39tn	0.00tn	5.81tn	0.15tn	0.04tn
G	15	3.24**	29.24**	162.44**	46.08**	0.08**	167.62**	4.18**	2.28**
L x G	30	1.62tn	14.58tn	232.57**	50.37**	0.03**	63.97**	2.49**	1.21**
Galat	90	1.13	10.21	13.26	10.19	0.01	7.63	0.15	0.13
	KK	7.76	7.76	9.63	13.55	15.63	8.1	9.64	12.04

Keterangan : tn : tidak nyata, * : nyata, ** : sangat nyata

Tabel Lampiran 3. Analisis ragam kandungan proksimat mutan gandum

SK	DB	Kuadrat Tengah							
		Gluten	Protein	Lemak	Karbohidrat	Kadar Air	Serat Kasar	Kadar Abu	Energi
Ulangan	2	0.68tn	9.20**	0.46**	0.89tn	3.76**	0.04tn	3.00**	0.09tn
G	15	2.58**	4.71**	0.02tn	8.84**	0.42tn	2.30**	0.15tn	7.65**
Galat	30	0.90	1.52	0.01	0.42	0.32	0.29	0.09	1.85
	KK	6.16	6.63	7.78	0.95	5.57	15.05	14.06	0.37

Keterangan : tn : tidak nyata, * : nyata, ** : sangat nyata

Tabel Lampiran 4. Skoring Karakter Pengamatan pada 3 Lokasi

No	1 TT	2 JA	3 JAP	4 KS	5 IK	6 UB	7 UP	8 LPB	9 PM	10 S	11 F	12 PFH	13 JBP	14 BBM	15 1000B	16 PR	17 PRO	Total Skoring	Ranking
m7.1 (N 200 2.3.3)	1.28	1.38	1.27	1.00	1.43	2.03	2.22	2.58	1.22	1.07	1.16	1.63	1.36	1.44	1.17	1.71	1.00	24.95	16
m7.2 (N 250 4.6.2)	1.38	1.54	1.72	1.22	1.06	3.13	1.98	1.98	1.03	1.59	1.68	1.00	1.62	1.94	1.62	2.75	1.83	29.07	12
m7.3 (D 200)	1.85	1.95	1.75	2.04	1.87	1.39	1.11	2.03	1.47	1.61	1.70	3.20	1.78	2.11	2.55	3.33	1.91	33.67	7
m7.4 (S 300 7.9.1)	1.40	2.08	2.10	1.60	1.76	2.13	1.14	2.04	1.55	2.03	2.12	3.31	2.11	2.39	2.61	3.54	2.71	36.63	4
m7.5 (N 350 3.7.1)	2.10	2.38	2.24	2.09	1.82	2.93	2.72	2.38	2.10	2.01	2.09	2.51	2.03	2.83	3.92	4.89	3.06	44.09	1
m7.6 (M 200 1.7.1)	1.97	1.42	1.17	2.93	1.76	4.63	2.22	1.72	1.38	1.53	1.61	2.53	1.31	1.94	2.85	2.75	1.97	35.67	6
m7.7 (N 350 3.1.3)	1.38	2.36	2.10	2.07	1.84	2.42	2.95	1.97	2.05	2.06	2.15	3.89	2.42	3.00	3.10	4.48	2.54	42.80	2
m7.8 (N 300 3.6.1)	1.00	1.03	1.07	2.23	1.00	2.73	2.92	1.71	1.22	1.25	1.34	2.64	1.15	1.00	1.66	1.00	1.49	26.42	14
m7.9 (S 300 8.3.1)	1.00	1.00	1.11	1.28	1.08	2.87	2.05	2.37	1.00	1.09	1.00	1.86	2.07	1.39	1.00	1.57	1.51	25.25	15
m7.10 (N 200 2.4.6B)	1.41	1.27	1.16	2.24	1.39	2.75	2.05	1.00	1.01	1.20	1.29	1.98	1.00	1.61	1.83	3.56	1.57	28.32	13
m7.11 (N 200 2.5.2)	1.87	1.53	1.40	2.30	1.74	2.09	1.57	2.91	1.25	1.76	1.84	3.22	1.68	2.44	2.54	3.59	1.97	35.70	5
m7.12 (S 300 2.1)	1.46	1.43	1.55	1.56	1.40	3.18	2.48	2.62	1.19	1.00	1.09	2.96	1.31	1.50	1.81	1.98	1.49	30.01	10
m7.13 (N 350 3.6.2)	2.13	2.16	2.25	1.74	2.01	2.68	2.87	1.91	1.92	1.90	1.99	3.01	1.90	2.33	3.09	3.75	2.77	40.41	3
Dewata	1.36	1.42	1.67	1.24	1.27	1.00	1.43	1.98	1.68	1.56	1.64	2.78	1.34	1.89	3.17	2.97	1.66	30.07	9
Selayar	1.46	1.03	1.00	1.82	1.23	2.36	2.45	2.03	1.32	1.35	1.44	2.60	1.07	1.72	3.66	2.14	1.31	29.99	11
Nias	1.47	1.32	1.30	1.79	1.44	2.25	1.00	2.04	1.15	1.32	1.41	2.32	1.06	1.78	4.19	2.92	1.40	30.16	8

Keterangan : TT : tinggi tanaman, JA : jumlah anakan, JAP : jumlah anakan produktif, KS : kerapatan stomata, IK : indeks Klorofil, UB : umur berbunga, UP : umur panen, LBP : lama pengisian biji, PM : panjang malai, S : Spikilet, F : floret, PFH : persentase floret hampa, JBP : jumlah biji per malai, BBM : bobot biji per malai, 1000 B : 1000 biji, PRO : produktivitas.

Tabel Lampiran 5. Skoring Kandungan Proksimat Mutan Gandum

No	1 G	2 P	3 L	4 K	5 K Air	6 SK	7 K Abu	8 E	Total Skoring	Ranking
m7.1 (N 200 2.3.3)	1.28	1.38	1.27	1.00	1.43	2.03	2.22	2.58	14.47	14
m7.2 (N 250 4.6.2)	1.38	1.54	1.72	1.22	1.06	3.13	1.98	1.98	14.53	13
m7.3 (D 200)	1.85	1.95	1.75	2.04	1.87	1.39	1.11	2.03	15.32	10
m7.4 (S 300 7.9.1)	1.40	2.08	2.10	1.60	1.76	2.13	1.14	2.04	15.06	12
m7.5 (N 350 3.7.1)	2.10	2.38	2.24	2.09	1.82	2.93	2.72	2.38	15.56	8
m7.6 (M 200 1.7.1)	1.97	1.42	1.17	2.93	1.76	4.63	2.22	1.72	16.36	3
m7.7 (N 350 3.1.3)	1.38	2.36	2.10	2.07	1.84	2.42	2.95	1.97	15.68	6
m7.8 (N 300 3.6.1)	1.00	1.03	1.07	2.23	1.00	2.73	2.92	1.71	16.87	2
m7.9 (S 300 8.3.1)	1.00	1.00	1.11	1.28	1.08	2.87	2.05	2.37	14.16	15
m7.10 (N 200 2.4.6B)	1.41	1.27	1.16	2.24	1.39	2.75	2.05	1.00	16.27	4
m7.11 (N 200 2.5.2)	1.87	1.53	1.40	2.30	1.74	2.09	1.57	2.91	16.06	5
m7.12 (S 300 2.1)	1.46	1.43	1.55	1.56	1.40	3.18	2.48	2.62	15.10	11
m7.13 (N 350 3.6.2)	2.13	2.16	2.25	1.74	2.01	2.68	2.87	1.91	13.96	16
Dewata	1.36	1.42	1.67	1.24	1.27	1.00	1.43	1.98	15.67	7
Selayar	1.46	1.03	1.00	1.82	1.23	2.36	2.45	2.03	18.71	1
Nias	1.47	1.32	1.30	1.79	1.44	2.25	1.00	2.04	15.40	9

Keterangan : G : Gluten, P : Protein, L : Lemak, K : Karbohidrat, K Air : Kadar Air, SK : Serat Kasar, K Abu : Kadar Abu, E : Energi

Nama Stasiun : Gantinga Kabupaten Jeneponto Sulawesi Selatan
 Lintang : 5°36'52.4" LS
 Bujur : 119°46'30.7" BT

Tabel Lampiran 6. Data iklim Tahun 2019

Bulan	Suhu (°C)	Kelembaban (%)	Curah hujan (mm)	Lama penyinaran (%)
Januari	26.0	91	414.0	29
Februari	25.2	92	110.0	49
Maret	26.7	90	171.0	42
April	26.7	90	64.0	42
Mei	26.6	89	2.0	59
Juni	25.6	89	84.0	53
Juli	25.4	87	16.0	62
Agustus	26.2	87	0.0	72
September	26.7	86	0.0	77
Oktober	28.0	89	0.0	54
November	27.9	86	0.0	58
Desember	27.8	86	142.0	32
Rata-rata	26.6	88.5	53.5	52.4

Sumber Balai Besar Wilayah Sungai Pompengan-Jeneberang

Nama Stasiun : Minangkabau Kabupaten Padang Pariaman Sumatera Barat
 Lintang : 0^o46'42 LS
 Bujur : 100^o18'23"BT

Tabel Lampiran 7. Data iklim Tahun 2019

Bulan	Suhu (°C)	Kelembaban (%)	Curah hujan (mm)
Januari	25.0	86	26.0
Februari	26.0	86	14.0
Maret	26.0	87	21.0
April	26.0	88	19.0
Mei	26.3	86	13.0
Juni	25.7	88	18.0
Juli	25.5	87	15.0
Agustus	25.0	88	13.0
September	25.0	88	21.0
Oktober	24.8	90	28.0
November	25.7	88	10.0
Desember	25.7	88	26.0
Rata-rata	25.6	87.5	18.0


Sumber BMKG Sumatera Barat



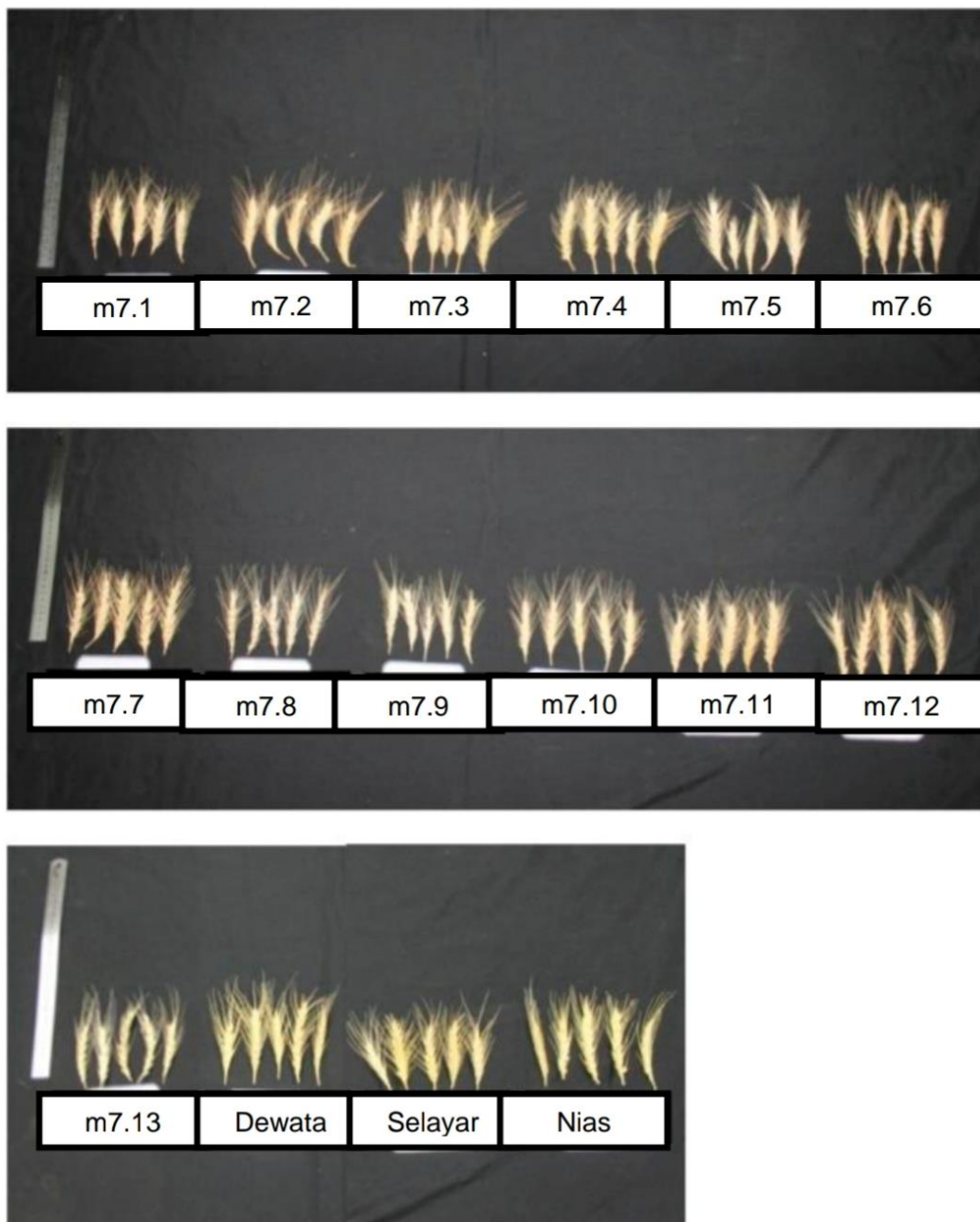
Gambar Lampiran 1. Keadaan Tanaman Gandum Lokasi Kelara 52 Hst



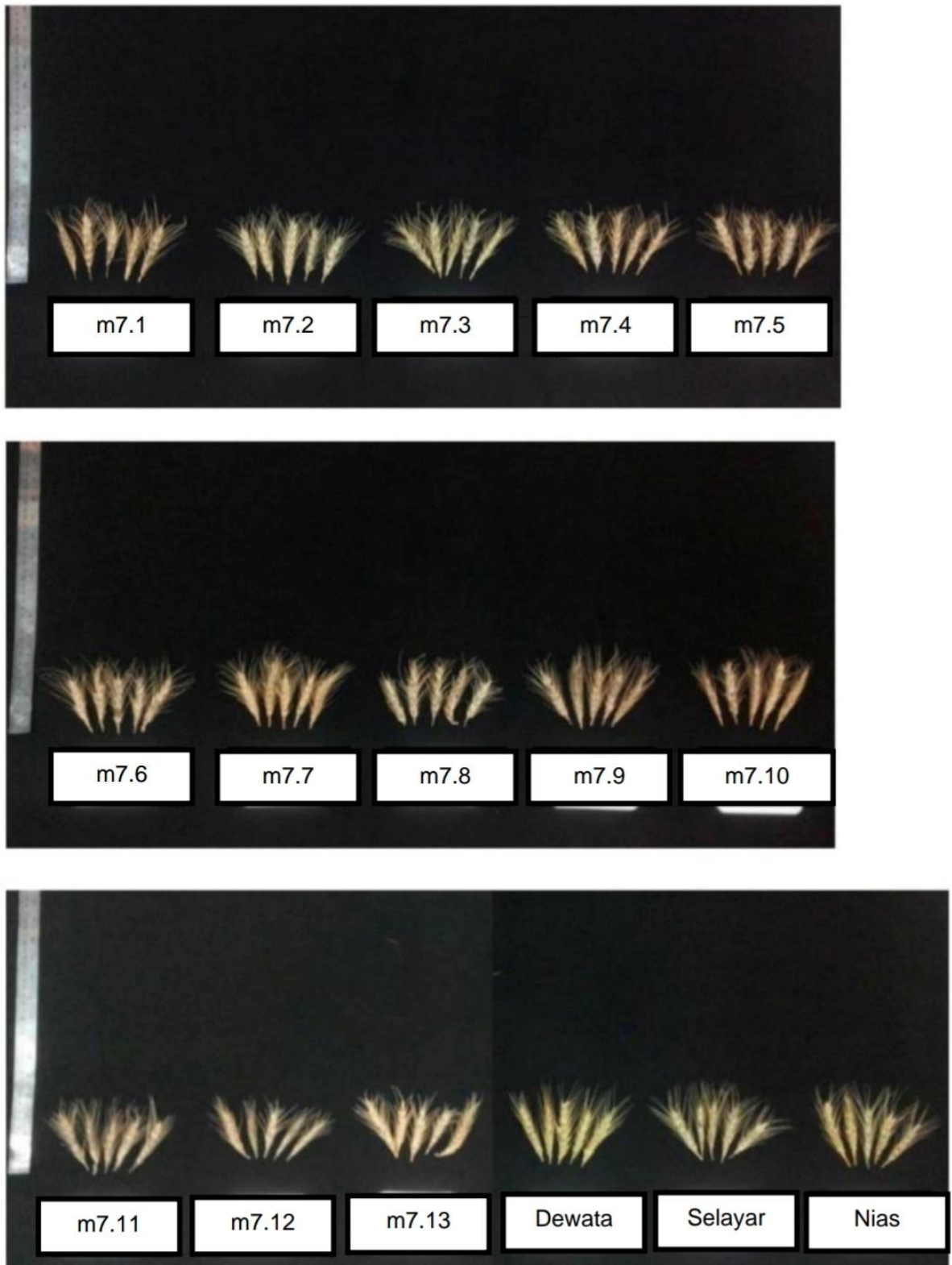
Gambar Lampiran 2. Keadaan Tanaman Gandum Lokasi Batusangkar 70 Hst



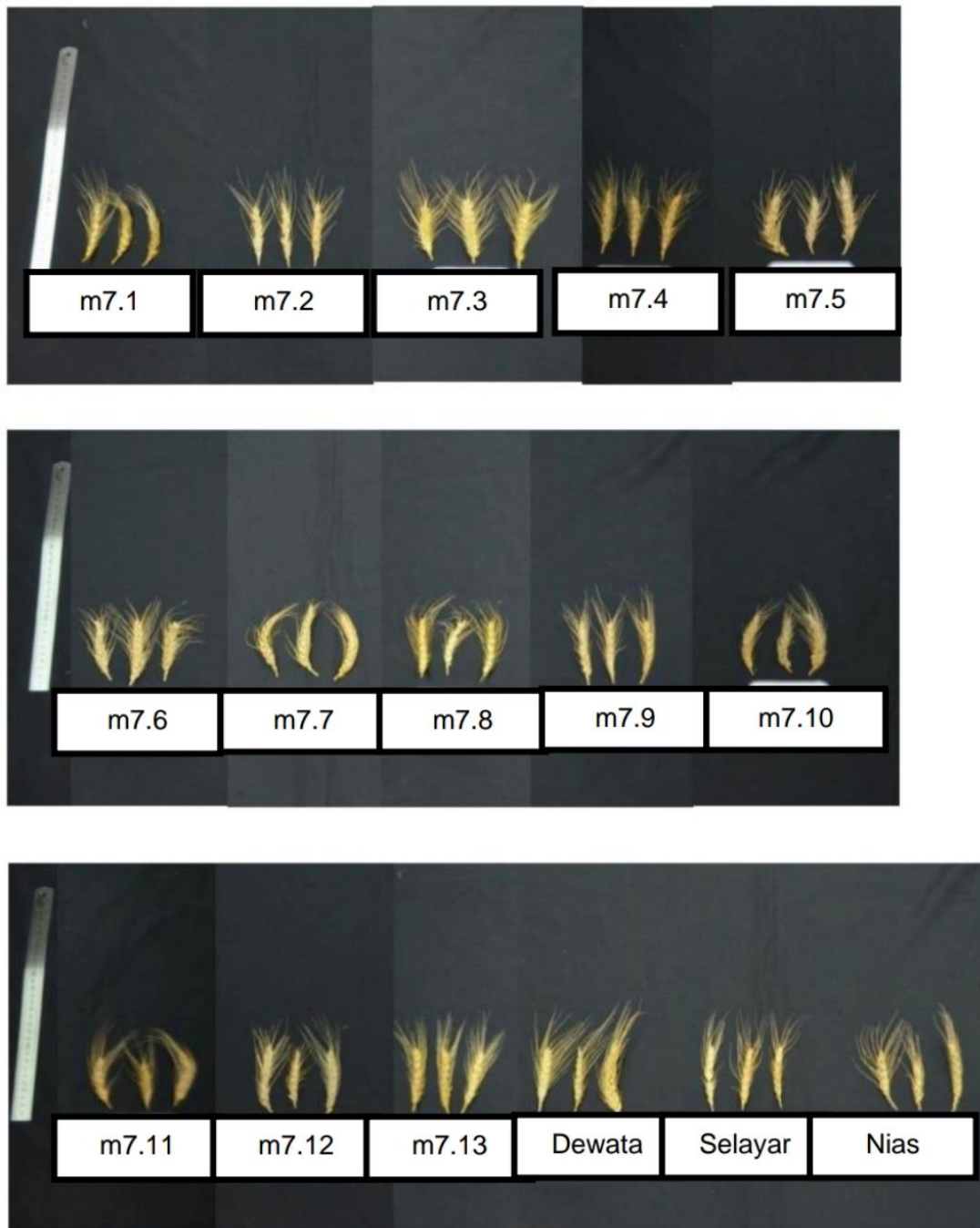
Gambar Lampiran 3. Keadaan Tanaman Gandum Lokasi Rumbia 85 Hst



Gambar Lampiran 4. Penampilan Malai Gandum lokasi Kelara



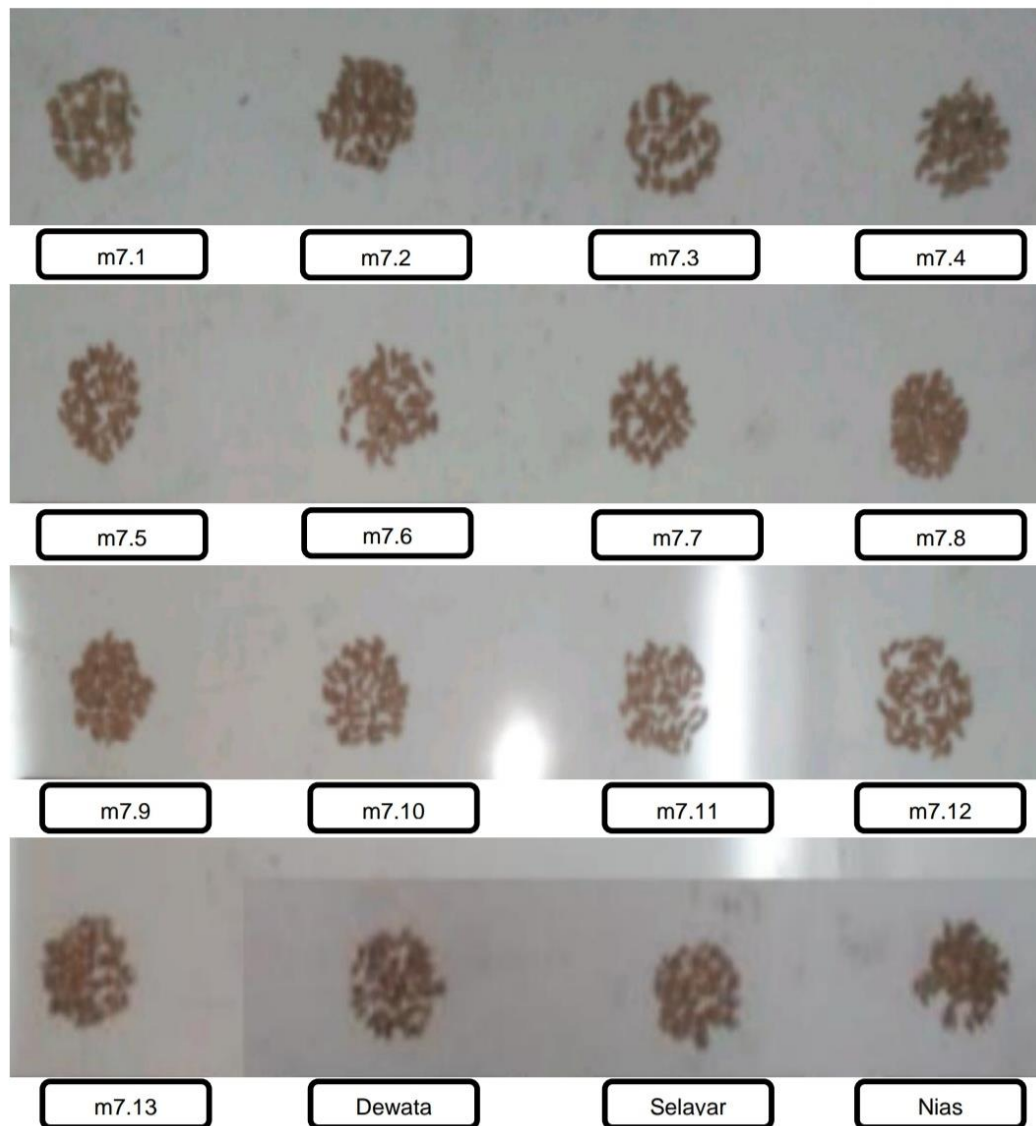
Gambar Lampiran 5. Penampilan Malai Gandum Lokasi Batusangkar




Gambar Lampiran 6. Penampilan Malai Gandum Lokasi Rumbia



Gambar Lampiran 7. Penampilan Biji Gandum Lokasi Kelara



Gambar Lampiran 8. Penampilan Biji Gandum Lokasi Batusangkar



Gambar Lampiran 9. Penampilan Biji Gandum Lokasi Rumbia