

DAFTAR PUSTAKA

- Ahmadizadeh, M., Vispo, N. A. and Singh, R. K. 2016. Reproductive Stage Salinity Tolerance in Rice: A Complex Trait to Phenotype. *Ind J Plant Physiol.* 21(4):1-11.
- Al-Tamimi, N., Brien, C., Oakey, H., Berger, B., and Saade, S. 2016. Salinity Tolerance Loci Revealed in Rice Using High-Throughput Noninvasive Phenotyping. *Nat. Commun.* 7(3):342.
- An, N., Palmer, C.M., Baker, R.L., Markelz, R.J.C., Ta, J., and Covington, M.F. 2016. Plant High-Throughput Phenotyping Using Photogrammetry and Imaging Techniques to Measure Leaf Length and Rosette Area. *Computers and Electronics in Agriculture.* 12(7):376–394
- Anshori, M. F. 2018. Karakterisasi dan Seleksi Galur-Galur Padi (*Oryza sativa* L.) Dihaploid Adaptif Cekaman Salinitas [tesis]. Bogor (ID): Institut Pertanian Bogor.
- Anshori, M. F. 2019. Perakitan Galur-Galur Dihaploid (*Oryza sativa* L.) Toleran dan Adaptif Cekaman Salinitas. *Disertasi.* Bogor (ID): Institut Pertanian Bogor.
- Anshori, M. F., Purwoko, B. S., Dewi, I. S, Ardie, S. W, dan Suwarno, W. B. 2018. Heritabilitas, Karakterisasi, dan Analisis *Clustergram* Galur-Galur Padi Dihaploid Hasil Kultur Antera. *J Agron Indonesia.* 46(2): 119-125
- Anshori, M. F., Purwoko, B. S., Dewi, I. S., Ardie, S. W. and Suwarno, W.B. 2018. Determination of Selection Criteria for Screening of Rice Genotypes for Salinity Tolerance. *SABRAO J Breed Genet.* 50(3):279-294.
- Anshori, M. F., Purwoko, BS., Dewi, IS., Ardie, SW., and Suwarno, WB. 2018. Determination of Selection Criteria for Screening of Rice Genotypes for Salinity Tolerance. *SABRAO J Breed Genet.* 5(3):279-294.
- Arifiani, F. N., Kurniasih, B., dan Rogomulyo, R. (2018). Pengaruh Bahan Organik terhadap Pertumbuhan dan Hasil Padi (*Oryza sativa* L.) Tercekam Salinitas. *Vegetalika,* 7(3):30-40.
- Arifuddin, M. 2021. Pengembangan Metode Penapisan Hidroponik *Deep Flow Technique* (DFT) Padi (*Oryza sativa* L.) Toleran Cekaman Salinitas Berdasarkan Karakter Morfofisiologi. *Skripsi.* Fakultas Pertanian. Universitas Hasanuddin.

- Asaari, M. S. M. 2019. Analysis of Hyperspectral Images for Detection of Drought Stress and Recovery in Maize Plants in a High Throughput. *Phenotyping Platform*. 162(3): 749–58.
- Asian Development Bank. 2009. *The Economics of Climate Change in Southeast Asia: a Regional Review*. Manila (PH): Asian Development Bank.
- Atieno and Langridge. 2017. Exploring Genetic Variation for Salinity Tolerance in Chickpea using Image based Phenotyping. *Scientific Reports*. 7(1):300.
- Atlin, G.N., Cairns, J.E. and Das, B. 2017 Rapid Breeding and Varietal Replacement are Critical to Adaptation of Cropping Systems in the Developing World to Climate Change. *Global Food Security*. 1(2):31–37.
- Azrie, D.,A Qadir dan F.C. Suwarno. 2015. Pengujian Toleran Genotipe Padi (*Oryza sativa*) terhadap Salinitas pada Stadia Perkecambahan. *Buletin Agrohorti*. 3(3):377-386.
- Badan Pusat Statistik. 2021. Available <https://bps.go.id/pressrelease/Bates>, I. S. 1973. Rapid Determination of Free Proline for Water Stress Studies. *Plant and Soil*. 3(9):205–207.
- Beauchêne, K. 2019. Management and Characterization of Abiotic Stress via Phénofield® a High-Throughput Field Phenotyping Platform. *Frontiers in Plant Science*. 10(7):1–17.
- Begna, T. 2022. Speed Breeding to Accelerate Crop Improvement. *Journal of Agricultural Science and Food Technology* 8(2):178-186.
- Das Choudhury, S., Bashyam. S., Qiu. Y., Samal. A., and Awada. T. 2018. Holistic and Component Plant Phenotyping Using Temporal Image Sequence. *Plant Methods*. 3(5):13
- Diaguna R, Suwarno FC, Surahman M, and Suwarno. 2017. Testing Method for Salinity Tolerance at Germination Stage on Rice Genotypes. *Int J Appl Sci Technol*. 7(3): 69-76
- Djazuli, M. 2010. Pengaruh cekaman kekeringan terhadap pertumbuhan dan beberapa karakter morfo-fisiologis tanaman nilam. *Bul. Littro*. 21(1):8-17.
- Djufry, F., Sudarsono dan M. S. Lestari 2011. Tingkat Toleransi beberapa Galur Harapan Padi pada Kondisi Salinitas di Lahan Rawa Pasang Surut. *J. Agrivigor*. 10 (2) : 196-207
- Fahlgren N., Feldman M., Gehan M.A., Wilson M.S., Shyu C., Bryant D.W., Hill S.T., McEntee C.J, Warnasooriya S.N., Kumar I., Ficor T., Turnipseed S., Gilbert K.B., Brutnell T.P., Carrington J.C., Mockler T.C., and Baxter I. 2015.

- A Versatile Phenotyping System and Analytics Platform Reveals Diverse Temporal Responses to Water Availability in *Setaria*. 8(8):1520–1535.
- Faisal, S., Mujtaba, S. M., Asma, and Mahboob, W. 2019. Polyethylene Glycol Mediated Osmotic Stress Impacts on Growth and Biochemical Aspects of Wheat (*Triticum aestivum* L.). *J. Crop Sci. Biotechnol* 2(2): 213-223.
- Faqeerzada, Mohammad Akbar, Eunsoo Park, Byoung-Kwan Cho, Mohammad Kamran Omari, Jayoung Lee, and Rahul Joshi. 2020. “Digital Image-Based Plant Phenotyping: A Review Spectroscopy View Project Digital Image-Based Plant Phenotyping: A Review.” *Agricultural Science Korean Journal of Agricultural Science*.
- Hadi, R.A. 2019. Pengaruh Konsentrasi Giberelin (Ga₃) terhadap Perkecambahan Beberapa Varietas Padi Sawah pada Cekaman Salinitas Tinggi. *Agroscript*. 1(2): 89-100.
- Haq, T. U., Akhtar, J., Nawaz, S., and Ahmad, R. 2009. Morpho-Physiological Response of Rice (*Oryza sativa* L.) Varieties to Salinity Stress. *Pak J Bot*. 41(6):43-56.
- Ismail, A. M., Platten, J. D., and Miro, B. 2013. Physiological Bases of Tolerance of Abiotic Stresses in Rice and Mechanisms of Adaptation. *Oryza*. 50(2):91-99.
- Jalil, M., Sakdiah, H., Deviana, E., dan Akbar, I. (2018). Pertumbuhan dan Produksi Beberapa Varietas Padi (*Oryza sativa* L) pada Berbagai Tingkat Salinitas. *Jurnal Agrotek Lestari*. 2(2):71-72.
- Janni. M., Nicola. C., Manuele. B., Nunzio. B., Angelo. P., Stephan. S., Filippo. V., Donatella. D., Francesco. C., Nelson. M., Domenico. P., Salvatore. I., and Andrea. Z. 2019. In Vivo Phenotyping for the Early Detection of Drought Stress in Tomato. *Plant Phenomics*. 9(10):61-82.
- Kranto S., Chankaew S., Monkham T., Theerakulpisut P., and Sanitchon J. 2016. Evaluation for Salt Tolerance in Rice Using Multiple Screening Methods. *J Agr Sci Tech*. (18):1921-1931.
- Krismiratsih, F., Sugeng, W., dan Slamerto. 2020. Cekaman Garam NaCl dan Teknik Aplikasi Azolla pada Tanaman Padi. *Jurnal Ilmu Pertanian Indonesia*. 25 (3): 349-355
- Kuska, M.T., Behmann, J., Grobkinsky, D.K., Roitsch, T., and Mahlein, AK. 2018. Screening of Barley Resistance Against Powdery Mildew by Simultaneous

- High-Throughput Enzyme Activity Signature Profiling and Multispectral Imaging. *Front. Plant Sci.* (9):10-74.
- Laraswati, A., Rusnadi P., Farid M., Nasaruddin N., Anshori, M, F., Amin N., and Andi, I, S. 2021. Image Based-Fenotyping and Selection Index Based on Multivariat Analysis for Rice Hydroponic Screening Under Drought Stress. *Plant Breed. Biotech.* 9 (4):272-286.
- Lee, U., Chang, S., Putra, G. A., Kim, H., and Kim, D. H. 2018. An Automated, High-Throughput Plant Phenotyping System Using Machine Learning-Based Plant Segmentation and Image Analysis. *Plos ONE.* 13(4): 1–17.
- Lenaerts, B., Collard, B.C. and Demont, M. 2019. Improving Global Food Security Through Accelerated Plant Breeding. *Plant Science.* 28(7):110-207.
- Lenaerts, B., Collard, B.C., de Mey, Y. and Demont, M. 2019. Global Survey Data On Rice Breeders' Characteristics and Willingness to Adopt Alternative Breeding Methods. *Data in Brief.* 2(3):103-782.
- Mahmood A. 2009. A New Rapid and Simple Method of Screening Wheat Plants at Early Stage of Growth for Salinity Tolerance. *Pak J Bot.* 41(1):255-262.
- Major, J. E., Mosseler, J. W. and S. Heartz. 2017. Salinity Tolerance of Three Salix Species : Survival, Biomass Yield and Allocation, and Biochemical Efficiencies. *Biomass and Bioenergy.* 10(5):10-22.
- Mohamadi, R. M. 2017. Nanoparticle-mediated Binning and Profiling of Heterogeneous Circulating Tumor Cell Subpopulations. *Angew. Chem. Int. Ed.* 5(4):139–143
- Mondal, S., and Borromeo, T. H. 2016. Screening of Salinity Tolerance of Rice at Early Seedling Stage. *Journal Bioscience Agriculture Res* 10(1): 843-847.
- Munns, R., and Tester, M., 2008. Mechanism of Salinity Tolerance. *Annu. Rev. Plant Biol.* 5(9):651-681.
- Munns, R., James, R. A., Sirault, X. R., Furbank, R. T., and Jones, H. G. 2010. New Phenotyping Methods for Screening Wheat and Barley for Beneficial Responses to Water Deficit. *Journal of Experimental Botany.* 61(13):3499-3507.
- Muttaqien, M. I., dan Rahmawati, D. 2019. Karakter Kualitatif Dan Kuantitatif Beberapa Varietas Padi (*Oryza sativa* L.) terhadap Cekaman Salinitas (NaCl). *Agriprima, Journal of Applied Agricultural Sciences*, 3(1), 42-53.
- Nagatoshi, Y., and Fujita, Y. 2019. Accelerating Soybean Breeding in a CO₂ Supplemented Growth Chamber. *Plant Cell Physiol* 6(5):77-84.

- Nasrudin, and B. Kurniasih. 2018. Growth and Yield of Inpari 29 Rice Varieties on Raised-Bed and Different Depths of Sunken-Bed in Saline Field. *Agricultural Science*. 3(3): 135–145.
- Pandey, V. and Shukla, A. 2015. Acclimation and Tolerance Strategies of Rice under Drought Stress. *Rice Science*. 22(4): 147-161.
- Pratab A., Gupta S., Nair RM., Gupta SK., Schafleitner R., Basu PS., Singh CM., Prajapati U., Gupta AK., Nayyar H., Mishra AK. and Baek K. 2019. Using Plant Phenomics to Exploit the Gains of Genomics. *Agronomy*. 9 (3): 1-25.
- Purwaningrahayu, R. D. 2016. Karakter Morfologifisiologi dan Agronomi Kedelai Toleran Salinitas. *Iptek Tanaman Pangan*. 11 (1) : 35-48.
- Rachman, A., Dariah, A., dan Sutanto, S. 2018. *Pengelolaan Sawah Salin Berdasar Garam Tinggi*. Jakarta: Balai Penelitian dan Pengembangan Pertanian.
- Rana, M.M., Takamatsu T., Baslam, M., and Kaneko, K. 2019. Salt Tolerance Improvement in Rice through Efficient SNP Marker-Assisted Selection Coupled with Speed-Breeding. *International Journal of Molecular Sciences* 20(2):25-85.
- Reddy, I.N.B.L., Kim, B., Yoon, I., Kim, K. and Kwon, T. 2017. Salt Tolerance in Rice: Focus on Mechanisms and Approaches. *Rice Sci*. 24:123-144.
- Safitri, H., Purwoko, B.S., Dewi, I.S., and Ardie, S.W. 2016. Morphophysiological Response of Rice Genotypes Grown Under Saline Conditions. *J ISSAAS*. 22(1):52-63.
- Safitri, H., Purwoko, B.S., Dewi, I.S., dan Ardie, S.W. 2017. Toleransi Beberapa Genotipe Padi terhadap Salinitas pada Fase Bibit. *Journal of Agricultural Science*. 18(2): 63-68.
- Samineni, S., Siddique, K. H. M., Gaur P. M., and Colmer., T. D. 2011. Salt Sensitivity of the Vegetative and Reproductive Stages in Chickpea (*Cicer arietinum* L.): Podding is a Particularly Sensitive Stage. *Environ Exp Bot*. 7(1):260-268.
- Sankar, P. D., Saleh, M. and Selvaraj, C. 2011. Rice Breeding for Salt Tolerance. *Res Biotech*. 2(2):1-10.
- Sen, T.T.H. 2017. Salinity Effect at Seedling and Flowering Stages of Some Rice Lines and Varieties (*Oryza sativa* L.). *Journal Agriculture Science Technology A and B Hue Uni. Journa Science* 12(7):32-39.

- Siddiqui, Z.S. 2014. Phenotyping of Rice in Salt Stress Environment Using High-Throughput Infrared Imaging. *Acta Botanica Croatica* 73(1): 58–149
- Singh, R. K., and Flowers, T. J. 2011. Physiology and Molecular Biology of the Effects of Salinity on Rice. Di dalam: M Pessaraki, editor. *Handbook of Plant and Crop Stress* 3rd edn. Boca Raton, FL (US): CRC Press, Taylor & Francis Group. 14(5):899–939.
- Sitairesmi, T., Wening, A. T., Rakhmi, N. dan Susanto, U. 2013 Pemanfaatan Plasma Nutfah Padi Varietas Lokal dalam Perakitan Varietas Unggul. *Iptek Tanaman Pangan*. 8 (1) : 22-30.
- Suhartini, T. dan Harjosudarmo, T. Z. P. 2017. Toleran Plasma Nutfah Padi Lokal Terhadap Salinitas. *Bul. Plasma Nutfah*. 23 (1) : 51-58.
- Suroso, D. S. A., Hadi, T. W., Latief, H., Sofian, I., Kasih, A., and Riawan, E. 2010. Study on Patterns of Vulnerability on Coastal Zone of Indonesia [laporan penelitian]. Bandung (ID): Institut Teknologi Bandung.
- Syafii, M., Haidar, R., Airlanggia F, T., dan Janan N, N, I. 2021. Review Teknologi Simple Phenotyping sebagai Database Pengembangan Robot Pendeteksi dan Pemupuk Nitrogen Padi. *Journal of Science and Technology*. 14(2): 175-182
- Tester, M., and Davenport, R. 2008. Na⁺ Tolerant and Na⁺ Transport in Higher Plants. *Annals Bot.* 9(1):503-527.
- Thorat, and Raut, S.M. 2018. “Responses of Rice under Salinity Stress : A Review.” *International Journal of Chemical Studies*. 6(4):47-144.
- Titov, S., Bhowmik, S.K., Islam, M.M., Siddika, A., Sultana, S., and Haque, M. 2009. Phenotypic and Genotypic Screening of Rice Genotypes at Seedling Stage for Salt Tolerance. *Revista UDO Agricola*. 9(4):770-775.
- Tubur H.W., M.A. Chozin, E. Santosa, dan A. Junaedi. 2012. Respon agronomi varietas padi terhadap periode kekeringan pada sistem sawah. *J.Agron. Indonesia* 40(3):167-173.
- Utama, M. Z. H. 2015. *Budidaya Padi pada Lahan Marjinal*. Yogyakarta.
- Wheeler, T. and Von Braun, J. 2013. Climate change impacts on global food security. 3(5):508–513.
- Widawati, M., and Prasetyowati, H. 2016. Effectivity of beta vulgaris L. Extract with various solvent fractions to Aedes aegypti Larval Mortality. *Aspirator*. 4(2):59-63.

- Zannati, A.,U. Widyastuti dan S. Nugroho. 2015. Skrining Salinitas Padi Mutan Inersi Pembawa *Activation-Tagging* pada Fase Perkecambahan. *Penelitian Pertanian Tanaman Pangan*. 34 (2) : 105-112.
- Zeng, L., Shannon, M. C., and Lesch, S. M. 2001. Timing of Salinity Stress Affect Rice Growth and Yield Components. *Agric Water Management*. 4(8):191-206.
- Zhuang, S., Wang, P., Jiang, B. and Gong, Z. 2017. Early Detection of Water Stress in Maize Based on Digital Images. *Computers and Electronics in Agriculture*. 1(4):461–468.

LAMPIRAN

Tabel Lampiran 1. Deskripsi varietas Jeliteng

Asal persilangan	: Ketan Hitam / Pandan Wangi Cianjur
Golongan	: Cere
Umur tanaman	: ± 113 hari
Bentuk tanaman	: Tegak
Tinggi tanaman	: ± 106 cm
Daun Bendera	: Tegak
Bentuk gabah	: Ramping
Warna gabah	: Kuning jerami
Kerontokan	: Sedang
Kerebahan	: Tahan rebah
Tekstur nasi	: Pulen
Kadar amilosa	: 19,6%
Berat 1000 butir	: ± 24,4 gram
Rata-rata hasil	: ± 6,18 ton/ha
Potensi hasil	: ± 9,87 ton/ha
Ketahanan terhadap hama	: Agak tahan WBC 1, agak rentan WBC 2 dan 3
Ketahanan terhadap penyakit	: Tahan HDB IV, agak tahan HDB III dan VIII, tahan blas ras 033 dan 073, agak tahan blas 133 dan 073, rentan tungro
Anjuran tanam	: Baik ditanam untuk lahan sawah irigasi pada ketinggian 0-600 mdpl
Pemulia	: Heni Safitri, Buang Abdullah, Sularjo, Cahyono
Tahun dilepas	: 2019
SK menteri	: 167/HK.540/C/01/2019

Sumber: Balai Besar Penelitian Tanaman Padi 2020

Tabel Lampiran 2. Deskripsi varietas Pokkali

Bentuk tanaman	: Tall
Tinggi tanaman	: 160-200 cm
Bentuk gabah	: Tebal sedang hingga panjang
Warna gabah	: Kemerahan
Kerontokan	: Sedang
Kerebahan	: Rentan
Tekstur nasi	: Pulen
Kadar amilosa	: 20-27,7%
Rata-rata hasil	: 1000-1500 kg/ha

Sumber: Balai Besar Penelitian Tanaman Padi 2020

Tabel Lampiran 3. Deskripsi varietas Ciherang

Asal seleksi	: IR18349-53-1-3-1-3/3*IR19661-131-3-3//4*IR64
Umur tanaman	: 116-125 hari
Bentuk tanaman	: Tegak
Tinggi tanaman	: 107-115 cm
Daun Bendera	: Tegak
Bentuk gabah	: Panjang ramping
Warna gabah	: Kuning bersih
Kerontokan	: Sedang
Kerebahan	: Sedang
Tekstur nasi	: Pulen
Kadar amilosa	: 23%
Indeks glikemik	: 54,9
Berat 1000 butir	: 27-28 gram
Rata-rata hasil	: 5-7 t/ha
Ketahanan terhadap hama	: Tahan terhadap wereng batang coklat hama biotipe 2 dan 3
Ketahanan terhadap penyakit	: Tahan terhadap hawar daun bakteri patotipe III dan IV
Anjuran tanam	: Baik ditanam pada musim penghujan dan kemarau dengan ketinggian dibawah 500 mdpl
Pemulia	: Tarjat T., Z. Simanulang, E. Sumadi, dan Aan A. Daradjat
Tahun dilepas	: 2000

Sumber: Balai Besar Penelitian Tanaman Padi 2020

Tabel Lampiran 4a. Tinggi Tanaman (cm)

S	V	Ulangan			Total	Rata-rata
		I	II	III		
S0	V1	88.00	89.00	82.00	259.00	86.33
	V2	86.00	95.00	77.00	258.00	86.00
	V3	102.00	90.00	101.00	293.00	97.67
	V4	123.00	126.00	110.00	359.00	119.67
	V5	76.00	88.00	90.00	254.00	84.67
	V6	98.00	104.00	106.00	308.00	102.67
	V7	96.00	101.00	105.00	302.00	100.67
	V8	95.00	83.00	100.00	278.00	92.67
Sub Total		764.00	776.00	771.00	2311.00	96.29
S1	V1	79.00	66.00	88.00	233.00	77.67
	V2	74.00	82.00	68.00	224.00	74.00
	V3	99.00	92.00	89.00	280.00	93.33
	V4	92.00	89.00	101.00	282.00	94.00
	V5	82.00	79.00	94.00	255.00	85.00
	V6	93.00	89.00	77.00	259.00	86.33
	V7	93.00	83.00	78.00	254.00	84.67
	V8	82.00	95.00	83.00	260.00	86.67
Sub Total		693.00	675.00	677.00	2047.00	85.21
S2	V1	68.00	74.00	86.00	228.00	76.00
	V2	82.00	76.00	68.00	226.00	75.33
	V3	79.00	80.00	68.00	227.00	75.67
	V4	76.00	81.00	69.00	226.00	75.33
	V5	64.00	80.00	79.00	223.00	74.33
	V6	82.00	63.00	78.00	223.00	74.33
	V7	73.00	85.00	63.00	221.00	73.67
	V8	85.00	78.00	69.00	232.00	77.33
Sub Total		609.00	617.00	580.00	1806.00	75.25
Total		2067.00	2068.00	2029.00	6162.00	85.58

Tabel Lampiran 4b. Sidik Ragam Tinggi Tanaman

SK	DB	JK	KT	F. HITUNG	F.TABEL		
					0.05	0.01	
Ulangan	2	41.19	20.60	0.93	tn	6.94	18.00
S	2	5316.69	2658.35	119.85	**	6.94	18.00
Galat (s)	4	88.72	22.18				
V	7	2060.44	294.35	4.48	**	2.24	3.10
S X V	14	1796.64	128.33	1.95	*	1.94	2.54
Galat (v)	42	2757.42	65.65				
Total	71	12061.11	169.87				

KK (s) 5.50%
 KK (v) 9.46%

Keterangan : tn : Tidak Berpengaruh Nyata
 * : Berpengaruh Nyata

Tabel Lampiran 5a. Jumlah Daun (helai)

S	V	Ulangan			Total	Rata-rata
		I	II	III		
S0	V1	16.00	14.00	12.00	42.00	14.00
	V2	13.00	10.00	12.00	35.00	11.67
	V3	11.00	13.00	10.00	34.00	11.33
	V4	15.00	14.00	17.00	46.00	15.33
	V5	17.00	15.00	16.00	48.00	16.00
	V6	14.00	12.50	13.00	39.50	13.17
	V7	12.00	13.50	11.50	37.00	12.33
	V8	11.00	9.00	10.00	30.00	10.00
Sub Total		109.00	101.00	101.50	311.50	12.98
S1	V1	9.50	8.00	10.00	27.50	9.17
	V2	8.00	7.50	8.00	23.50	7.83
	V3	7.50	8.50	7.00	23.00	7.67
	V4	10.00	8.50	8.00	26.50	8.83
	V5	8.50	9.00	9.50	27.00	9.00
	V6	7.50	8.50	8.00	24.00	8.00
	V7	8.00	8.50	7.50	24.00	8.00
	V8	7.50	7.00	8.00	22.50	7.50
Sub Total		66.50	84.50	81.50	243.50	10.15
S2	V1	8.00	7.00	7.50	22.50	7.50
	V2	7.00	6.50	7.50	21.00	7.00
	V3	6.00	7.50	6.50	20.00	6.67
	V4	6.00	7.00	7.50	20.50	6.83
	V5	7.50	8.50	8.00	24.00	8.00
	V6	6.00	6.50	7.00	19.50	6.50
	V7	6.50	6.00	6.00	18.50	6.17
	V8	7.50	6.50	6.00	20.00	6.67
Sub Total		54.50	55.50	69.50	166.00	6.92
Total		230.00	222.00	223.50	675.50	9.38

Tabel Lampiran 5b. Sidik Ragam Jumlah Daun

SK	DB	JK	KT	F. HITUNG		F.TABEL	
						0.05	0.01
Ulangan	2	1.51	0.75	0.81	tn	6.94	18.00
S	2	487.17	243.59	261.77	**	6.94	18.00
Galat (s)	4	3.72	0.93				
V	7	63.91	9.13	10.24	**	2.24	3.10
S X V	14	40.49	2.89	3.24	*	1.94	2.54
Galat (v)	42	37.44	0.89				
Total	71	634.25					

KK (s) 10.28%

KK (v) 10.06%

Keterangan : tn : Tidak Berpengaruh Nyata

** : Berpengaruh Sangat Nyata

* : Berpengaruh Nyata

Tabel Lampiran 6a. Jumlah Anakan (batang)

S	V	Ulangan			Total	Rata-rata
		I	II	III		
S0	V1	2.00	1.50	1.50	5.00	1.67
	V2	2.00	1.50	2.00	5.50	1.83
	V3	2.00	1.50	1.50	5.00	1.67
	V4	1.50	1.50	1.50	4.50	1.50
	V5	2.00	2.00	2.00	6.00	2.00
	V6	2.00	1.50	1.50	5.00	1.67
	V7	1.50	1.50	2.00	5.00	1.67
	V8	1.00	1.00	1.00	3.00	1.00
Sub Total		14.00	12.00	13.00	39.00	1.63
S1	V1	1.00	1.00	1.00	3.00	1.00
	V2	1.50	1.50	1.00	4.00	1.33
	V3	1.50	1.00	1.00	3.50	1.17
	V4	1.00	1.00	1.00	3.00	1.00
	V5	1.50	1.50	1.50	4.50	1.50
	V6	1.00	1.50	1.00	3.50	1.17
	V7	1.50	1.50	1.50	4.50	1.50
	V8	1.00	1.00	1.00	3.00	1.00
Sub Total		10.00	10.00	9.00	29.00	1.21
S2	V1	1.00	1.00	1.00	3.00	1.00
	V2	1.00	1.00	1.00	3.00	1.00
	V3	1.00	1.00	1.00	3.00	1.00
	V4	1.00	1.00	1.00	3.00	1.00
	V5	1.00	1.00	1.00	3.00	1.00
	V6	1.00	1.00	1.00	3.00	1.00
	V7	1.00	1.00	1.00	3.00	1.00
	V8	1.00	1.00	1.00	3.00	1.00
Sub Total		8.00	8.00	8.00	24.00	1.00
Total		32.00	30.00	30.00	92.00	1.28

Tabel Lampiran 6b. Sidik Ragam Jumlah Anakan

SK	DB	JK	KT	F. HITUNG	F.TABEL		
					0.05	0.01	
Ulangan	2	0.11	0.06	1.00	tn	6.94	18.00
S	2	4.86	2.43	43.75	**	6.94	18.00
Galat (s)	4	0.22	0.06				
V	7	1.50	0.21	9.00	**	2.24	3.10
S X V	14	1.25	0.09	3.75	**	1.94	2.54
Galat (v)	42	1.00	0.02				
Total	71	8.94	0.13				

KK (a) 18.45%

KK (b) 12.08%

Keterangan : tn : Tidak Berpengaruh Nyata

** : Berpengaruh Sangat Nyata

Tabel Lampiran 7a. Indeks Klorofil a ($\mu\text{mol.m}^{-2}$)

S	V	Ulangan			Total	Rata-rata
		I	II	III		
S0	V1	252.32	249.04	242.83	744.19	248.06
	V2	266.28	262.27	242.26	770.80	256.93
	V3	257.11	252.86	238.75	748.72	249.57
	V4	261.76	242.26	245.68	749.70	249.90
	V5	253.16	284.48	283.15	820.79	273.60
	V6	252.32	284.48	283.15	819.95	273.32
	V7	251.77	239.34	240.51	731.63	243.88
	V8	257.63	239.93	236.97	734.53	244.84
Sub Total		2052.35	2054.65	2013.31	6120.30	255.01
S1	V1	255.53	236.37	233.94	725.84	241.95
	V2	262.27	243.98	248.48	754.73	251.58
	V3	224.50	212.30	266.28	703.07	234.36
	V4	258.16	236.97	255.00	750.12	250.04
	V5	259.71	245.68	259.71	765.10	255.03
	V6	238.75	244.55	253.93	737.23	245.74
	V7	233.33	217.16	241.68	692.17	230.72
	V8	249.04	211.59	236.97	697.59	232.53
Sub Total		1981.28	1848.59	1995.98	5825.85	242.74
S2	V1	192.63	194.24	198.97	585.85	195.28
	V2	198.97	181.66	216.48	597.12	199.04
	V3	199.75	197.41	191.00	588.16	196.05
	V4	181.66	190.17	199.75	571.59	190.53
	V5	213.70	233.33	219.20	666.23	222.08
	V6	157.74	219.20	226.43	603.37	201.12
	V7	162.88	194.24	215.10	572.22	190.74
	V8	202.80	217.84	205.79	626.43	208.81
Sub Total		1510.14	1628.11	1672.71	4810.96	200.46
Total		5543.76	5531.35	5682.00	16757.12	232.74

Tabel Lampiran 7b. Sidik Ragam Indeks Klorofil a

SK	DB	JK	KT	F. HITUNG		F.TABEL	
						0.05	0.01
Ulangan	2	657.29	328.65	0.46	tn	6.94	18.00
S	2	39726.01	19863.00	28.01	**	6.94	18.00
Galat (s)	4	2836.20	709.05				
V	7	1627.25	232.46	1.23	tn	2.24	3.10
S X V	14	5520.82	394.34	2.09	*	1.94	2.54
Galat (v)	42	7908.57	188.30				
Total	71	58276.15	820.79				

KK (s) 11.44%

KK (v) 5.90%

Keterangan : tn : Tidak Berpengaruh Nyata
 ** : Berpengaruh Sangat Nyata
 * : Berpengaruh Nyata

Tabel Lampiran 8a. Indeks Klorofil b ($\mu\text{mol.m}^{-2}$)

S	V	Ulangan			Total	Rata-rata
		I	II	III		
S0	V1	102.34	100.88	98.19	301.41	100.47
	V2	108.86	106.94	97.94	313.75	104.58
	V3	104.52	102.58	96.47	303.58	101.19
	V4	106.70	97.94	99.41	304.06	101.35
	V5	102.34	118.14	117.43	337.92	112.64
	V6	103.07	118.38	100.39	321.84	107.28
	V7	102.10	96.71	97.21	296.02	98.67
	V8	104.77	96.96	95.73	297.45	99.15
Sub Total		834.70	838.54	802.77	2476.02	103.17
S1	V1	103.80	95.48	94.49	293.77	97.92
	V2	106.94	98.68	100.64	306.25	102.08
	V3	90.76	86.24	108.86	285.86	95.29
	V4	105.01	95.73	103.56	304.29	101.43
	V5	105.73	99.41	105.73	310.88	103.63
	V6	96.47	98.92	103.07	298.46	99.49
	V7	94.24	88.00	97.70	279.94	93.31
	V8	100.88	85.98	95.73	282.59	94.20
Sub Total		803.83	748.45	809.78	2362.05	98.42
S2	V1	79.59	80.11	81.65	241.35	80.45
	V2	81.65	76.22	87.75	245.62	81.87
	V3	81.91	81.14	79.08	242.12	80.71
	V4	76.22	78.82	81.91	236.94	78.98
	V5	86.74	94.24	88.76	269.74	89.91
	V6	69.61	88.76	91.51	249.87	83.29
	V7	70.94	80.11	87.25	238.30	79.43
	V8	82.93	88.25	83.95	255.14	85.05
Sub Total		629.59	667.65	681.85	1979.10	82.46
Total		2268.13	2254.64	2294.40	6817.17	94.68

Tabel Lampiran 8b. Sidik Ragam Indeks Klorofil b

SK	DB	JK	KT	F. HITUNG	F.TABEL		
					0.05	0.01	
Ulangan	2	34.12	17.06	0.13	tn	6.94	18.00
S	2	5646.46	2823.23	21.27	**	6.94	18.00
Galat (s)	4	530.95	132.74				
V	7	290.63	41.52	1.46	tn	2.24	3.10
S X V	14	776.48	55.46	1.95	*	1.94	2.54
Galat (v)	42	1196.04	28.48				
Total	71	8474.69	119.36				

KK (s) 12.17%
 KK (v) 5.64%

Keterangan : tn : Tidak Berpengaruh Nyata
 ** : Berpengaruh Sangat Nyata
 * : Berpengaruh Nyata

Tabel Lampiran 9a. Indeks Klorofil Total ($\mu\text{mol.m}^{-2}$)

S	V	Ulangan			Total	Rata-rata
		I	II	III		
S0	V1	361.97	357.31	348.52	1067.79	355.93
	V2	381.94	376.19	347.70	1105.83	368.61
	V3	368.81	362.74	342.75	1074.30	358.10
	V4	375.46	347.70	352.55	1075.71	358.57
	V5	361.97	408.29	406.35	1176.61	392.20
	V6	364.27	408.93	355.73	1128.93	376.31
	V7	361.20	343.58	345.24	1050.02	350.01
	V8	369.55	344.41	340.24	1054.21	351.40
Sub Total		2945.17	2949.15	2839.08	8733.40	363.89
S1	V1	366.55	339.40	335.99	1041.94	347.31
	V2	376.19	350.14	356.52	1082.85	360.95
	V3	322.77	305.83	381.94	1010.54	336.85
	V4	370.30	340.24	365.79	1076.33	358.78
	V5	372.52	352.55	372.52	1097.60	365.87
	V6	342.75	350.95	364.27	1057.97	352.66
	V7	335.13	312.57	346.88	994.58	331.53
	V8	357.31	304.85	340.24	1002.40	334.13
Sub Total		2843.52	2656.53	2864.16	8364.21	348.51
S2	V1	278.87	281.06	287.52	847.45	282.48
	V2	287.52	264.01	311.62	863.15	287.72
	V3	288.58	285.39	276.65	850.62	283.54
	V4	264.01	275.53	288.58	828.12	276.04
	V5	232.06	315.40	325.47	872.92	290.97
	V6	238.86	281.06	309.71	829.63	276.54
	V7	307.78	335.13	315.40	958.31	319.44
	V8	292.76	313.51	296.87	903.14	301.05
Sub Total		2190.44	2351.10	2411.81	6953.34	289.72
Total		7979.13	7956.77	8115.05	24050.95	334.04

Tabel Lampiran 9b. Sidik Ragam Indeks Klorofil total

SK	DB	JK	KT	F. HITUNG		F.TABEL	
						0.05	0.01
Ulangan	2	611.48	305.74	0.18	tn	6.94	18.00
S	2	73547.01	36773.50	21.30	**	6.94	18.00
Galat (S)	4	6904.72	1726.18				
V	7	2627.20	375.31	1.06	tn	2.24	3.10
S X V	14	9767.11	697.65	1.96	*	1.94	2.54
Galat (V)	42	14939.50	355.70				
Total	71	108397.01	1526.72				

KK (S) 12.44%

KK (V) 5.65%

Keterangan : tn : Tidak Berpengaruh Nyata
 ** : Berpengaruh Sangat Nyata
 * : Berpengaruh Nyata

Tabel Lampiran 10a. Jumlah Anakan Produktif (batang)

S	V	Ulangan			Total	Rata-rata
		I	II	III		
S0	V1	1.00	1.00	1.50	3.50	1.17
	V2	1.50	1.00	1.00	3.50	1.17
	V3	1.50	1.50	1.00	4.00	1.33
	V4	0.00	0.00	1.00	1.00	0.33
	V5	2.00	1.50	1.50	5.00	1.67
	V6	1.50	1.00	1.00	3.50	1.17
	V7	1.00	1.00	1.00	3.00	1.00
	V8	1.00	1.00	1.00	3.00	1.00
Sub Total		9.50	8.00	9.00	26.50	1.10
S1	V1	1.00	1.00	1.00	3.00	1.00
	V2	1.00	1.00	1.00	3.00	1.00
	V3	1.00	1.00	1.00	3.00	1.00
	V4	0.00	0.00	0.00	0.00	0.00
	V5	1.00	1.00	1.00	3.00	1.00
	V6	1.00	1.00	1.00	3.00	1.00
	V7	1.00	1.00	1.00	3.00	1.00
	V8	1.00	1.00	1.00	3.00	1.00
Sub Total		7.00	7.00	7.00	21.00	0.88
S2	V1	0.00	0.00	0.00	0.00	0.00
	V2	0.00	0.00	0.00	0.00	0.00
	V3	0.00	0.00	0.00	0.00	0.00
	V4	0.00	0.00	0.00	0.00	0.00
	V5	0.00	0.00	0.00	0.00	0.00
	V6	0.00	0.00	0.00	0.00	0.00
	V7	0.00	0.00	0.00	0.00	0.00
	V8	0.00	0.00	0.00	0.00	0.00
Sub Total		0.00	0.00	0.00	0.00	0.00
Total		16.50	15.00	16.00	47.50	0.66

Tabel Lampiran 10b. Sidik Ragam Jumlah Anakan Produktif

SK	DB	JK	KT	F. HITUNG	F.TABEL		
					0.05	0.01	
Ulangan	2	0.05	0.02	1.00	tn	6.94	18.00
S	2	16.30	8.15	335.36	**	6.94	18.00
Galat (S)	4	0.10	0.02				
V	7	3.41	0.49	15.12	**	2.24	3.10
S X V	14	2.20	0.16	4.88	**	1.94	2.54
Galat (V)	42	1.35	0.03				
Total	71	23.41	0.33				

KK (S) 23.63%

KK (V) 27.22%

Keterangan : tn : Tidak Berpengaruh Nyata
 ** : Berpengaruh Sangat Nyata

Tabel Lampiran 11a. Panjang Daun Bendera (cm)

S	V	Ulangan			Total	Rata-rata
		I	II	III		
S0	V1	37.50	41.00	41.50	120.00	40.00
	V2	58.00	44.00	42.00	144.00	48.00
	V3	50.00	48.00	45.50	143.50	47.83
	V4	0.00	0.00	24.50	24.50	8.17
	V5	39.00	44.50	34.50	118.00	39.33
	V6	54.50	44.50	42.50	141.50	47.17
	V7	46.00	46.50	67.00	159.50	53.17
	V8	22.00	27.50	24.50	74.00	24.67
Sub Total		307.00	296.00	322.00	925.00	38.54
S1	V1	28.50	28.00	26.00	82.50	27.50
	V2	22.00	29.00	31.50	82.50	27.50
	V3	38.00	36.00	31.00	105.00	35.00
	V4	0.00	0.00	0.00	0.00	0.00
	V5	33.00	32.50	29.50	95.00	31.67
	V6	38.00	33.00	30.50	101.50	33.83
	V7	33.00	34.00	30.50	97.50	32.50
	V8	17.00	23.50	19.00	59.50	19.83
Sub Total		209.50	216.00	198.00	623.50	25.98
S2	V1	0.00	0.00	0.00	0.00	0.00
	V2	0.00	0.00	0.00	0.00	0.00
	V3	0.00	0.00	0.00	0.00	0.00
	V4	0.00	0.00	0.00	0.00	0.00
	V5	0.00	0.00	0.00	0.00	0.00
	V6	0.00	0.00	0.00	0.00	0.00
	V7	0.00	0.00	0.00	0.00	0.00
	V8	0.00	0.00	0.00	0.00	0.00
Sub Total		0.00	0.00	0.00	0.00	0.00
Total		516.50	512.00	520.00	1548.50	21.51

Tabel Lampiran 11b. Sidik Ragam Panjang Daun Bendera

SK	DB	JK	KT	F. HITUNG	F.TABEL		
					0.05	0.01	
Ulangan	2	1.34	0.67	0.04	tn	6.94	18.00
S	2	18545.55	9272.77	598.11	**	6.94	18.00
Galat (S)	4	62.01	15.50				
V	7	4802.08	686.01	26.52	**	2.24	3.10
S X V	14	2749.62	196.40	7.59	**	1.94	2.54
Galat (V)	42	1086.65	25.87				
Total	71	27247.25	383.76				

KK (S) 18.31%

KK (V) 23.65%

Keterangan : tn : Tidak Berpengaruh Nyata

** : Berpengaruh Sangat Nyata

Tabel Lampiran 12a. Umur Berbunga (HST)

S	V	Ulangan			Total	Rata-rata
		I	II	III		
S0	V1	81.00	93.00	91.00	265.00	88.33
	V2	92.00	90.00	93.00	275.00	91.67
	V3	92.00	89.00	80.00	261.00	87.00
	V4	0.00	0.00	102.00	102.00	34.00
	V5	88.00	93.00	85.00	266.00	88.67
	V6	78.00	79.00	78.00	235.00	78.33
	V7	87.00	94.00	86.00	267.00	89.00
	V8	94.00	93.00	90.00	277.00	92.00
Sub Total		612.00	613.00	705.00	1948.00	81.17
S1	V1	100.00	99.00	97.00	296.00	98.67
	V2	104.00	100.00	99.00	303.00	101.00
	V3	101.00	98.00	100.00	299.00	99.67
	V4	0.00	0.00	0.00	0.00	0.00
	V5	97.00	98.00	96.00	291.00	97.00
	V6	99.00	98.00	97.00	288.00	96.00
	V7	103.00	92.00	100.00	300.00	100.00
	V8	100.00	97.00	108.00	314.00	104.00
Sub Total		704.00	690.00	697.00	2091.00	87.13
S2	V1	0.00	0.00	0.00	0.00	0.00
	V2	0.00	0.00	0.00	0.00	0.00
	V3	0.00	0.00	0.00	0.00	0.00
	V4	0.00	0.00	0.00	0.00	0.00
	V5	0.00	0.00	0.00	0.00	0.00
	V6	0.00	0.00	0.00	0.00	0.00
	V7	0.00	0.00	0.00	0.00	0.00
	V8	0.00	0.00	0.00	0.00	0.00
Sub Total		0.00	0.00	0.00	0.00	0.00
Total		1316.00	1321.00	1402.00	4039.00	56.10

Tabel Lampiran 12b. Sidik Ragam Umur Berbunga

SK	DB	JK	KT	F. HITUNG	F.TABEL		
					0.05	0.01	
Ulangan	2	194.19	97.10	0.92	tn	6.94	18.00
S	2	113714.36	56857.18	539.39	**	6.94	18.00
Galat (S)	4	421.64	105.41				
V	7	20907.43	2986.78	18.81	**	2.24	3.10
S X V	14	13275.19	948.23	5.97	**	1.94	2.54
Galat (V)	42	6669.50	158.80				
Total	71	155182.32	2185.67				

KK (S) 18.30%

KK (V) 22.46%

Keterangan : tn : Tidak Berpengaruh Nyata

** : Berpengaruh Sangat Nyata

Tabel Lampiran 13a. Umur Panen (HST)

S	V	Ulangan			Total	Rata-rata
		I	II	III		
S0	V1	105.00	110.00	112.00	327.00	109.00
	V2	108.00	104.00	113.00	325.00	108.33
	V3	106.00	109.00	103.00	318.00	106.00
	V4	0.00	0.00	117.00	117.00	39.00
	V5	102.00	107.00	100.00	309.00	103.00
	V6	98.00	99.00	95.00	292.00	97.33
	V7	107.00	109.00	105.00	321.00	107.00
	V8	109.00	113.00	105.00	327.00	109.00
Sub Total		735.00	751.00	850.00	2336.00	97.33
S1	V1	120.00	119.00	117.00	356.00	118.67
	V2	124.00	121.00	120.00	365.00	121.67
	V3	121.00	118.00	123.00	362.00	120.67
	V4	0.00	0.00	0.00	0.00	0.00
	V5	122.00	124.00	120.00	366.00	122.00
	V6	119.00	121.00	122.00	362.00	120.67
	V7	123.00	121.00	120.00	364.00	121.33
	V8	125.00	126.00	124.00	375.00	125.00
Sub Total		854.00	850.00	846.00	2550.00	106.25
S2	V1	0.00	0.00	0.00	0.00	0.00
	V2	0.00	0.00	0.00	0.00	0.00
	V3	0.00	0.00	0.00	0.00	0.00
	V4	0.00	0.00	0.00	0.00	0.00
	V5	0.00	0.00	0.00	0.00	0.00
	V6	0.00	0.00	0.00	0.00	0.00
	V7	0.00	0.00	0.00	0.00	0.00
	V8	0.00	0.00	0.00	0.00	0.00
Sub Total		0.00	0.00	0.00	0.00	0.00
Total		1589.00	1601.00	1696.00	4886.00	67.86

Tabel Lampiran 13b. Sidik Ragam Umur Panen

SK	DB	JK	KT	F. HITUNG	F.TABEL		
					0.05	0.01	
Ulangan	2	286.36	143.18	0.83	tn	6.94	18.00
S	2	166738.78	83369.39	484.90	**	6.94	18.00
Galat (S)	4	687.72	171.93				
V	7	31102.61	4443.23	22.33	**	2.24	3.10
P X V	14	19658.56	1404.18	7.06	**	1.94	2.54
Galat (V)	42	8356.58	198.97				
Total	71	226830.61	3194.80				

KK (S) 19.32%

KK (V) 20.79%

Keterangan : tn : Tidak Berpengaruh Nyata

** : Berpengaruh Sangat Nyata

Tabel Lampiran 14a. Panjang Malai (cm)

S	V	Ulangan			Total	Rata-rata
		I	II	III		
S0	V1	17.00	16.00	18.00	51.00	17.00
	V2	18.00	16.00	17.00	51.00	17.00
	V3	19.00	21.00	23.00	63.00	21.00
	V4	0.00	0.00	19.00	19.00	6.33
	V5	19.00	15.00	20.00	54.00	18.00
	V6	20.00	19.00	19.00	58.00	19.33
	V7	23.00	16.00	17.00	56.00	18.67
	V8	21.00	15.00	16.00	52.00	17.33
Sub Total		137.00	118.00	149.00	404.00	16.83
S1	V1	15.00	13.00	14.00	42.00	14.00
	V2	14.00	16.00	15.00	45.00	15.00
	V3	17.00	20.00	18.00	55.00	18.33
	V4	0.00	0.00	0.00	0.00	0.00
	V5	16.00	15.00	18.00	49.00	16.33
	V6	18.00	16.00	17.00	51.00	17.00
	V7	18.00	15.00	17.00	50.00	16.67
	V8	17.00	13.00	14.00	44.00	14.67
Sub Total		115.00	108.00	113.00	336.00	14.00
S2	V1	0.00	0.00	0.00	0.00	0.00
	V2	0.00	0.00	0.00	0.00	0.00
	V3	0.00	0.00	0.00	0.00	0.00
	V4	0.00	0.00	0.00	0.00	0.00
	V5	0.00	0.00	0.00	0.00	0.00
	V6	0.00	0.00	0.00	0.00	0.00
	V7	0.00	0.00	0.00	0.00	0.00
	V8	0.00	0.00	0.00	0.00	0.00
Sub Total		0.00	0.00	0.00	0.00	0.00
Total		252.00	226.00	262.00	740.00	10.28

Tabel Lampiran 14b. Sidik Ragam Panjang Malai

SK	DB	JK	KT	F. HITUNG	F.TABEL		
					0.05	0.01	
Ulangan	2	28.78	14.39	1.62	tn	6.94	18.00
S	2	3899.11	1949.56	219.32	**	6.94	18.00
Galat (S)	4	35.56	8.89				
V	7	730.22	104.32	15.59	**	2.24	3.10
S X V	14	399.78	28.56	4.27	**	1.94	2.54
Galat (V)	42	281.00	6.69				
Total	71	5374.44	75.79				

KK (S) 29.01%

KK (V) 25.17%

Keterangan : tn : Tidak Berpengaruh Nyata

** : Berpengaruh Sangat Nyata

Tabel Lampiran 15. Jumlah Gabah Berisi

S	V	Ulangan			Total	Rata-rata
		I	II	III		
S0	V1	0.00	0.00	1.00	1.00	0.33
	V2	3.00	4.00	3.00	10.00	3.33
	V3	14.00	13.00	13.00	40.00	13.33
	V4	0.00	0.00	1.00	1.00	0.33
	V5	13.00	14.00	13.00	40.00	13.33
	V6	8.00	9.00	9.00	26.00	8.67
	V7	16.00	16.00	17.00	49.00	16.33
	V8	3.00	3.00	3.00	9.00	3.00
Sub Total		57.00	59.00	60.00	176.00	7.33
S1	V1	0.00	0.00	0.00	0.00	0.00
	V2	0.00	0.00	2.00	2.00	0.67
	V3	6.00	5.00	5.00	16.00	5.33
	V4	0.00	0.00	0.00	0.00	0.00
	V5	7.00	7.00	7.00	21.00	7.00
	V6	5.00	5.00	4.00	14.00	4.67
	V7	9.00	9.00	10.00	28.00	9.33
	V8	0.00	0.00	0.00	0.00	0.00
Sub Total		27.00	26.00	28.00	81.00	3.38
S2	V1	0.00	0.00	0.00	0.00	0.00
	V2	0.00	0.00	0.00	0.00	0.00
	V3	0.00	0.00	0.00	0.00	0.00
	V4	0.00	0.00	0.00	0.00	0.00
	V5	0.00	0.00	0.00	0.00	0.00
	V6	0.00	0.00	0.00	0.00	0.00
	V7	0.00	0.00	0.00	0.00	0.00
	V8	0.00	0.00	0.00	0.00	0.00
Sub Total		0.00	0.00	0.00	0.00	0.00
Total		84.00	85.00	88.00	257.00	3.57

Tabel Lampiran 16a. Presentase Gabah Berisi

S	V	Ulangan			Total	Rata-rata
		I	II	III		
S0	V1	0.00	0.00	2.27	2.27	0.76
	V2	7.89	12.90	11.11	31.91	10.64
	V3	30.77	36.36	30.91	98.04	32.68
	V4	0.00	0.00	3.70	3.70	1.23
	V5	28.26	27.45	26.53	82.24	27.41
	V6	22.86	20.93	28.13	71.91	23.97
	V7	33.33	39.39	36.11	108.84	36.28
	V8	12.00	15.00	7.69	34.69	11.56
Sub Total		135.12	152.04	146.46	433.61	18.07
S1	V1	0.00	0.00	0.00	0.00	0.00
	V2	0.00	0.00	5.00	5.00	1.67
	V3	12.50	12.20	12.82	37.52	12.51
	V4	0.00	0.00	0.00	0.00	0.00
	V5	12.96	15.91	15.56	44.43	14.81
	V6	10.20	11.90	8.70	30.80	10.27
	V7	17.31	14.06	17.24	48.61	16.20
	V8	0.00	0.00	0.00	0.00	0.00
Sub Total		52.97	54.07	59.31	166.36	55.45
S2	V1	0.00	0.00	0.00	0.00	0.00
	V2	0.00	0.00	0.00	0.00	0.00
	V3	0.00	0.00	0.00	0.00	0.00
	V4	0.00	0.00	0.00	0.00	0.00
	V5	0.00	0.00	0.00	0.00	0.00
	V6	0.00	0.00	0.00	0.00	0.00
	V7	0.00	0.00	0.00	0.00	0.00
	V8	0.00	0.00	0.00	0.00	0.00
Sub Total		0.00	0.00	0.00	0.00	0.00
Total		188.09	206.11	205.77	599.97	8.33

Tabel Lampiran 16b. Sidik Ragam Jumlah Gabah Berisi

SK	DB	JK	KT	F. HITUNG	F.TABEL		
					0.05	0.01	
Ulangan	2	8.86	4.43	1.41	tn	6.94	18.00
S	2	3987.33	1993.67	632.65	**	6.94	18.00
Galat (S)	4	12.61	3.15				
V	7	3039.10	434.16	137.03	**	2.24	3.10
S X V	14	2091.04	149.36	47.14	**	1.94	2.54
Galat (V)	42	133.07	3.17				
Total	71	9272.01	130.59				

KK (S) 21.30%

KK (V) 21.36%

Keterangan : tn : Tidak Berpengaruh Nyata

** : Berpengaruh Sangat Nyata

Tabel Lampiran 17a. Jumlah Gabah Perumpun

S	V	Ulangan			Total	Rata-rata
		I	II	III		
S0	V1	28.00	34.00	44.00	106.00	35.33
	V2	38.00	31.00	27.00	96.00	32.00
	V3	42.00	33.00	36.00	111.00	37.00
	V4	0.00	0.00	27.00	27.00	9.00
	V5	46.00	51.00	49.00	146.00	48.67
	V6	35.00	43.00	32.00	110.00	36.67
	V7	52.00	44.00	55.00	151.00	50.33
	V8	25.00	20.00	39.00	84.00	28.00
Sub Total		266.00	256.00	309.00	831.00	34.63
S1	V1	33.00	49.00	51.00	133.00	44.33
	V2	36.00	33.00	40.00	109.00	36.33
	V3	48.00	41.00	39.00	128.00	42.67
	V4	0.00	0.00	0.00	0.00	0.00
	V5	54.00	44.00	45.00	143.00	47.67
	V6	49.00	42.00	46.00	137.00	45.67
	V7	52.00	64.00	58.00	174.00	58.00
	V8	36.00	39.00	38.00	113.00	37.67
Sub Total		308.00	312.00	317.00	937.00	39.04
S2	V1	0.00	0.00	0.00	0.00	0.00
	V2	0.00	0.00	0.00	0.00	0.00
	V3	0.00	0.00	0.00	0.00	0.00
	V4	0.00	0.00	0.00	0.00	0.00
	V5	0.00	0.00	0.00	0.00	0.00
	V6	0.00	0.00	0.00	0.00	0.00
	V7	0.00	0.00	0.00	0.00	0.00
	V8	0.00	0.00	0.00	0.00	0.00
Sub Total		0.00	0.00	0.00	0.00	0.00
Total		574.00	568.00	626.00	1768.00	24.56

Tabel Lampiran 17b. Sidik Ragam Jumlah Gabah Perumpun

SK	DB	JK	KT	F. HITUNG	F.TABEL		
					0.05	0.01	
Ulangan	2	84.78	42.39	1.43	tn	6.94	18.00
S	2	21941.19	10970.60	370.14	**	6.94	18.00
Galat (S)	4	118.56	29.64				
V	7	6136.89	876.70	28.78	**	2.24	3.10
S X V	14	3505.03	250.36	8.22	**	1.94	2.54
Galat(V)	42	1279.33	30.46				
Total	71	3306.78	465.72				

KK (S) 22.17%

KK (V) 22.48%

Keterangan : tn : Tidak Berpengaruh Nyata

** : Berpengaruh Sangat Nyata

Tabel Lampiran 18a. Jumlah Bobot Basah Tajuk (g)

S	V	Ulangan			Total	Rata-rata
		I	II	III		
S0	V1	9.20	7.50	8.40	25.10	8.37
	V2	10.40	9.30	11.70	31.40	10.47
	V3	8.75	7.90	9.65	26.30	8.77
	V4	13.50	10.20	14.60	38.30	12.77
	V5	9.50	8.30	10.70	28.50	9.50
	V6	12.00	10.45	13.90	36.35	12.12
	V7	8.65	7.35	9.95	25.95	8.65
	V8	10.40	13.20	12.40	36.00	12.00
Sub Total		82.40	74.20	91.30	247.90	10.33
S1	V1	7.80	6.50	8.40	22.70	7.57
	V2	7.70	8.30	6.85	22.85	7.62
	V3	7.90	8.50	6.60	23.00	7.67
	V4	8.40	9.50	10.60	28.50	9.50
	V5	8.75	9.30	7.30	25.35	8.45
	V6	8.80	7.60	9.90	26.30	8.77
	V7	7.20	8.20	6.90	22.30	7.43
	V8	9.80	10.20	8.40	28.40	9.47
Sub Total		66.35	68.10	64.95	199.40	8.31
S2	V1	6.70	8.00	7.50	22.20	7.40
	V2	7.80	6.00	5.80	19.60	6.53
	V3	6.50	7.70	8.30	22.50	7.50
	V4	7.40	8.90	6.60	22.90	7.63
	V5	6.20	5.90	7.60	19.70	6.57
	V6	7.90	6.10	5.80	19.80	6.60
	V7	8.60	7.70	6.50	22.80	7.60
	V8	6.70	7.90	8.90	23.50	7.83
Sub Total		57.80	58.20	57.00	173.00	7.21
Total		206.55	200.50	213.25	620.30	8.62

Tabel Lampiran 18b. Sidik Ragam Bobot Basah Tajuk

SK	DB	JK	KT	F. HITUNG		F.TABEL	
						0.05	0.01
Ulangan	2	3.39	1.69	0.43	tn	6.94	18.00
S	2	120.27	60.13	15.41	*	6.94	18.00
Galat (S)	4	15.61	3.90				
V	7	48.97	7.00	6.52	**	2.24	3.10
S X V	14	38.11	2.72	2.54	**	1.94	2.54
Galat (V)	42	45.06	1.07				
Total	71	271.41	3.82				

KK (S) 22.93%

KK (V) 12.02%

Keterangan : tn : Tidak Berpengaruh Nyata
 * : Berpengaruh Nyata
 ** : Berpengaruh Sangat Nyata

Tabel Lampiran 19a. Jumlah Bobot Kering Tajuk (g)

S	V	Ulangan			Total	Rata-rata
		I	II	III		
S0	V1	5.10	3.90	4.60	13.60	4.53
	V2	4.40	5.10	3.30	12.80	4.27
	V3	5.70	4.70	7.20	17.60	5.87
	V4	6.40	7.40	5.00	18.80	6.27
	V5	6.00	8.10	7.10	21.20	7.07
	V6	5.90	6.00	5.00	16.90	5.63
	V7	6.50	5.80	4.70	17.00	5.67
	V8	6.80	7.70	5.10	19.60	6.53
Sub Total		46.80	48.70	42.00	137.50	5.73
S1	V1	5.50	4.00	3.40	12.90	4.30
	V2	5.80	4.40	3.60	13.80	4.60
	V3	4.90	6.90	5.10	16.90	5.63
	V4	4.50	5.00	3.10	12.60	4.20
	V5	6.10	3.80	6.30	16.20	5.40
	V6	5.40	3.40	3.90	12.70	4.23
	V7	4.90	5.00	3.60	13.50	4.50
	V8	5.80	3.30	4.60	13.70	4.57
Sub Total		42.90	35.80	33.60	112.30	4.68
S2	V1	3.90	5.80	2.40	12.10	4.03
	V2	4.70	4.60	4.30	13.60	4.53
	V3	5.00	3.20	4.10	12.30	4.10
	V4	3.90	3.00	3.00	9.90	3.30
	V5	4.80	4.70	2.70	12.20	4.07
	V6	3.60	3.40	3.40	10.40	3.47
	V7	3.10	2.70	3.30	9.10	3.03
	V8	5.70	3.00	3.70	12.40	4.13
Sub Total		34.70	30.40	26.90	92.00	3.83
Total		124.40	114.90	102.50	341.80	4.75

Tabel Lampiran 19b. Sidik Ragam Bobot Kering Tajuk

SK	DB	JK	KT	F. HITUNG	F.TABEL		
					0.05	0.01	
Ulangan	2	10.05	5.03	7.58	*	6.94	18.00
S	2	43.30	21.65	32.65	**	6.94	18.00
Galat (S)	4	2.65	0.66				
V	7	12.82	1.83	2.01	tn	2.24	3.10
S X V	14	17.73	1.27	1.39	tn	1.94	2.54
Galat (V)	42	38.25	0.91				
Total	71	124.80	1.76				

KK (S) 17.15%

KK (V) 20.10%

Keterangan : * : Berpengaruh Nyata

** : Berpengaruh Sangat Nyata

tn : Tidak Berpengaruh Nyata

Tabel Lampiran 20a. Luas Area Tanaman (cm²)

S	V	Ulangan			Total	Rata-rata
		I	II	III		
S0	V1	107.70	102.86	103.72	314.27	104.76
	V2	103.30	109.07	105.99	318.37	106.12
	V3	107.12	107.07	105.41	319.60	106.53
	V4	103.60	107.50	107.87	318.98	106.33
	V5	108.43	105.00	109.10	322.52	107.51
	V6	105.11	106.92	108.06	320.08	106.69
	V7	100.60	100.00	101.65	302.25	100.75
	V8	102.23	105.41	109.45	317.09	105.70
Sub Total		838.10	843.83	851.25	2533.17	105.55
S1	V1	87.39	89.25	82.77	259.41	86.47
	V2	84.66	94.89	85.30	264.85	88.28
	V3	81.42	85.68	84.11	251.20	83.73
	V4	86.97	84.23	89.95	261.15	87.05
	V5	83.29	88.80	98.46	270.55	90.18
	V6	82.69	88.00	82.02	252.71	84.24
	V7	91.30	98.84	89.14	279.27	93.09
	V8	89.61	80.05	91.27	260.93	86.98
Sub Total		687.32	709.73	703.02	2100.07	87.50
S2	V1	62.90	69.73	70.33	202.96	67.65
	V2	65.62	78.39	74.98	219.00	73.00
	V3	61.08	79.27	69.75	210.10	70.03
	V4	70.60	65.31	78.84	214.74	71.58
	V5	79.50	66.97	75.33	221.79	73.93
	V6	68.76	77.79	70.12	216.66	72.22
	V7	64.34	73.52	63.66	201.51	67.17
	V8	79.01	76.43	74.76	230.20	76.73
Sub Total		551.80	587.39	577.76	1716.95	71.54
Total		2077.22	2140.94	2132.03	6350.19	88.20

Tabel Lampiran 20b. Sidik Ragam Luas Daerah Tanaman

SK	DB	JK	KT	F. HITUNG	F.TABEL		
					0.05	0.01	
Ulangan	2	99.78	49.89	6.85	tn	6.94	18.00
S	2	13896.51	6948.25	953.64	**	6.94	18.00
Galat (S)	4	29.14	7.29				
V	7	145.96	20.85	0.96	tn	2.24	3.10
S X V	14	357.25	25.52	1.17	tn	1.94	2.54
Galat (V)	42	912.97	21.74				
Total	71	15441.61	217.49				

KK (S) 4.81%

KK (V) 5.76%

Keterangan : tn : Tidak Berpengaruh Nyata

** : Berpengaruh Sangat Nyata

Tabel Lampiran 21a. Indeks Warna *Red*

S	V	Ulangan			Total	Rata-rata
		I	II	III		
S0	V1	0.30	0.24	0.27	0.81	0.27
	V2	0.26	0.22	0.30	0.78	0.26
	V3	0.25	0.24	0.30	0.79	0.26
	V4	0.30	0.23	0.28	0.81	0.27
	V5	0.29	0.28	0.31	0.88	0.29
	V6	0.27	0.25	0.27	0.79	0.26
	V7	0.25	0.26	0.31	0.82	0.27
	V8	0.26	0.23	0.24	0.73	0.24
Sub Total		2.18	1.95	2.28	6.41	0.27
S1	V1	0.27	0.30	0.33	0.90	0.30
	V2	0.28	0.24	0.32	0.84	0.28
	V3	0.27	0.26	0.34	0.87	0.29
	V4	0.33	0.32	0.26	0.91	0.30
	V5	0.33	0.31	0.30	0.94	0.31
	V6	0.33	0.31	0.36	1.00	0.33
	V7	0.30	0.26	0.31	0.87	0.29
	V8	0.26	0.24	0.28	0.78	0.26
Sub Total		2.37	2.24	2.50	7.11	0.30
S2	V1	0.37	0.33	0.35	1.05	0.35
	V2	0.33	0.30	0.29	0.92	0.31
	V3	0.34	0.32	0.36	1.02	0.34
	V4	0.34	0.29	0.37	1.00	0.33
	V5	0.36	0.34	0.38	1.08	0.36
	V6	0.34	0.32	0.36	1.02	0.34
	V7	0.32	0.29	0.31	0.92	0.31
	V8	0.27	0.25	0.31	0.83	0.28
Sub Total		2.67	2.44	2.73	7.84	0.33
Total		7.22	6.63	7.51	21.36	0.30

Tabel Lampiran 21b. Sidik Ragam Indeks Warna *Red*

SK	DB	JK	KT	F. HITUNG	F.TABEL		
					0.05	0.01	
Ulangan	2	0.02	0.08	29.25	**	6.94	18.00
S	2	0.04	0.02	170.40	**	6.94	18.00
Galat (S)	4	0.01	0.00				
V	7	0.02	0.03	6.74	**	2.24	3.10
S X V	14	0.07	0.00	0.97	tn	1.94	2.54
Galat (V)	42	0.02	0.01				
Total	71	0.11	0.02				

KK (S) 3.77%

KK (V) 7.54%

Keterangan : ** : Berpengaruh Sangat Nyata

tn : Tidak Berpengaruh Nyata

Tabel Lampiran 22a. Indeks Warna *Green*

S	V	Ulangan			Total	Rata-rata
		I	II	III		
S0	V1	0.40	0.41	0.39	1.20	0.40
	V2	0.41	0.37	0.38	1.16	0.39
	V3	0.39	0.42	0.41	1.22	0.41
	V4	0.40	0.37	0.38	1.15	0.38
	V5	0.45	0.47	0.40	1.32	0.44
	V6	0.38	0.36	0.37	1.11	0.37
	V7	0.42	0.42	0.43	1.27	0.42
	V8	0.30	0.39	0.39	1.08	0.36
Sub Total		3.15	3.21	3.15	9.51	0.40
S1	V1	0.37	0.35	0.30	1.02	0.34
	V2	0.39	0.37	0.36	1.12	0.37
	V3	0.38	0.35	0.34	1.07	0.36
	V4	0.37	0.36	0.31	1.04	0.35
	V5	0.39	0.38	0.39	1.16	0.39
	V6	0.34	0.33	0.32	0.99	0.33
	V7	0.39	0.38	0.36	1.13	0.38
	V8	0.34	0.29	0.30	0.93	0.31
Sub Total		2.97	2.81	2.68	8.46	0.35
S2	V1	0.25	0.31	0.33	0.89	0.30
	V2	0.31	0.35	0.36	1.02	0.34
	V3	0.29	0.35	0.30	0.94	0.31
	V4	0.33	0.37	0.36	1.06	0.35
	V5	0.39	0.38	0.38	1.15	0.38
	V6	0.32	0.37	0.29	0.98	0.33
	V7	0.30	0.32	0.34	0.96	0.32
	V8	0.27	0.26	0.28	0.81	0.27
Sub Total		2.46	2.17	2.64	7.81	0.33
Total		8.58	8.13	8.47	22.77	0.36

Tabel Lampiran 22b. Sidik Ragam Indeks Warna *Green*

SK	DB	JK	KT	F. HITUNG	F.TABEL		
					0.05	0.01	
Ulangan	2	0.00	0.01	0.34	*	6.94	18.00
S	2	0.06	0.03	14.77	**	6.94	18.00
Galat (S)	4	0.01	0.02				
V	7	0.04	0.05	10.73	*	2.24	3.10
S X V	14	0.02	0.01	2.50	*	1.94	2.54
Galat (V)	42	0.02	0.00				
Total	71	0.15	0.02				

KK (S) 12.73%

KK (V) 6.22%

Keterangan : * : Berpengaruh Nyata

tn : Tidak Berpengaruh Nyata

Tabel Lampiran 23a. Indeks Warna *Blue*

S	V	Ulangan			Total	Rata-rata
		I	II	III		
S0	V1	0.30	0.30	0.31	0.91	0.30
	V2	0.34	0.33	0.31	0.98	0.33
	V3	0.30	0.29	0.33	0.92	0.31
	V4	0.35	0.30	0.36	1.01	0.34
	V5	0.35	0.39	0.36	1.10	0.37
	V6	0.31	0.34	0.31	0.96	0.32
	V7	0.34	0.38	0.36	1.08	0.36
	V8	0.30	0.29	0.28	0.87	0.29
Sub Total		2.59	2.62	2.62	7.83	0.33
S1	V1	0.25	0.24	0.26	0.75	0.25
	V2	0.25	0.28	0.27	0.80	0.27
	V3	0.26	0.22	0.25	0.73	0.24
	V4	0.28	0.22	0.32	0.82	0.27
	V5	0.30	0.31	0.25	0.86	0.29
	V6	0.22	0.25	0.21	0.68	0.23
	V7	0.30	0.27	0.26	0.83	0.28
	V8	0.23	0.26	0.24	0.73	0.24
Sub Total		2.09	2.05	2.06	6.20	2.07
S2	V1	0.24	0.25	0.20	0.69	0.23
	V2	0.21	0.24	0.22	0.67	0.22
	V3	0.22	0.21	0.23	0.66	0.22
	V4	0.26	0.24	0.25	0.75	0.25
	V5	0.26	0.24	0.27	0.77	0.26
	V6	0.22	0.20	0.20	0.62	0.21
	V7	0.23	0.25	0.24	0.72	0.24
	V8	0.24	0.20	0.25	0.69	0.23
Sub Total		1.88	1.83	1.86	5.57	0.23
Total		6.56	6.50	6.54	19.60	0.27

Tabel Lampiran 23b. Sidik Ragam Indeks Warna *Blue*

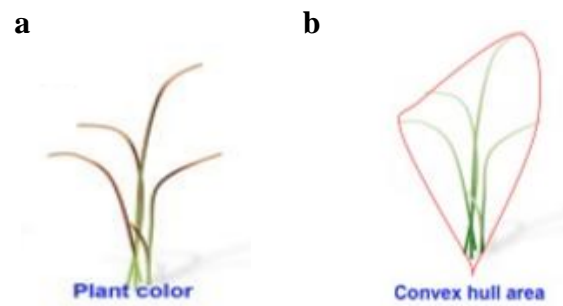
SK	DB	JK	KT	F. HITUNG		F.TABEL	
						0.05	0.01
Ulangan	2	0.01	0.01	0.67	tn	6.94	18.00
S	2	0.11	0.05	756.00	**	6.94	18.00
Galat (S)	4	0.03	0.01				
V	7	0.02	0.03	6.91	**	2.24	3.10
S X V	14	0.05	0.04	0.80	tn	1.94	2.54
Galat (V)	42	0.02	0.05				
Total	71	0.16	0.02				

KK (S) 3.18%

KK (V) 8.23%

Keterangan : tn : Tidak Berpengaruh Nyata

** : Berpengaruh Sangat Nyata


















Gambar Lampiran 2: Parameter Image based phenotyping (A) Indeks Warna RGB, (B) Luas Daerah Tanaman.



Gambar Lampiran 3: Penampakan Tanaman Padi pada Malam Hari.



Gambar Lampiran 4: Penampakan Tanaman Padi pada Pagi Hari.

V	S0 (Normal)	S1 (NaCl 60 mM)	S2 (NaCl 120 mM)
V1 (jeliteng)			
V2 (Padi F46)			
V3 (Padi F47)			
V4 (Pokkali)			
V5 (Ciherang)			

V6
(Padi F37)



V7
(Padi F41)



V8
(Padi F42)



Gambar Lampiran 5: Kondisi Tanaman Padi pada Berbagai Perlakuan Konsentrasi NaCl