

DAFTAR PUSTAKA

- Asakura, T., Sakamoto, S., Rahman, M. 2010. *Noise Measurement in Dhaka City*. Jepang : Proceeding of the 2010 Autumn Meeting of INCE/J
- Azizah, Nurul. 2023. *Model Prediksi Tingkat Kebisingan Lalu Lintas Heterogen Pada Jalur Putar Balik Arah Di Kota Makassar*. Gowa : Universitas Hasanuddin
- Dharmawan, W I., dan Oktarina, D., 2010, Kajian Putar Balik (U-Turn) Terhadap Kemacetan Ruas Jalan Di Perkotaan (Studi Kasus Ruas Jalan Teuku Umar dan Jalan ZA.Pagar Alam Kota Bandar Lampung), *Konferensi Nasional Teknik Sipil 7 Universitas Sebelas Maret Surakarta, Vol 2, T-189 – T-196*
- Direktorat Jenderal Bina Marga. 1997. *Manual Kapasitas Jalan Indonesia (MKJI)*. Departemen Pekerjaan Umum, Jakarta
- Direktorat Jenderal Bina Marga. 2005. *Pedoman Perencanaan Putaran Balik (U-Turn)*. No.06/BM/2005. Departemen Pekerjaan Umum Republik Indonesia. Jakarta
- Direktorat Jenderal Bina Marga. 2014. *Pedoman Kapasitas Jalan Indonesia (PKJI)*. Jakarta
- Hapsari, Dewi. 2011. *Bahasa Pemrograman Fortran*. Universitas Gunadarma : Depok
- Hustim, M. (2012). Road Traffic Noise under Heterogeneous Traffic Condition in Makassar. *Journal of Habitat Engineering and Design*
- Kasan, M., Mashuri., dan Listiawati, H., 2005. Pengaruh U-Turn Terhadap Karakteristik Arus Lalu Lintas Di Ruas Jalan Kota Palu (Studi Kasus Jl. Moh. Yamin Palu), *Jurnal SMARTek, vol 3, No 3, pp 146-159*.
- Kementerian Lingkungan Hidup Republik Indonesia. Keputusan Menteri Negara Lingkungan Hidup NO. 48 Tahun 1996 Tentang Baku Mutu Tingkat Kebisingan
- Mahmud, Ariyanty Kusmawaty R. 2017. *Model Prediksi Kebisingan Lalu Lintas Heterogen Berbasis Model ASJ-RTN 2008 Untuk Lingkungan Jala Utama – Komersial*. Gowa : Universitas Hasanuddin
- Meikaharto, Bayu Ramada, dkk, 2021. *Alat Kalibrasi Sound Level Meter Berbasis Mikrokontroler*. Jakarta : Universitas Tarumanagara
- Munawar, A., 2006, *Manajemen Lalu Lintas Perkotaan*, Beta Offset. Yogyakarta.
- Pedoman Perhitungan Kapasitas Jalan Peraturan Umum No. 13 Tahun 2003 Mengenai Batas Maksimum dan Minimum Nilai L_{10} dan L_{Aeq}

- Republik Indonesia. Peraturan Menteri Tenaga Kerja dan Transmigrasi Nomor Per.13/Men/X/2011 Tahun 2011 Tentang Nilai Ambang Batas Faktor Fisika dan Faktor Kimia di Tempat Kerja
- Sakamoto, S., Fukushima, A., dan Yamamoto, K. 2009. Road traffic noise prediction model "ASJ RTN-Model 2008" proposed by the Acoustical Society of Japan-Part 3: Calculation model of sound propagation. Canada : Inter Noise 2009
- Sucipto, Cecep D., (2014). *Keselamatan dan Kesehatan Kerja*. Yogyakarta: Gosen Publishing
- Suma'mur, PK. 2014. *Keselamatan Kerja dan Pencegahan Kecelakaan*. Cetakan 8 Jakarta: PT. Toko Gunung Agung.
- Suroto, Widi. 2010. *Dampak Kebisingan Lalu Lintas Terhadap Permukiman Kota (Kasus Kota Surakarta)*. Jawa Tengah : Universitas Sebelas Maret
- Undang – Undang Republik Indonesia Nomor 22 Tahun 2009 Tentang Lalu Lintas dan Angkutan Jalan
- Undang – Undang Republik Indonesia Nomor 28 Tahun 2004 Tentang Jalan
- Wahyuni, Femy. 2021. *Studi Tingkat Kebisingan Pada Kawasan Di Sekitar Jalur Jalan (Frontage) Tol Makassar*. Gowa : Universitas Hasanuddin.
- Yamamoto, K. (2010). Road Traffic Noise Prediction Model ASJ RTN Model 2008 : Report of the Research Committee on Road Traffic Noise. *The Acoustical Society of Japan*, 2-50
- Yuliando, Dedy T. 2012. Kebisingan Jurnal Teknik Lingkungan. Padang : Universitas Andalas

LAMPIRAN

Lampiran 1 Data Input dan Output Ruas ASJ-RTN 2008 Tanpa Klakson

1. Data Input Ruas ASJ-RTN 2008 Menggunakan Fotran 95

a. Data Karakteristik Jalan Tanpa Klakson

101201Line - Notepad

File	Edit	Format	View	Help			
1	6	1.5	3.9	2.75	392	40	1797
2	6	1.5	3.9	2.75	474	44	2191
3	6	1.5	2.8	2.30	408	38	1864
4	6	1.5	2.8	2.30	504	54	2286
5	6	1.5	3.8	2.30	454	32	1991
6	6	1.5	3.8	2.30	549	33	2430
7	6	1.5	3.3	2.30	531	35	2028
8	6	1.5	3.3	2.30	642	37	2474
9	6	1.5	3.5	2.30	562	36	1470
10	6	1.5	3.5	2.30	712	45	1930
11	6	1.5	3.5	2.40	565	35	1679
12	6	1.5	3.5	2.40	718	44	2185
13	6	1.5	3.3	2.30	735	37	2268
14	6	1.5	3.3	2.30	891	38	2766
15	6	1.5	3.1	2.30	757	47	2236
16	6	1.5	3.1	2.30	918	51	2726
17	6	1.5	3.8	2.30	577	27	2104
18	6	1.5	3.8	2.30	701	26	2564

No	NL	d(m)	L(m)	Lm(m)	N_L	N_H	N_MC
<							

b. Data LAeq Pengukuran 12 Jam

LAeq_dayN - Notepad

File	Edit	Format	View	Help								
1	77.8	79.7	73.3	73.7	74.8	78.0	78.4	76.3	76.0	78.0	78.1	78.9
2	77.8	79.7	73.3	73.7	74.8	78.0	78.4	76.3	76.0	78.0	78.1	78.9
3	76.1	77.6	77.4	78.0	78.2	77.6	77.6	80.1	77.5	80.5	81.8	81.6
4	76.1	77.6	77.4	78.0	78.2	77.6	77.6	80.1	77.5	80.5	81.8	81.6
5	79.9	79.0	78.5	77.6	78.2	77.7	75.8	74.8	78.3	81.7	81.5	80.5
6	79.9	79.0	78.5	77.6	78.2	77.7	75.8	74.8	78.3	81.7	81.5	80.5
7	81.2	79.6	77.5	77.7	77.0	77.9	76.8	77.4	76.3	77.8	80.1	79.9
8	81.2	79.6	77.5	77.7	77.0	77.9	76.8	77.4	76.3	77.8	80.1	79.9
9	79.7	79.5	79.5	76.3	76.7	75.9	76.2	77.5	77.7	78.4	80.1	80.6
10	79.7	79.5	79.5	76.3	76.7	75.9	76.2	77.5	77.7	78.4	80.1	80.6
11	79.7	82.4	81.0	78.9	76.0	77.3	76.5	76.5	76.5	75.0	81.2	80.9
12	79.7	82.4	81.0	78.9	76.0	77.3	76.5	76.5	76.5	75.0	81.2	80.9
13	80.9	83.3	80.4	80.4	78.3	78.5	80.1	79.6	81.8	76.7	77.7	81.8
14	80.9	83.3	80.4	80.4	78.3	78.5	80.1	79.6	81.8	76.7	77.7	81.8
15	82.4	82.4	78.2	80.4	77.2	79.3	79.5	81.8	81.8	81.2	83.3	83.6
16	82.4	82.4	78.2	80.4	77.2	79.3	79.5	81.8	81.8	81.2	83.3	83.6
17	81.9	81.9	81.9	76.0	76.0	77.6	78.1	78.3	78.8	78.8	78.7	80.3
18	81.9	81.9	81.9	76.0	76.0	77.6	78.1	78.3	78.8	78.8	78.7	80.3

2. Data Output Ruas ASJ-RTN 2008 Menggunakan Fotran 95

a. Data Output Hasil Prediksi Tanpa Klakson

110831_ASJday_1 - Notepad

File	Edit	Format	View	Help						
1	77.3	72.8	<--	66.3	66.0	66.9	65.3	62.3	59.9	
2	77.3	73.7	<--	67.2	66.9	67.7	66.2	63.2	60.8	
3	79.0	73.9	<--	66.9	67.0	68.0	66.8	63.8	61.4	
4	79.0	74.8	<--	67.8	67.8	68.8	67.6	64.7	62.3	
5	79.1	73.4	<--	66.8	66.5	67.4	66.1	63.1	60.6	
6	79.1	74.3	<--	67.7	67.4	68.2	67.0	64.0	61.5	
7	78.5	73.9	<--	67.1	67.0	67.9	66.7	63.7	61.3	
8	78.5	74.8	<--	68.0	67.8	68.8	67.5	64.5	62.1	
9	78.5	72.5	<--	65.8	65.6	66.5	65.2	62.2	59.8	
10	78.5	73.7	<--	66.9	66.8	67.6	66.4	63.4	61.0	
11	79.1	73.0	<--	66.3	66.1	67.0	65.7	62.7	60.3	
12	79.1	74.1	<--	67.4	67.3	68.1	66.8	63.8	61.4	
13	80.3	74.4	<--	67.6	67.5	68.4	67.2	64.2	61.8	
14	80.3	75.3	<--	68.5	68.4	69.3	68.1	65.1	62.7	
15	81.3	74.6	<--	67.7	67.6	68.6	67.4	64.4	62.0	
16	81.3	75.4	<--	68.5	68.5	69.4	68.2	65.2	62.8	
17	79.5	73.7	<--	67.1	66.8	67.6	66.4	63.4	60.9	
18	79.5	74.6	<--	67.9	67.7	68.5	67.3	64.2	61.8	

Lampiran 2 Data Input dan Output PBA ASJ-RTN 2008 Tanpa Klakson

1. Data Input PBA ASJ-RTN 2008 Menggunakan Fotran 95

a. Data Karakteristik Jalan Tanpa Klakson

101201Line - Notepad

	File	Edit	Format	View	Help			
1	6	1.5	3.9	2.75	29	3	216	
2	6	1.5	3.9	2.75	28	2	258	
3	6	1.5	2.8	2.30	44	0	198	
4	6	1.5	2.8	2.30	31	0	157	
5	6	1.5	3.8	2.30	58	1	240	
6	6	1.5	3.8	2.30	64	1	288	
7	6	1.5	3.3	2.30	51	4	279	
8	6	1.5	3.3	2.30	55	3	334	
9	6	1.5	3.5	2.30	228	10	485	
10	6	1.5	3.5	2.30	218	12	618	
11	6	1.5	3.5	2.40	120	8	549	
12	6	1.5	3.5	2.40	87	11	516	
13	6	1.5	3.3	2.30	234	10	579	
14	6	1.5	3.3	2.30	280	7	699	
15	6	1.5	3.1	2.30	294	18	675	
16	6	1.5	3.1	2.30	355	17	819	
17	6	1.5	3.8	2.30	26	1	252	
18	6	1.5	3.8	2.30	25	1	302	

No NL d(m) L(m) Lm(m) N_L N_H N_MC

b. Data LAeq Pengukuran 12 Jam

LAeq_dayN - Notepad

File	Edit	Format	View	Help									
1	77.8	79.7	73.3	73.7	74.8	78.0	78.4	76.3	76.0	78.0	78.1	78.9	
2	77.8	79.7	73.3	73.7	74.8	78.0	78.4	76.3	76.0	78.0	78.1	78.9	
3	76.1	77.6	77.4	78.0	78.2	77.6	77.6	80.1	77.5	80.5	81.8	81.6	
4	76.1	77.6	77.4	78.0	78.2	77.6	77.6	80.1	77.5	80.5	81.8	81.6	
5	79.9	79.0	78.5	77.6	78.2	77.7	75.8	74.8	78.3	81.7	81.5	80.5	
6	79.9	79.0	78.5	77.6	78.2	77.7	75.8	74.8	78.3	81.7	81.5	80.5	
7	81.2	79.6	77.5	77.7	77.0	77.9	76.8	77.4	76.3	77.8	80.1	79.9	
8	81.2	79.6	77.5	77.7	77.0	77.9	76.8	77.4	76.3	77.8	80.1	79.9	
9	79.7	79.5	79.5	76.3	76.7	75.9	76.2	77.5	77.7	78.4	80.1	80.6	
10	79.7	79.5	79.5	76.3	76.7	75.9	76.2	77.5	77.7	78.4	80.1	80.6	
11	79.7	82.4	81.0	78.9	76.0	77.3	76.5	76.5	76.5	75.0	81.2	80.9	
12	79.7	82.4	81.0	78.9	76.0	77.3	76.5	76.5	76.5	75.0	81.2	80.9	
13	80.9	83.3	80.4	80.4	78.3	78.5	80.1	79.6	81.8	76.7	77.7	81.8	
14	80.9	83.3	80.4	80.4	78.3	78.5	80.1	79.6	81.8	76.7	77.7	81.8	
15	82.4	82.4	78.2	80.4	77.2	79.3	79.5	81.8	81.8	81.2	83.3	83.6	
16	82.4	82.4	78.2	80.4	77.2	79.3	79.5	81.8	81.8	81.2	83.3	83.6	
17	81.9	81.9	81.9	76.0	76.0	77.6	78.1	78.3	78.8	78.8	78.7	80.3	
18	81.9	81.9	81.9	76.0	76.0	77.6	78.1	78.3	78.8	78.8	78.7	80.3	

2. Data Output PBA ASJ-RTN 2008 Menggunakan Fotran 95

a. Data Output Hasil Prediksi Tanpa Klakson


110831_ASJday_1 - Notepad

File	Edit	Format	View	Help						
1	77.3	66.2	<--	59.7	59.4	60.2	58.7	55.7	53.3	
2	77.3	67.1	<--	60.4	60.4	61.1	59.5	56.7	54.0	
3	79.0	66.8	<--	59.8	59.9	60.9	59.6	56.7	54.3	
4	79.0	65.9	<--	58.9	58.9	60.0	58.8	55.8	53.4	
5	79.1	66.9	<--	60.3	60.0	60.8	59.6	56.6	54.1	
6	79.1	67.7	<--	61.1	60.9	61.7	60.4	57.4	54.9	
7	78.5	67.9	<--	61.0	61.1	61.9	60.7	57.7	55.2	
8	78.5	68.8	<--	62.0	61.9	62.8	61.6	58.5	56.2	
9	78.5	70.6	<--	63.9	63.7	64.6	63.3	60.4	57.9	
10	78.5	71.5	<--	64.7	64.6	65.5	64.2	61.2	58.8	
11	79.1	70.7	<--	64.0	63.8	64.7	63.4	60.4	58.0	
12	79.1	70.4	<--	63.7	63.5	64.4	63.1	60.1	57.7	
13	80.3	71.4	<--	64.6	64.5	65.4	64.2	61.2	58.7	
14	80.3	72.3	<--	65.5	65.4	66.3	65.0	62.0	59.6	
15	81.3	72.3	<--	65.5	65.4	66.4	65.1	62.1	59.8	
16	81.3	73.2	<--	66.3	66.3	67.2	66.0	63.0	60.6	
17	79.5	66.9	<--	60.3	60.0	60.8	59.6	56.6	54.1	
18	79.5	67.8	<--	61.1	60.9	61.8	60.5	57.4	55.0	

Lampiran 3. Data Input dan Output ASJ-RTN 2008 Dengan Klakson

1. Data Input Prediksi ASJ-RTN 2008 Dengan Klakson


a. Data Karakteristik Jalan Dengan Klakson

 101201Line - Notepad

	File	Edit	Format	View	Help			
1	6	1.5	3.9	2.75	190	78	218	
2	6	1.5	2.8	2.30	328	108	388	
3	6	1.5	3.8	2.30	398	64	392	
4	6	1.5	3.3	2.30	164	88	204	
5	6	1.5	3.5	2.30	358	60	240	
6	6	1.5	3.5	2.40	316	82	440	
7	6	1.5	3.3	2.30	438	64	320	
8	6	1.5	3.1	2.30	324	100	330	
9	6	1.5	3.8	2.30	278	56	202	


No NL d(m) L(m) Lm(m) hornL H MC

b. Data LAeq Pengukuran 12 Jam

 110831_ASJday_1 - Notepad

File	Edit	Format	View	Help					
1	77.3	77.1	<--	70.6	70.4	71.2	69.6	66.7	64.2
2	79.0	78.0	<--	71.0	71.1	72.1	70.9	67.9	65.5
3	79.1	77.8	<--	70.9	70.9	71.7	70.5	67.5	65.0
4	78.5	78.4	<--	71.5	71.4	72.4	71.1	68.1	65.7
5	78.5	78.2	<--	71.5	71.3	72.2	70.9	68.0	65.5
6	79.1	78.3	<--	71.6	71.5	72.3	71.0	68.0	65.6
7	80.3	79.6	<--	72.8	72.7	73.6	72.4	69.4	67.0
8	81.3	80.1	<--	73.2	73.1	74.1	72.9	69.9	67.5
9	79.5	78.0	<--	71.4	71.1	71.9	70.7	67.7	65.2

2. Data Output Prediksi ASJ-RTN 2008 Dengan Klakson

 Horn11 - Notepad

File	Edit	Format	View	Help					
1	77.3	77.2	(0.1)	77.1	58.8	(-18.3)	
2	79.0	78.3	(0.7)	78.0	66.8	(-11.2)	
3	79.1	78.1	(1.0)	77.8	67.0	(-10.8)	
4	78.5	78.4	(0.1)	78.4	0.0	(-78.4)	
5	78.5	78.4	(0.1)	78.2	64.6	(-13.6)	
6	79.1	78.7	(0.4)	78.3	67.6	(-10.7)	
7	80.3	79.9	(0.4)	79.6	68.3	(-11.3)	
8	81.3	80.3	(1.0)	80.1	65.8	(-14.3)	
9	79.5	78.1	(1.4)	78.0	59.7	(-18.3)	

Lampiran 4. Dokumentasi Kegiatan

