

## DAFTAR PUSTAKA

- Abbas AK, Lichtman AH. 2010. Basic immunology: functions and disorders of the immune system. 3<sup>rd</sup> ed. Philadelphia: WB Saunders Company; p. 35-50.
- Alex Gary. 2018. Direct and indirect pulp capping: A Brief History, Material Innovations, and Clinical Case Report. *Conpendim* 9 (3).
- Arifin Zainal. 2007. Pentingnya Mineral Tembaga (Cu) dalam Tubuh Hewan dalam Hubungannya Dengan Penyakit. *Wartazoa*: 17(2).
- Austermann Judith, Roth Johannes, Barczyk-KK. 2022. The Good and the Bad: Monocytes and Macrophages Diverse Functions in Inflammation. *Cells* 11(12). <https://doi.org/10.3390/cells11121979>.
- Arie U, 2011. Pengaruh infus albumin padaperubahan kadar albumin serum, sitokin proinflamasi (TNF- $\alpha$ , IL1, IL6), CRP, MMP8 dan EGFR, ERK1, ERK2, TGF, kolagen, MMP8 jaringan terhadap percepatan penyembuhan luka. Disertasi.
- Arik Sheinenzon, Shehadeh Mona, Michelis Regina, Shaoul Ety, Ronen Ohad. 2021. Serum albumin levels and inflammation. *PubMed* 17(6):432-7. <https://doi.org/10.1016/j.ijbiomac.2021.06.140>.
- Arief Mansyur. 2019. Buku Penuntun Hematologi. Makassar: Universitas Hasanuddin. Hal 28-29.
- Aznan L, Syafriddin I and Yulizal, 2020. Pengaruh Ekstrak Ikan Gabus (*Channa striata Bloch.*) dan Rejimen Eradikasi Terhadap Ekspresi Macrophage Migration Inhibitory Factor dan Kadar Asymmetric Dimethylarginine pada Tikus Model Gastritis Pylori. Disertasi USU.
- Bardaweel SK, Gul M, Alzweiri M, Ishaqat A, Al-Salamat HA, Bashatwah RM. 2018. Reactive Oxygen Species: The Dual Role in Physiological and Pathological Conditions of the Humanbody. *The Eurasian J of Med*:50(3), 193.
- Baranwal R, Singh B, Dubey A, Avinash A. 2016. Review Article. Calcium Hydroxide in Dentistry. *Chettinad Health City Med J* 5(1): 30-33.
- Bekkering S, Torensma R. Another look at the life of a neutrophil. *World J Hematol* 2013; 2(2): 44-58.
- Bergenholtz Gunnar. 1981. Inflammatory response of the dental pulp to bacterial irritation. *JOE* 7(3):100-104.
- Baldión Paula A, Velandia-Romero Myriam L, Castellanos Jaime E. 2018. Odontoblast-Like Cells Differentiated from Dental Pulp Stem Cells Retain their Phenotype after Subcultivation. DOI: 10.1155/2018/6853189.

Bloch.1793. Species Fact Sheets *Channa striata*. FAO: Fisheries and Aquaculture Department.

Boateng JS, Matthews KR, Stevens HNE, Eccleston GM. 2008. Wound Healing Dressing and Drug Delivery Systems: a review. *Journal of Pharmaceutical Sciences* 97(8): 2892-2914.

Brown Bryan N, Badylak Stephen. 2013. The Role of the Host Immune Response in Tissue Engineering and Regenerative Medicine. *Principles of Tissue Engineering: 4<sup>th</sup>ed.* 497-509. DOI:10.1016/B978-0-12-398358-9.00025-2.

Burns MJ. 1981. Role of copper in physiological process. *Auburn Vet. J.* 38(1): 12-13.

Carol AF, Timothy MW. 1997. Cytokines in acute and chronic inflammation. *Frontiers in Bioscience* 2.12-26. DOI: 10.2741/a171.

Casagrande L, Demarco FF, Nör jenor JE. 2010. Dentin-derived BMP-2 and Odontoblast Differentiation. *Sage J.* 89(6). <https://doi.org/10.1177/0022034510364487>.

Chasanah Ekowati, Nurilmala Mala, Purnamasari Ayu Ratih, Fithriani Diini. 2015. Komposisi Kimia, Kadar Albumin dan Bioaktivitas Ekstrak Protein Ikan Gabus (*Channa striata*) Alam dan Hasil Budidaya. *JPB Kelautan dan Perikanan* 10(2): 123-132. DOI: 10.15578/jpbkp.v10i2.364.

Covaci A, Ciocan LT, G ălbinaș B, Bucur MV, Matei M, Didilescu AC. Dental Pulp Response to Different Types of Calcium-Based Materials Applied in Deep Carious Lesion Treatment-A Clinical Study. *J. Funct. Biomater.* 2022. <https://doi.org/10.3390/jfb13020051>.

Dammaschke Till. 2008. History of Direct Pulp Capping. *HistofDentJ* 26(1).

Dan-in Jang, Lee A-Hyeon, Shin Hye-Yoon, Song Hyo-Ryeong, Park Jong-Hwi Kang Tae-Bong, *et al.* 2021. The Role of Tumor Necrosis Factor Alpha (TNF- $\alpha$ ) in Autoimmune Disease and Current TNF- $\alpha$  Inhibitors in Therapeutics. *IntJ MolSci* 22(5). DOI: 10.3390/ijms22052719.

Dissanayaka WL, Zhang C. 2017. The Role of Vasculature Engineering in Dental Pulp Regeneration. *J Endod*; 43(9).

Dulaimi KAL, Banks J, Chandran V, Reyes IT, Kien N. 2018. Classification of White Blood Cell Types from Microscope Images: Techniques and Challenges. In book: *Microscopy Science: Last Approaches on Educational Programs and Applied Research* pp.17-25.

Duque GA, Descoteaux A. 2014. Macrophage cytokines: Involvement in immunity and infectious diseases. *Frontiers Immunology*; 5:491.

Eales LJ. 2003. Immunology for life scientist. 2<sup>nd</sup> ed. England: Wiley; p. 90, 216-224.

Fitriyani E, Deviarni IM. 2018. Pengaruh Suhu dan Waktu Ekstraksi Ikan Toman (*Channa micropeltes*) menjadi Serbuk Albumin. Jurnal Galung Tropika. 7(2): 102-114.

Galler Kerstin M., Weber Manuel, Korkmaz Yüksel, Widbiller Matthias Widbiller, Feuerer Markus. 2021. Inflammatory Respons Mechanisms of the Dentin Pulp Complex and Periapical Tissue. Int. J. Mol. Sci. 22(3):1480. DOI:10.3390/ijms22031480.

Güell Marta Duran, Costa Roger Flores, Casulleras Mireia, Vicario Cristina López, Titos Esther, Díaz Alba, Quiles José Alcaraz, *et al.* 2021. Albumin protects the liver from tumor necrosis factor  $\alpha$ -induced immunopathology. doi: 10.1096/fj.202001615RRR.

Gupta C. 2014. Role of Iron (Fe) in the Body. IOSR Journal of Applied Chemistry;7(11):38-46.

He Molly M, Stroustrup Smith Annemarie, Oslob Johan D, Flanagan, Andrew C Braisted William M, Whitty Adrian, Cancilla Mark T, *et al.* 2005. Small-Molecule Inhibition of TNF-. Science 310(5750): 1022-1025.

Hargreaves KM, Bermann LH. 2016. Cohen's Pathways of the Pulp 11<sup>th</sup> ed. Chapter 12. p. 532.

Hilton TJ. 2009. Keys to Clinical Success with Pulp Capping: A Review of the Literature. National Institute of Health USA. Op Dent. 34(5), 615-625. DOI: 10.2341/09-132-0.

Huang George TJ. 2009. Pulp and Dentin Tissue Engineering and Regeneration: Current Progress. Regen Med; 4(5): 697-707.

Huang C, Wang Y, Li X, Ren L, Zhao J, Hu Y, *et al.* 2020. Clinical features of patients infected with 2019 novel coronavirus in Wuhan, China. Lancet:395(10223):497-506.

Idriss HT, Naismith JH. 2000. TNF- $\alpha$  and the TNF Receptor Superfamily: Structure-Function Relationship. Microscopy Research and Technique; 50:184-195.

Izzaty A, Dewi N, Pratiwi DIN. 2014. Ekstrak haruan (*Channa striata*) secara efektif menurunkan jumlah limfosit fase inflamasi dalam penyembuhan luka (Extract of haruan fish (*Channa striata*) decreases lymphocyte count in inflammatory phase of wound healing process effectively). Dentofacial, Vol.13, No.3.10; 176-181. Doi: 10.15562/jdmfs.v13i3.411.

Jang Dan-in, Lee A-Hyeon, Shin Hye-Yoon, Song Hyo-Ryeong, Park Jong-Hwi, Kang Tae-Bong, Lee Sang-Ryong, *et al.* 2021. The Role of Tumor Necrosis Factor Alpha (TNF- $\alpha$ ) in Autoimmune Disease and Current TNF- $\alpha$  Inhibitors in Therapeutics. MDPI. <https://doi.org/10.3390/ijms22052719>.

Kim SG. 2017. Biological Molecules for the Regeneration of the Pulp-Dentin Complex. *Dent Clin N Am* 127-141. DOI: 10.1016/j.cden.2016.08.005.

Kurniati Sri. 2008. Pulp Tissue Vacuolization and Necrosis after Direct Pulp Capping with Calcium Hydroxide and Transforming Growth Factor- $\beta$ 1. *Dent. J.* 41(1):35-38.

Kong F, Tang J, Rasco B, Crapo C. (2007a). Kinetics of salmon quality changes during thermal processing. *Journal of Food Engineering*, 83, 510-520.

Kritikou K, Imre M, Tanase M, Vinereanu A, Totan AR, Ilinca ST-C, *et al.* 2021. Biochemical Mapping of the Inflamed Human Dental Pulp.

Li Wilvia, Li Novelya. 2020. Uji Sitotoksik dan Anti-Inflamasi Ekstrak Buah Bengkuang (*Pachyrizus erosus* (L.) Urb.) terhadap Sel RAW 264.7 yang Distimulasi Lipopolisakarida. *eBiomedik*;8(2):187-195.

Lim HM, Nam MH, Kim YM, Seo YK. 2021. Increasing Odontoblas-like Differentiation from Dental Pulp Stem Cells through Increase of  $\beta$ -Catenin/p-GSK-3 $\beta$  Expression by Low-Frequency Electromagnetic Field. *Biomedicines* 9(8):1049. DOI: 10.3390/biomedicines9081049.

Louwakul P, Lerrchirakarn V. 2012. Incorporation of anti-Inflammatory Agent into Calcium Hydroxide Pulp Capping Material: An in Vitro Study of Physical and Mechanical Properties. *Dental Material Journal*. Vol.31. no.1. Vol.5. hh. 32-39.

Mansyur Arief. 2015. *Penuntun Praktikum Hematologi*. p.29.

Marquez Nieves, Sancho Rocío, Macho Antonio, Calzado Marco A, Fiebich Bernd L, Muñoz Eduardo. 2004. Caffeic acid phenethyl ester inhibits T-cell activation by targeting both nuclear factor of activated T-cells and NF-kappa $\beta$  transcription factors. *J Pharmacol Exp Ther*; 308(3):993-1001.

Mostafa NM, Moussa SA. 2018. Mineral Trioxide Aggregate (MTA) vs Calcium Hydroxide in Direct Pulp Capping - Literature Review. *OJDOH* 1(2). ISSN: 2641-1962.

Murray Peter E, García Godoy Franklin. 2006. The incidence of pulp healing defects with direct capping materials. *American J of Dent*: 19(3); p.171-177.

Madina M Sozarukova, EV Proskurnina, YuA Vladimirov, 2015. Serum albumin as a source of and a target for free radicals in pathology. DOI:10.24075/brsmu.2016-01-10.

Octiara Essie, Zentrato Melfi, Silalahi Endang. 2022. Differences in Pulp Cell Inflammation and Dentinal Bridge Formation Between Carbonate Apatite and Calcium Hydroxide After Direct Pulp Capping on Wistar Rat Maxillary First Molar. *Advances in Health Sciences Research* 48:74-82.

Nicholson JP, Wolmarans MR, Park GR. 2000. The Role of Albumin in Critical Illness. *British Journal of Anaesthesia*.pp: 600-607.

Nugroho Jekti Juni, Sumidarti Andi, Farma Nenny Athriana, Natsir Nurhayati, Rovani Christine A, Hikmah Noor, *et al.* 2020. Expression of IL-1 $\alpha$  and PMN Leukocytes in Inflamed Pulp of Wistar Rat After Application of Haruan Fish Extract (*Channa striata*). *Dent Concern J*; 1(2):20-24.

Nourshargh S, Alon R. 2014. Leukocyte migration into inflamed tissues. *Immunity Review*. *Immunity J*;41(5):694-707.

Okiji T. 2012. Pulp as a Connective Tissue. In: Seltzer and Bender's Dental Pulp, by KM Hargreaves, HE Goodis. 2<sup>nd</sup> ed. Quintessence Publishing Chicago: p70.

Pashley DH, Tay FR. 2012. Pulpodentin complex. In: Seltzer and Bender's Dental Pulp by KM Hargreaves, HE Goodis. 2<sup>nd</sup> ed. Quintessence Publishing. Chicago: p97-125.

Park Sang Hyuk, Ye Ling, Love Robert M, Farges Jean-Christophe, Yumoto Hiromichi. 2015. Inflammation of the Pulp. <https://doi.org/10.1155/2015/980196>.

Pham-Huy Lien Ai, He Hua, Pham-Huy Chuong. Free Radicals, Antioxidants in Disease and Health. *Free Radicals, Antioxidants in Disease and Health*. 2008. *Int J Biomed Sci*. 4(2).

Puspita Sartika, Utoro Totok, Haniastuti Tetiana. 2011. Inflammation Response of Mechanically Exposed Pulp after Direct Pulp Capping with Calcium Hydroxide Cement and Platelet Rich Plasma. *DentikaDentJ*; 16(2): 171-174.

Ramadhanti A. Nanda, Sandhika Willy, Widodo Agung DW. 2021. The Effect of Snakehead Fish (*Channa striata*) Extract on Inflammation Reaction of Skin Wound Tissue in *Rattus norvegicus* Wistar Strain. *Berkala Ilmu Kesehatan Kulit dan Kelamin*; 33(1):48-54.

Renard E, Delbos L, Charrier C, Amiaud J. 2020. Dental Pulp Inflammatory/Immune Response to a Chitosan-Enriched Fibrin Hydrogel in the Pulpotomised Rat Incisor. *European Cells and Materials*; 40:74-87.

Rosales Carlos. 2018. Neutrophil: A Cell with Many Roles in Inflammation or Several Cell Types. *Front Physiol.* 9:113. Italy.

Rosales Carlos, Lowell Clifford A, Schnoor Michael, Uribe-Querol Eileen. Neutrophils: Their Role in Innate and Adaptive Immunity. 2017. doi: 10.1155/2017/9748345.

Ritter AV, Boushell LW, Walter Ricardo. 2019. *Sturdevant's Art and Science.* 7<sup>th</sup> ed.

Ricucci Domenico, Rôças Isabela N, Alves Flávio RF, Cabello Pedro H, Siqueira José F. 2022. Outcomes of Direct Pulp Capping using Calcium Hydroxide: A LongTerm Retrospective Study. DOI:<https://doi.org/10.1016/j.joen.2022.11.005>.

Rajpar M, Helen K, Martin J, Davies RM, Mellody KT, Kielty CM, *et al.* 2002. Mutation of the signal peptide region of the bicistronic gene DSPP affects translocation to the endoplasmic reticulum and results in defective dentine biomineralization; 11(21):2559-2565.

Sarra G, Moreira MS, Carvalho GL, Flores HVC, Marques MM de LM, Manoel Eduardo. 2021. Direct Pulp Capping with Calcium-Based Materials: A Mini-Review. *World J Pharmaceutical Research* 8(9):3254.

Sari FA, Handayani S, Nurhaini R. 2016. Penetapan kadar albumin dalam ikan gabus (*Channa striata*) kukus dengan metode spektrofotometri visibel. *CERATA Jurnal Ilmu Farmasi.* 6(1): 8-17.

Santoso AH. 2009. Uji potensi Ikan Haruan (*Channa strata*) sebagai Hepatoprotektor pada Tikus yang Diinduksi Parasetamol. Tesis. Bogor: IPB, p.1-3.

Saito Takashi, Ogawa Masafumi, Hata Yoshiaki, and Bessho Kazuhisa. 2004. Acceleration Effect of Human Recombinant Bone Morphogenetic Protein-2 on Differentiation of Human Pulp Cells into Odontoblasts. *JOE*, 30(4).

Silva P, Ghosh A, Silva LAB, Kapila YL. 2009. TNF- $\alpha$  Promotes an Odontoblastic Phenotype in Dental Pulp Cells. *J Dent Res* 88(4):339-344.

Siquera Jr. 2011. *Treatment of Endodontic Infection.* p.2.

Soedjana H, Lukma K, and Harianti S. 2021. Relationship Between Serum Albumin Levels and The Outcome of Split-Thickness Skin Graft in Burn Injury Patients. *Ann Burns Fire Disasters.* 4(2): 157-162.

Soeters Peter B, Wolfe Robert R, Alan. 2019. Hypoalbuminemia: Pathogenesis and Clinical Significance. *JPEN J Parenter Enteral Nutr.* 43(2): 181-193. doi: 10.1002/jpen.1451.

Soliman Amro M, Barreda Daniel R. 2023. Acute Inflammation in Tissue Healing. *Int. J. Mol. Sci.* 24(1): 641. <https://doi.org/10.3390/ijms24010641>.

Suhartono E, Triawanti AY, Rizky TF, Iskandar. 2013. Chronic cadmium hepatooxidative in rats: treatment with haruan fish (*Channa striata*). *Journal Asia-Pacific Chemical, Biological & Environmental Engineering.* 5, 441-445.

Sumidarti A, Rovani CA, Nugroho JJ, Thahir B. 2020. Dentin Matrix Protein-1 (DMP-1) Expression after Application of Haruan Fish Extract (*Channa striata*) on Inflamed Wistar Rat Dental Pulp. *Sys Rev Pharm*, 11(10): 31-35.

Suprayitno *et al*, 2008. Albumin Study of Profile Albumin Amino Acid and Zinc on Snakehead. An Essay Faculty of Fishery Brawijaya University, Malang.

Samaranayake L. 2012. Essential microbiology for dentistry. 4<sup>th</sup> ed. Hongkong: Elsevier; p. 100-115.

Silva LB, Neto AP dos Santos, Maia Sandra MAS, Guimarães C dos Santos, Quidute IL, Carvalho A de AT, *et al*. 2019. The Role of TNF- $\alpha$  as a Proinflammatory Cytokine in Pathological Processes. *The Open DentJ* (13):332-338.

Tani-Isshi N, Wang CY, Stashenko P. 1995. Immunolocalization of bone-resorptive cytokines in rat pulp and periapical lesions following surgical pulp exposure. *Oral Microbiol Immunol*, 10(4):213-219.

Tanumihardja Maria, Hastuti Sulistiya, Nugroho Juni Jekti, Natsir Nurhayaty, Rovani A Christine, Muslimin Lukman. 2020. Viabilities of Odontoblast Cells Following Addition of Haruan Fish in Calcium Hydroxide. *Maced J Med Sci*; 25(8):58-63.

Torabinejad M, Fouad AF, Shabahang S. 2021. Endodontics Principles and Practice 6<sup>th</sup> ed. p.1.

Utariani Arie, Rahardjo Eddy, Perdanakusuma David Sontani, Rehatta Nancy Margarita, Hamzah, Santoso Kohar Hari, *et al*. 2018. The Comparison Effect between Albumin Infusion and Normal Protein Diet on the Acceleration of Wound Healing: A Randomized Control Trial. *Proceedings of the 23rd Regional Conference of Dermatology (RCD 2018)*. p.312-315.

Ricciotti E, Fitzgerald GA. 2011. Prostaglandin and Inflammation. *Arteriosclerosis, Thrombosis, and Vascular Biology J*;31(5):986-1000. American Heart Ass.

Wainright Brandon. 2019. Inflammation. The Latest Research and Discovery. Nature Index. Australia: University of Queensland. p.4

Widodo Trijoedani. 2007. Understanding about the classification of pulp inflammation. *Dent. J.*, 40(1): 46-48.

Widjiastuti Ira, Setyabudi, Haliza NN. 2020. The Effect of Combination Calcium Hydroxide-Propolis Application to Amount of Neutrophil Cells on Wistar Rat Pulp Perforation. *Cons Dent J*, 10(2): 66-70.

Weszl M, Skaliczki G, Cselenyák A, Kiss L, Major T, Schandl Károly, *et al.* 2012. Freeze-dried human serum albumin improves the adherence and proliferation of mesenchymal stem cells on mineralized human bone allografts. *J Orthop Res* 30(3): 489-496.

Yu C, Abott PV. 2007. An Overview of the Dental Pulp: Its Functions and Responses to Injury. *Aust Dent J*. 52(1).



# LAMPIRAN

## a. Etik Penelitian



**KEMENTERIAN RISET, TEKNOLOGI DAN PENDIDIKAN TINGGI**  
**UNIVERSITAS HIMPUNAN GIGI**  
**FAKULTAS KEDOKTERAN-GIGI**  
**ILMU DAN TEKNOLOGI GIGI DAN MULUT**  
**KOMITE ETIK PENELITIAN KESDASARAN**  
 Sekeloa Selatan 1, Lantai 2, Gedung Utama RSCG (Jajar)  
 Jl. Karetas No. 1, Malang  
 Kontak: Nomor telp. 0471-8211111 atau 0471-8211112 atau 0471-8211113



---

**REKOMENDASI PROSEDUR ETIK**  
 Nomor: 001/151/2019/KEP-KG-UNHIMPUNAN/2023

Tanggal: 24 Januari 2023

Dengan ini menyatakan bahwa prosedur dan dokumen yang terdapat dalam formulir berikut ini telah mendapatkan persetujuan etik:

No. Protokol	151/151/2019	No. Protokol Ijazah	
Peneliti Utama	Dr. Dwi Karyanti	Ijazah	Peneliti
Judul Penelitian	Efektivitas Teknik Baru Hama 2) Nama umum terdapat jumlah Nektar dan Gigitan THT di Pulp Pulpa Gigi Tahan yang Berpengaruh Inflamasi		
No. Versi Protokol	1	Tanggal Versi	11 Januari 2023
No. Versi Penelitian		Tanggal Versi	
Tempat Penelitian	Laboratorium ITPA, Malang Ruang Riset Penelitian Universitas Himpunan Gigi Malang Laboratorium Dental Induksi Endokrinologi Gigi Universitas Himpunan Gigi Malang Laboratorium Fisiologi Anastesi Rumah Sakit Pendidikan Universitas Himpunan Gigi Malang Laboratorium Histopatologi Karies Gigi Universitas Himpunan Gigi Malang		
Uraian Lain			
Jenis Review	<input type="checkbox"/> Cepat <input checked="" type="checkbox"/> Cepat <input type="checkbox"/> Fullboard	Masa Berlaku 24 Januari 2023 - 24 Januari 2024	Disetujui Melalui Komite
Komisaris Etik Penelitian	Nama Dr. Dwi Karyanti, S.K.M	Tanda Tangan	Tanggal
Koordinator Etik Penelitian	Nama Dr. Muhammad Iqbal, S.P.P	Tanda Tangan	Tanggal

**Daftar Isi formulir etika**

- Mengetahui dan menyetujui prosedur etik penelitian sebelum dilaksanakan
- Mengetahui laporan MAE ke Komite Etik dalam 14 hari dan dilampirkan dalam 7 hari dan laporan RUMAH dalam 77 hari setelah peneliti selesai menerima laporan
- Mengetahui laporan kemajuan (progress report) setiap 6 bulan untuk penelitian akhir tinggi dan setiap setahun untuk penelitian akhir rendah
- Mengetahui laporan akhir setelah penelitian berakhir
- Mengetahui penyesuaian dari protokol yang diterima (jika ada revisi/ perubahan/ tambahan)
- Mengetahui semua aturan yang berlaku

## b. Pemeriksaan Kadar Albumin



LABORATORIUM KIMIA MAKANAN TERNAK  
JURUSAN NUTRISI DAN MAKANAN TERNAK  
FAKULTAS PETERNAKAN  
UNIVERSITAS HASANUDDIN

### HASIL ANALISIS BAHAN

No	Kode Sampel	Albumin (%)
1	Ureum Ikan Gudut	95,09

Mekassar, 3 Januari 2023

Analisis

Mubandari Daryanti

Np. 1917000030011211601

## c. Hasil analisis uji statistik menggunakan SPSS 25,0 for windows 10

### Estimates

Dependent Variable		Mean	Std. Error	95% Confidence Interval	
Variable	Hari			Lower Bound	Upper Bound
Neutrofil	ke-1	7.375	.372	6.622	8.128
	ke-3	7.000	.372	6.247	7.753
	ke-5	5.500	.372	4.747	6.253
TNF	ke-1	6.938	.303	6.324	7.551
	ke-3	6.625	.303	6.011	7.239
	ke-5	4.625	.303	4.011	5.239

## Multiple Comparisons

LSD

Dependent Variable			Mean Difference (I-J)	Std. Error	Sig.	95% Confidence Interval	
						Lower Bound	Upper Bound
TNF	A	B	4.00000*	0,53033	0,000	2,8445	5,1555
		C	6.25000*	0,53033	0,000	5,0945	7,4055
		D	7.00000*	0,53033	0,000	5,8445	8,1555
	B	A	-4.00000*	0,53033	0,000	-5,1555	-2,8445
		C	2.25000*	0,53033	0,001	1,0945	3,4055
		D	3.00000*	0,53033	0,000	1,8445	4,1555
	C	A	-6.25000*	0,53033	0,000	-7,4055	-5,0945
		B	-2.25000*	0,53033	0,001	-3,4055	-1,0945
		D	0,75000	0,53033	0,183	-0,4055	1,9055
	D	A	-7.00000*	0,53033	0,000	-8,1555	-5,8445
		B	-3.00000*	0,53033	0,000	-4,1555	-1,8445
		C	-0,75000	0,53033	0,183	-1,9055	0,4055
NET	A	B	4.75000*	0,80364	0,000	2,9990	6,5010
		C	6.75000*	0,80364	0,000	4,9990	8,5010
		D	8.00000*	0,80364	0,000	6,2490	9,7510
	B	A	-4.75000*	0,80364	0,000	-6,5010	-2,9990
		C	2.00000*	0,80364	0,029	0,2490	3,7510
		D	3.25000*	0,80364	0,002	1,4990	5,0010
	C	A	-6.75000*	0,80364	0,000	-8,5010	-4,9990
		B	-2.00000*	0,80364	0,029	-3,7510	-0,2490
		D	1,25000	0,80364	0,146	-0,5010	3,0010
	D	A	-8.00000*	0,80364	0,000	-9,7510	-6,2490
		B	-3.25000*	0,80364	0,002	-5,0010	-1,4990
		C	-1,25000	0,80364	0,146	-3,0010	0,5010

\*. The mean difference is significant at the 0.05 level.

**d. Dokumentasi Penelitian**


**Proses pembuatan ekstrak ikan haruan menggunakan freeze dryer**



(A)



(B)




(C)




(D)




(E)



(F)



(G)

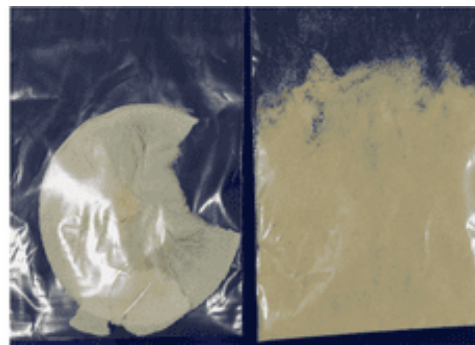


(H)

**Ekstrak ikan haruan (mikropartikel)**



Alat ukur mikropartikel



Ekstrak ikan (mikropartikel)


**Tahap preparasi dan aplikasi bahan uji kombinasi ekstrak ikan haruan dan kalsium hidroksida**



Tahap preparasi

Tahap aplikasi bahan uji dan ditutup RMGIC

**Pembuatan slide preparat**



Slide preparat