

DAFTAR PUSTAKA

- Anonim. 2021. *Wiley Science Solution GC-MS Spectral Database* (Online). (<https://sciencesolutions.wiley.com/>, diakses pada tanggal 8 Desember 2022).
- Anonim. 2022. *Mass Spectrometry Data Center* (Online). (<https://chemdata.nist.gov/>, diakses pada tanggal 8 Desember 2022).
- Al-rubaye, A. F., Hameed, I. H. and Kadhim, M. J. 2017. A Review : Uses of Gas Chromatography-Mass Spectrometry (GC-MS) Technique for Analysis of Bioactive Natural Compounds of Some Plants. *International Journal of Toxicological and Pharmacological Research*. 9. (1): 81-85.
- Aparna, V., Dileep, K.V., Mandal, P.K., Karthe, P., Sadasivan, C., and Haridas, M. 2012. Anti-Inflammatory Property of n-Hexadecanoic Acid: Structural Evidence and Kinetic Assessment. *Chem Biol Drug*. 80: 434-439
- Arifianti, L., Okatarina, R.D., dan Kusumawati, I. 2014. Pengaruh Jenis Pelarut Pengekstraksi terhadap Kadar Sinensetin dalam Ekstrak Daun *Orthosiphon stamineus* B. *E-jurnal Planta Husada*. 2 (2): 1-4.
- Arsianti, A., Bahtiar, A., Wangsaputra, V.K., Azizah, N., Facri, W., nadapdap, L.D., Fajrib, A.M., Tanimoto, H., and kakiuchi, K. 2020. Phytochemical Composition and Evaluation of Marine Algal Sargassum Phytochemical Composition and Evaluation of Marine Algal Sargassum polycystum for Antioxidant Activity and In Vitro Cytotoxicity on Hela Cells. *Pharmacogn J*. 12. (1): 88-94.
- Assegehegn, G., Fuente, E.B., Franco, J.M., and Gallegos, C. 2020. Freeze-drying: A relevant unit operation in the manufacture of foods, nutritional products, and pharmaceuticals. *Elsivier Advances in Food and Nutrition Research*.
- Asthisa, D., Mantiri, D.M., Sumilat, D.A., Rompas, R.M., Sinjal, A.C., and Mantiri, R. 2022. Bioactive compounds in the algae of *Kappaphycus alvarezii* from Belang waters, Southeast Minahasa Regency. *Aquatic Science & Management*. 9 (2): 38-43.
- Belkacemi, L., Belalia, M., Djendara, A.C., and Bouhadda, Y. 2021. Antioxidant And Antibacterial Activities And Identification Of Bioactive Compounds Of Various Extracts Of *Caulerpa Racemosa* From Algerian Coast. *Asian Pacific Journal of Tropical Biomedicine*. 10 (2): 87-94.

- Bharath, B., Perinbam, K., Devanesan, S., Alsalhi, M.S., and Saravanan, M. 2021. Evaluation of the anticancer potential of Hexadecanoic acid from brown algae *Turbinaria ornata* on HT-29 colon cancer cells. *Journal of Molecular Structure*.
- Cagalj, M., Radman, S., Simat, V., and Jerkovic I. 2022. Detailed Chemical Prospecting of Volatile Organic Compounds Variations from Adriatic Macroalga *Halopteris scoparia*. *Molecules*. 27: 2-21.
- Candraningrat, I.D., Santika, A.G., Dharmayanti, I.A., dan Prayascita, P.W. 2021. Review Kemampuan Metode GC-MS Dalam Identifikasi Flunitrazepam Terkait Dengan Aspek Forensik Dan Klinik. *Journal of Chemistry*. 15. (1): 12-19.
- Chauhan, A., Goyal, M.K., and Chauhan, P. 2014. GC-MS Technique and its Analytical Applications in Science and Technology. *Journal Anal Bioanal Tech*. 5. (6): 1-5
- Darmapatni, K.A., dan Basori, A., dan Suaniti, N.M. 2016. Pengembangan Metode GC-MS Untuk Penetapan Kadar Acetaminophen Pada Spesimen Rambut Manusia. *Jurnal Biosains Pascasarjana*. 18. (3): 64-71.
- Devi, R., Loganathan, P., Arputharaj., and Kalaiarasi. 2018. Pharmacognostical And Phytochemical Analysis Of *Sargassum cinereum* (Turner) C. Agardh. *Journal of Pharmacognosy and Phytochemistry*. 7. (1): 2233-2338.
- DitJen POM DepKes RI. 2014. *Farmakope Indonesia Edisi VI*. DepKes RI. Jakarta.
- Herbst, M. 2015. Palmitoleic Acid (Omega-7). *Cancer Association of South Africa (CANSA)*. 1-7.
- Hotmian, E., Suoth, E. and Tallei, T. 2021. GC-MS (Gas Chromatography - Mass Spectrometry) Analysis Of Nut Grass Tuber (*Cyperus rotundus* L.). *Pharmacon*. 10. (2): 849-856.
- Huang, C., Chui, Y., Gong, M., and Chana, F. 2020. Mechanical Behaviour Of Wood Compressed In Radial Direction: Part II. Influence Of Temperature And Moisture Content. *Journal of Bioresources and Bioproducts*. 5. 266-275.
- Huriawati, F., Yuhanna, W.L., dan Mayasari, T. 2016. Pengaruh Metode Pengeringan Terhadap Kualitas Serbuk Seresah Enhalus *Acoroides* Dari Pantai Tawang Pacitan. *Bioeksperimen*. 2. (1): 35-43.

- Indiani, F., Titisari, D., and Lamidi. 2019. Waterbath Design equipped With Temperature Distribution Monitor (Temperature and Timer Control Parameters). *Jeemi*. 1 (1): 11-15.
- Ismiyati., dan Sari, F. 2020. Identifikasi Kenaikan Titik Didih Pada Proses Evaporasi, Terhadap Konsentrasi Larutan Sari Jahe. *Jurnal Konversi*. 9 (2): 33-39.
- Julianto, T.S. 2019. *Fitokimia Tinjauan Metabolit Sekunder dan Skrining Fitokimia*. Universitas Islam Indonesia Press. Yogyakarta. Available as FDF file
- Khater, M. 2020. Freez Drying General Principles of Freeze Drying (The Lyophilization Process. *Research Gate*.
- Kurniawati, I., Maftuch., dan Hariati, A. M. 2016. Penentuan Pelarut Dan Lama Ekstraksi Terbaik Pada Teknik Maserasi *Gracilaria Sp.* Serta Pengaruhnya Terhadap Kadar Air Dan Rendemen. *Jurnal Ilmu Perikanan*. 7. (2): 72-77.
- Manguntungi, B., Sari, A.P., Ariandi, A., Masniawati, A., Vanggy, L.R., Erlangga, R., dan Mahesa, A.M. 2022. Secondary Metabolite Of Sumbawa Algae And Its Potential As A Natural Preservative. *Biotropia*. 29. (2): 95-102.
- Mohd, M.A. .2012. *Advanced Gas Chromatography – Progress In Agricultural, Biomedical And Industrial Applications*. In Tech. Jeneza Croatia. Available as FDF file
- Mukhriani. 2014. Ekstraksi, Pemisahan Senyawa, Dan Identifikasi Senyawa Aktif. *Jurnal Kesehatan*. 7. (2): 361-367.
- Murov, S. 2020. *Properties Of Solvents Used In Organic Chemistry* (Online). (<http://murov.info/orgsolvsort.htm>, diakses pada tanggal 20 November 2022).
- Natasia., dan Jabar, A.A. 2021. Potensi Alga Coklat (*Sargassum Polycystum C. Agardh*) Sebagai Produk Teh Untuk Meningkatkan Imunitas Tubuh. *BIMFI*. 8. (1): 80-94.
- Nazaruddin, M.F., et al. (2021) 'Chemical, Nutrient and Physicochemical Properties of Brown Seaweed, *Sargassum polycystum C. Agardh* (Phaeophyceae) Collected from Port Dickson, Peninsular Malaysia'. *Molecules*, pp. 1-16.

- Nazarudin, M.F., Paramisparam, A., Khalid, N.A., Albaz, M.N., Shahidan, M.S., Yasin, I.S., Isha, A., Zarin, M.A., and Paiko, M. 2020. Metabolic variations in seaweed, *Sargassum polycystum* samples subjected to different drying methods via ¹H NMR-based metabolomics and their bioactivity in diverse solvent extracts. *Arabian Journal of Chemistry*. 13. (11): 7652–7664.
- Nugroho, A. 2017. *Buku Ajar Teknologi Bahan Alam*. Lambung Mangkurat University Press. Banjarmasin. Available as FDF File
- Paga, A., Agus, A., Kustantinah, K., and Budisatria, I. 2021. Secondary Metabolites Content of Seaweed (*Sargassum* sp.) Based on the Different Drying Methods. *Atlantis Press*. 21: 219-223.
- Pagare, S., Bhatia, M., Tripathi, N., Pagare, S., and Bansal, Y. 2015. Secondary Metabolites of Plants and their Role: Overview. *Current Trends in Biotechnology and Pharmacy*. 9. (3): 293-304.
- Pakidi, S.S., dan Suwoyu, H.S. 2017. Potensi dan Pemanfaatan bahan Aktif Alga Cokelat *Sargassum Sp*. *Jurnal Ilmu Perikanan*. 6. (1): 551-562.
- Palariya, D., Singh, A., Dhama, A., Kumar, R., Prakash, O., and Kumar, R. 2019. Phytochemical analysis and biological activities of leaves and bark hexane extracts of *Premna mucronata* Roxb. collected from Kumaun hills of Uttarakhand. *International Journal of Herbal Medicine*. 7 (5): 35-44.
- Palmer, P.T. 2006. *Gas Chromatography/Mass Spectrometry Encyclopedia of Analytical Chemistry*. John Wiley & Sons Inc. San Fransisco. Available as FDF File
- Perumal, B., Chitra, R., Maruthupandian, A., and Viji, M. 2019. Nutritional assessment and bioactive potential of *Sargassum polycystum*. *Indian Journal of Geo Marine Sciences*. 48. (4): 492-498.
- Pramitha, V.S., and Kumari, N.S. 2016. Anti-Inflammatory, Anti-Oxidant, Phytochemical And Gc-Ms Analysis Of Marine Brown Macroalga, *Sargassum Wightii*. *International Journal Of Pharmaceutical, Chemical And Biological Sciences*. 6.(1): 7-15.
- Rahim, A., Yunianta., dan Estiasih, T. 2019. Senyawa-senyawa Bioaktif pada Rumput Laut *Sargassum sp*. *Jurnal Teknologi Pertanian*. 20. (2): 115-126.
- Rahadiati, A., Kadarwan Soewardi, Yusli Wardiatno, dan D. S. 2018 Pemetaan Sebaran Budidaya Rumput Laut: Pendekatan Analisis

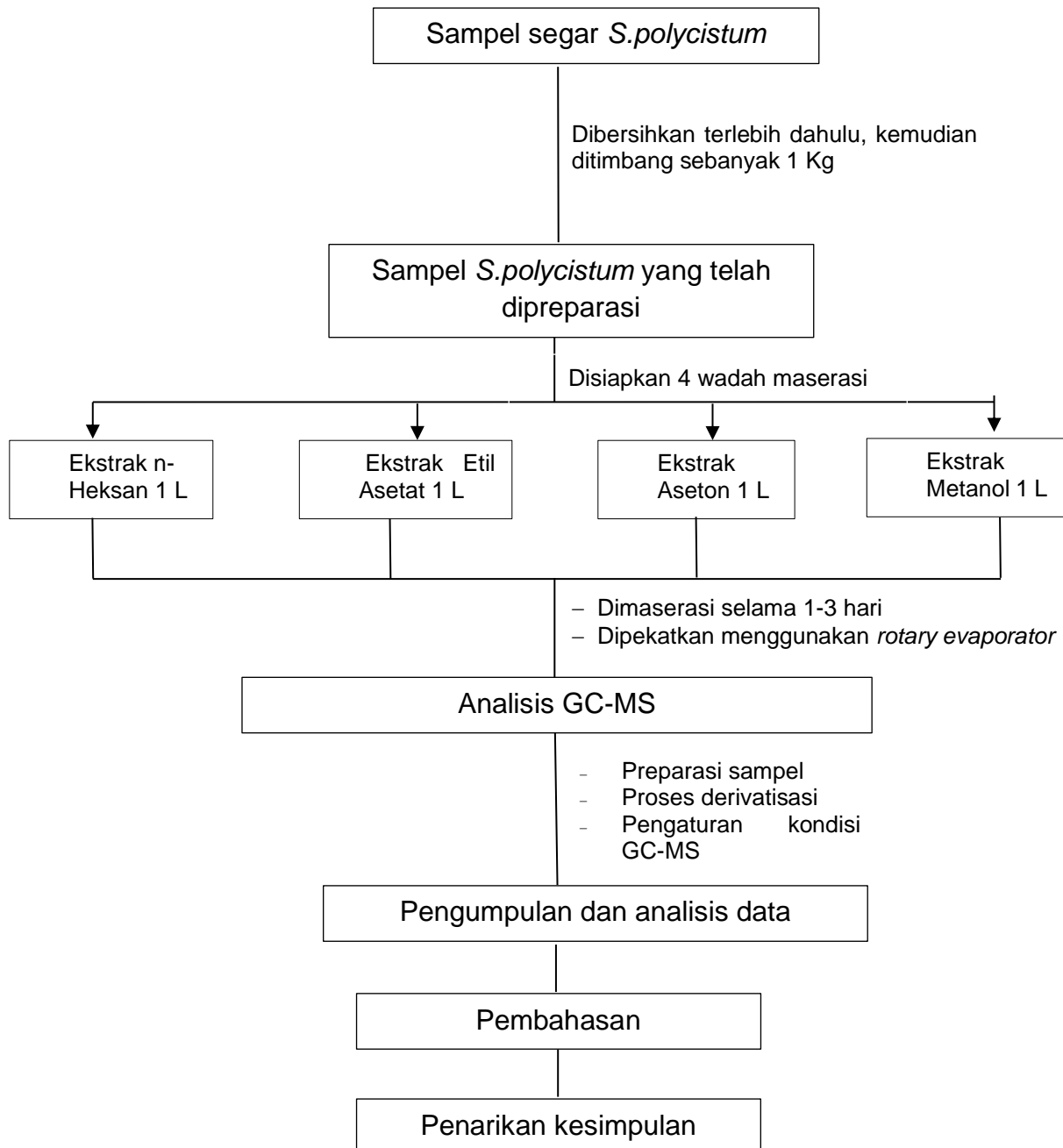
- Multitemporal (Studi Kasus di Kabupaten Takalar Sulawesi Selatan). *Majalah Ilmiah Globe*. 20. (1): 13–22.
- Rahman, M., El-Aty, A.M., Choi, J., Shin, H., Shin, S., and Shim, J. 2015. Basic Overview on Gas Chromatography Columns. In : Anderson, J.L., Editor. *Analytical Separation Science*. First Edition. Wiley-VCH Verlag GmbH & Co. Germany, pp. 832-834.
- Remya, R.R., Julius, A., ramadoss, R., Parthiban, N.B., Pavana, B., Samrot, A.V., Kanwal, S., Vinayagam, M., and Gameda, W. 2022. Pharmacological Activities of Natural Products from Marine Seaweed *Turbinaria ornata*: A Review. *Journal of Nanomaterials*. 1-12.
- Safitri, I., Sofiana, M.S., Kushadiwijayanto, S., dan Sumarni, T. 2021. Total Phenolic Content, Antioxidant and Antibacterial Activities of *Sargassum polycystum* of Ethanol Extract from Waters of Kabung Island. *Berkala Sainstek*. 9. (3): 139-145.
- Santhakrishnan, M., Sujatha, K., Pushpam, A.K., Vellaikumar, S., Kokiladevi, E., and Senthil. 2017. GC-MS Anlysis of Phytochemical in Seaweed Product. *Proceedings of The National Conference on Innovations in Biotechnology*. School of Biotechnology, Madurai Kamaraj university. Madurai, pp. 90-93
- Santoso, B., Imaduddin, F., Sukanto, H., Triyono, J., lambang, R.L., Widodo, P.J., and Siswanto, D.H. 2021. Procurement and Operation Technical For Meniran (*Phyllanthus niruri*) Extraction Equipment. *Majalah Ilmiah Mekanika*. 20. (1): 34-43.
- Savira, A.D., Amin, M.N., and Alamsjah, M.A. 2021. The effect of different type of solvents on the antioxidant activity of fucoxanthin extract from brown seaweed *Sargassum duplicatum*. *The 3rd International Conference on Fisheries and Marine Sciences*.
- Setyantoro, M.E., Haslina., dan Wahjuningsih, S.B. 2019. Pengaruh Waktu Ekstraksi Dengan Metode Ultrasonik Terhadap Kandungan Vitamin C, Protein, Dan Fitokimia Ekstrak Rambut Jagung (*Zea mays* L.). Hal. 53-67.
- Siahaan, E.A., Asaduzzaman, A., and Pangestuti, R. 2018. Chemical Compositions Of Two Brown Seaweeds Species From Karimun Jawa, Indonesia. *Mar. Res. Indonesia*. 43. (22): 71-78.
- Soe-Htun, U., Wai, W. K., & Kyaw, S. p. 2012. The Morphotaxonomy And Phylogeographical Distribution Of The Species Of *Sargassum section*

- Polycistum* (Fucales, Phaeophyta) from Myanmar: *Sargassum polycistum* C. Agardh and *S. plagiophyllum* C. Agardh. *Mawlamyine University Research Journal*. 4. (1): 1-19.
- Sudarwati, T.P. L., dan Fernanda, M.A. 2019. *Aplikasi Pemanfaatan Daun Pepaya (Carica papaya) sebagai Biolarvasida terhadap Larva Aedes aegypti*. Graniti. Kota Baru. Available as FDF File.
- Sulistiyani, Y., Sabdono, A. and Afiati, N. 2021. Fucoxanthin Identification And Purification Of Brown Algae Commonly Found In Lombok Island, Indonesia. *Biodiversitas*. 22. (3): 1527-1534.
- Susanty., dan Bachmid, F. 2016. Perbandingan Metode Ekstraksi Maserasi Dan Refluks Terhadap Kadar Fenolik Dari Ekstrak Tongkol Jagung (*Zea mays* L.). *Konversi*. 5. (2): 87-93.
- Turolo, S., Edofonti, A., Mazzocchi, A., Syren, M.L., Morello, W., Agostoni, C., and Montini, G. 2021. Role of Arachidonic Acid and Its Metabolites in the Biological and Clinical Manifestations of Idiopathic Nephrotic Syndrome. *International Journal of Molecular Science*. 20: 1-15.
- Vanitha, A., Kalimuthu, K., chinnadurai, V., Juliet, Y.S., and Prabakaran, R. 2016. GCMS Analysis of Leaf and Salt Stress Callus of Eggplant (*Solanum melongena* L.). *British Journal of Pharmaceutical Research*.
- Waghmode, A.V., and Patil, M.S. 2021. Gas chromatography-high resolution mass spectrometry analysis of *Sargassum* species. *Indian Hydrobiology*. 20.(1): 35-44.
- Widyartini, DS., Widodo, P., Susanto, A.B. 2017. Thallus variation of *Sargassum polycistum* from Central Java, Indonesia. *Biodeversitas*. 18.(3): 1004–1011.
- Zamimi, N.N., Halim, N.A., Darnis, D.S., Lestari, W., and Mustafa, M. 2019. Gas chromatography-mass spectrometry analysis of phytocomponents of *sargassum polycistum*. *International Journal Of Research In Pharmaceutical Sciences*. 10.(4): 2705-2710.

LAMPIRAN

Lampiran 1. Skema kerja

a. Preparasi Sampel





**LABORATORIUM ILMU LINGKUNGAN DAN KELAUTAN
DEPARTEMEN BIOLOGI
FAKULTAS MATEMATIKA DAN ILMU PENGETAHUAN ALAM
UNIVERSITAS HASANUDDIN, KAMPUS TAMALANREA
JL. PERINTIS KEMERDEKAAN KM.10, MAKASSAR**

No : 062/ILK.BIO/PP.13/10/2021
Hal : Identifikasi Algae
Lamp : 1 Lembar

SURAT KETERANGAN

Yang bertanda tangan dibawah ini, menerangkan bahwa setelah mengkaji karakter sampel ganggang algae dan identifikasi maka terdapat tiga spesies yaitu :

Alga Coklat (Phacophyta)

Sampel : Terima tanggal 06/10/2022
Kondisi sampel : lembab

- Jenis : *Sargassum polycystum* C. Agardh
Diskripsi : Tanaman cukup besar, panjangnya antara 10-40 cm. Alga berwarna coklat, melekat pada substrat keras. Stipula silindris, kaku, dapat tegak sepanjang thallus. Cabang utama kaku mengeluarkan cabang sekunder tumbuh selang-seling dan pada cabang ini terdapat daun , thallus bercabang berbentuk lembaran seperti daun bergelombang, tepi daun bergerigi tidak beraturan, dengan permukaan licin dan agak kaku, dari nodus terdapat bulatan-bulatan banyak menyerupai buah. Tangkai vesikula oval, melekat banyak pada cabang tertier, tunggal atau bergerombol.
- Jenis : *Sargassum sp.*
Diskripsi : Tanaman besar, panjang antara 20-40 cm, berwarna coklat. Bentuk daun besar. oval, dengan tepi bergerigi atau berombak dan ujung agak meruncing. Permukaan licin. Thallus silindris. Tidak memiliki organ pelekat (*holdfast*).
- Jenis : *Padina australis* Hanch, 1887
Diskripsi : Thallus terdiri dari beberapa helaian bentuk kipas/filament berwarna coklat. Ukuran filament ini sedikit lebih besar dibandingkan jenis lain dari *Padina*. Tepi luar filament menebal dan permukaan atas filament mempunyai garis konsentris warna putih. Organ pelekat (*holdfast*) bentuk discoid.

Makassar, 10 Oktober 2022

Kepala Laboratorium I.L.K.,
LABORATORIUM
ILMU LINGKUNGAN DAN KELAUTAN
BIOLOGI KAMPUS TAMALANREA
MAKASSAR
Dr. Magdalena Litay, M.Sc
NIP.19640929 198903 2 002

Tembusan :
1. Arsip



LABORATORIUM ILMU LINGKUNGAN DAN KELAUTAN
DEPARTEMEN BIOLOGI
FAKULTAS MATEMATIKA DAN ILMU PENGETAHUAN ALAM
UNIVERSITAS HASANUDDIN, KAMPUS TAMALANREA
JL. PERINTIS KEMERDEKAAN KM.10, MAKASSAR

Lampiran



Gambar 1. *Sargassum polycystum* C. Agardh



Gambar 2. *Sargassum* sp.



Gambar 3. *Padina australis* Hanch, 1887

Lampiran 3. Hasil Analisis GC-MS

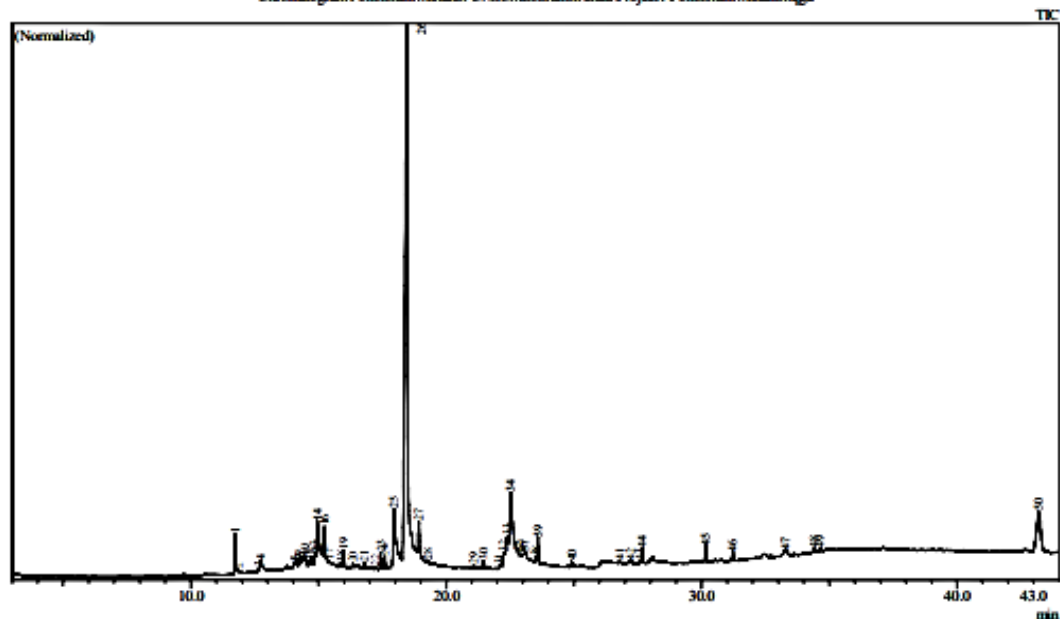
a. Metanol

DATA REPORT GCMS-QP2010 ULTRA SHIMADZU

Analyzed by : Admin
 Analyzed : 23/11/2022 3:12:24 PM
 Sample Type : Unknown
 Level # : 1
 Sample Name : Polisistum Metanol
 Sample ID :
 IS Amount : [1]-1
 Sample Amount : 1

Sample Information

Chromatogram Polisistum Metanol C:\GCMSolution\Data\Project1\Polisistum Metanol.qgd




Peak#	R.Time	Area	Area%	A/H Name
1	11.733	1598196	1.61	3.11 PHENOL, 2,4-BIS(1,1-DIMETHYLETHYL)-
2	11.858	106596	0.11	2.18 CYCLOHEXASILOXANE, DODECAMETHYL-
3	12.667	122531	0.12	3.02 2-Cyclohexen-1-one, 3,5,5-trimethyl-4-(3-oxobutyl)-
4	12.734	548210	0.55	4.85 1-Hexadecene (CAS)
5	14.067	242659	0.25	4.87 cis, cis-3-Ethylbicyclo[4.4.0]decane
6	14.116	263805	0.27	3.55 PHENOL, NONYL-
7	14.250	448176	0.45	3.61 Phenol, 4-(1,1,3,3-tetramethylbutyl)-
8	14.341	430102	0.43	3.49 NONYL-PHENOL MIX OF ISOMERS
9	14.400	254924	0.26	2.64 PHENOL, NONYL-
10	14.475	556757	0.56	4.44 Nonyl-phenol mix of isomers
11	14.638	257069	0.26	4.13 Benzestrol
12	14.718	469600	0.47	3.98 NONYLPHENOL ISOMER
13	14.858	552734	0.56	3.34 Hexestrol
14	14.947	4055199	4.09	7.21 Tetradecanoic acid
15	15.158	433832	0.44	3.40 5-Eicosene, (E)-
16	15.226	2000011	2.02	4.17 1-Octadecene (CAS)
17	15.408	180821	0.18	4.39 Tridecane, 3-methylene-
18	15.856	134822	0.14	2.71 Neophytadiene
19	15.994	657146	0.66	3.03 3,11-Diisopropylidene[4,10a:7,10]dimethano-6,6-dimethyl-3,3a,4,6,7,10-hexahydro-10b1
20	16.346	160245	0.16	2.96 1,2-Benzenedicarboxylic acid, bis(2-methylpropyl) ester
21	16.795	357304	0.36	4.36 2,11-Dioxatetracyclo[4.3.1.1(3,10).0(6,9)]undec-4-ene, 3,7,7,10-tetramethyl-
22	17.224	128409	0.13	3.35 7,9-Di-tert-butyl-1-oxaspiro[4,5]deca-6,9-diene-2,8-dione
23	17.433	845371	0.85	3.86 Hexadecanoic acid, methyl ester (CAS)
24	17.596	551074	0.56	3.32 Benzenepropanoic acid, 3,5-bis(1,1-dimethylethyl)-4-hydroxy-, methyl ester
25	17.953	6364901	6.43	8.73 Palmitoleic acid
26	18.456	51678813	52.18	7.55 n-Hexadecanoic acid

Peak#	R.Time	Area	Area%	A/H Name
27	18.925	1611441	1.63	3.80 1-Hexacosene
28	19.267	138204	0.14	4.57 3,7,11,15-Tetramethylhexadec-2-ene
29	21.076	131333	0.13	3.56 .omega.-3 Arachidonic Acid methyl ester
30	21.473	364271	0.37	3.59 6-OCTADECENOIC ACID, METHYL ESTER, (Z)-
31	22.075	141116	0.14	4.92 Methyl stearate
32	22.250	1084876	1.10	6.04 (6Z,9Z,12Z,15Z)-Methyl octadeca-6,9,12,15-tetraenoate
33	22.388	2328367	2.35	6.33 9,12-Octadecadienoic acid (Z,Z)-
34	22.521	8664241	8.75	9.53 7-Tetradecenal, (Z)-
35	22.842	694952	0.70	6.19 9,12-Octadecadienoic acid, ethyl ester
36	22.975	556137	0.56	7.08 Ethyl Oleate
37	23.092	490616	0.50	5.00 9-Octadecenoic acid (Z)- (CAS)
38	23.485	199071	0.20	3.35 10-Heneicosene (c,t)
39	23.587	1117366	1.13	3.36 1-Hexacosene
40	24.914	197436	0.20	3.21 5,8,11,14-Eicosatetraenoic acid, methyl ester, (all-Z)-
41	26.797	141094	0.14	4.79 4,8,12,16-Tetramethylheptadecan-4-olide
42	27.223	99498	0.10	3.10 7-Oxo-2-oxa-7-thiatricyclo[4.4.0.0(3,8)]decan-4-ol
43	27.575	126475	0.13	3.49 1-Dodecanol, 3,7,11-trimethyl-
44	27.663	628671	0.63	3.23 1-Heptacosanol
45	30.153	667485	0.67	3.25 1,2-Benzenedicarboxylic acid, bis(2-ethylhexyl) ester (CAS)
46	31.224	279115	0.28	2.74 Docosyl heptafluorobutyrate
47	33.284	228105	0.23	4.75 HEXADECANOIC ACID, HEXADECYL ESTER
48	34.400	137609	0.14	2.92 Octacosanol
49	34.653	86677	0.09	2.76 2,6,10,14,18,22-Tetracosahexaene, 2,6,10,15,19,23-hexamethyl-, (all-E)-
50	43.198	5530359	5.58	11.23 Tris(2,4-di-tert-butylphenyl) phosphate
		99043822	100.00	

<< Target >>

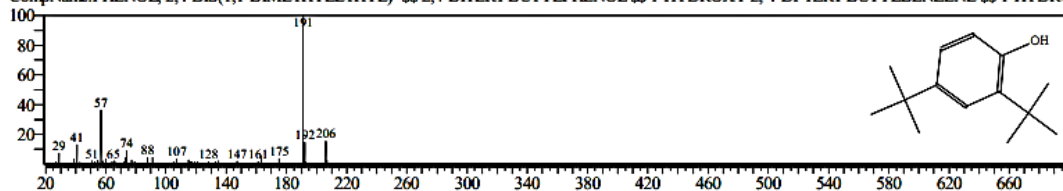
Line#:1 R.Time:11.733(Scan#:1049) MassPeaks:372
 RawMode:Averaged 11.725-11.742(1048-1050) BasePeak:190.90(152545)
 BG Mode:Calc. from Peak Group 1 - Event 1 Scan



Hit#:1 Entry:113212 Library:WILEY8.LIB

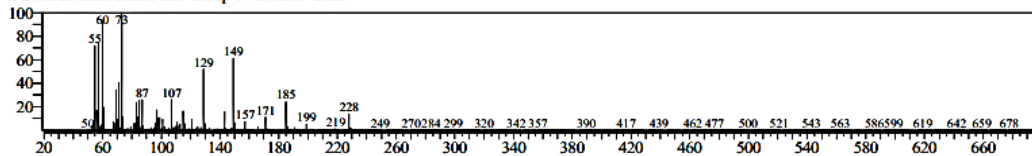
SI:96 Formula:C14H22O CAS:96-76-4 MolWeight:206 RetIndex:0

CompName:PHENOL, 2,4-BIS(1,1-DIMETHYLETHYL)- \$\$ 2,4-DITERT-BUTYLPHENOL \$\$ 1-HYDROXY-2, 4-DI-TERT-BUTYLBENZENE \$\$ 1-HYDRO



<< Target >>

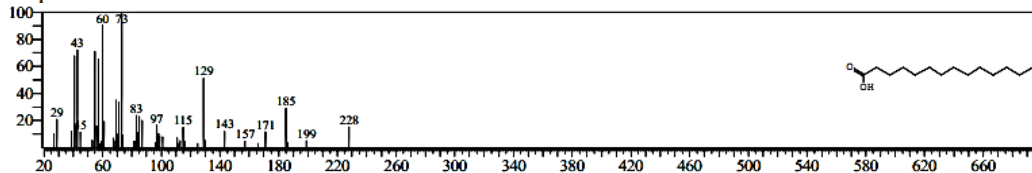
Line#:14 R.Time:14.950(Scan#:1435) MassPeaks:465
 RawMode:Averaged 14.942-14.958(1434-1436) BasePeak:72.95(44985)
 BG Mode:Calc. from Peak Group 1 - Event 1 Scan



Hit#:1 Entry:100380 Library:NIST17.lib

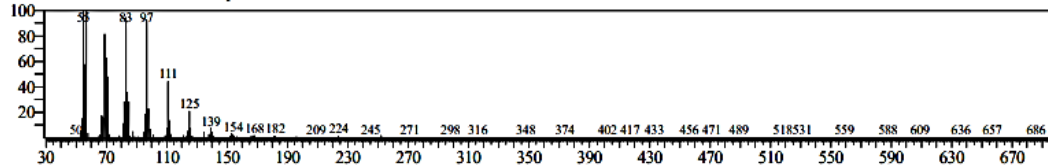
SI:91 Formula:C14H28O2 CAS:544-63-8 MolWeight:228 RetIndex:1769

CompName:Tetradecanoic acid

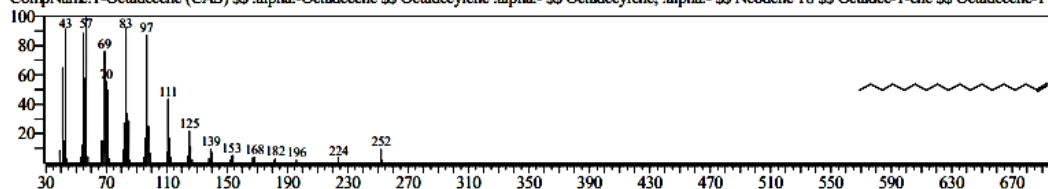


<< Target >>

Line#:16 R.Time:15.225(Scan#:1468) MassPeaks:347
 RawMode:Averaged 15.217-15.233(1467-1469) BasePeak:57.00(35725)
 BG Mode:Calc. from Peak Group 1 - Event 1 Scan

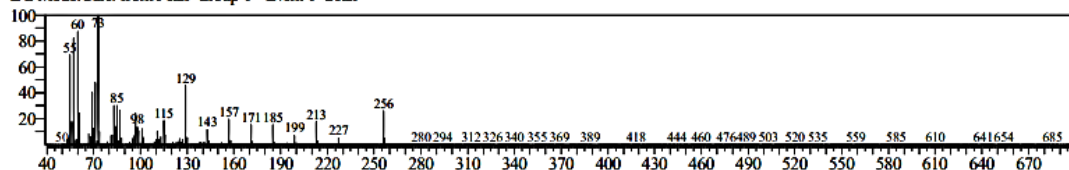


Hit#:1 Entry:265644 Library:Wiley9.lib
 SI:97 Formula:C18H36 CAS:112-88-9 MolWeight:252 RetIndex:0
 CompName:1-Octadecene (CAS) SS.alpha.-Octadecene SS Octadecylene.alpha.- SS Octadecylene.alpha.- SS Neodene 18 SS Octadec-1-ene SS Octadecene-1 S

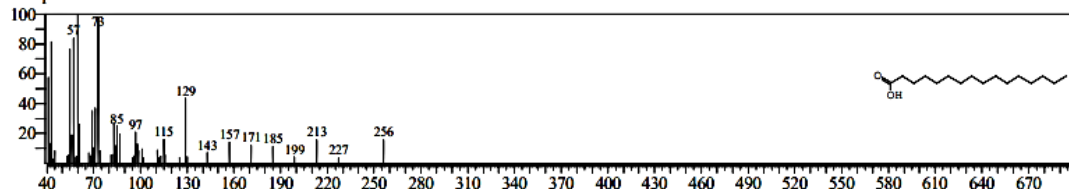


<< Target >>

Line#:26 R.Time:18.458(Scan#:1856) MassPeaks:520
 RawMode:Averaged 18.450-18.467(1855-1857) BasePeak:72.95(631537)
 BG Mode:Calc. from Peak Group 1 - Event 1 Scan

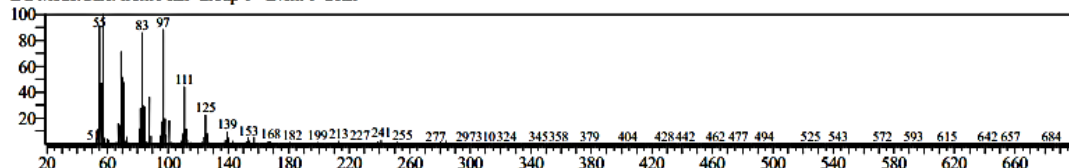


Hit#:1 Entry:129354 Library:NIST17.lib
 SI:95 Formula:C16H32O2 CAS:57-10-3 MolWeight:256 RetIndex:1968
 CompName:n-Hexadecanoic acid

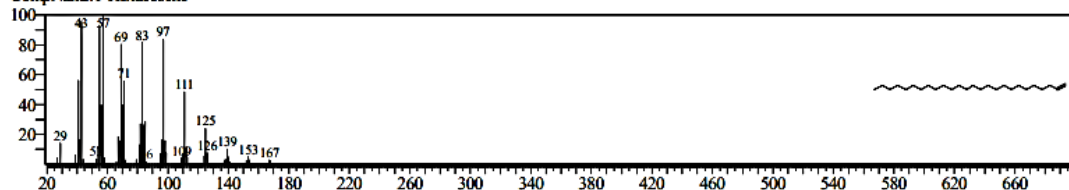


<< Target >>

Line#:27 R.Time:18.925(Scan#:1912) MassPeaks:402
 RawMode:Averaged 18.917-18.933(1911-1913) BasePeak:57.00(38344)
 BG Mode:Calc. from Peak Group 1 - Event 1 Scan

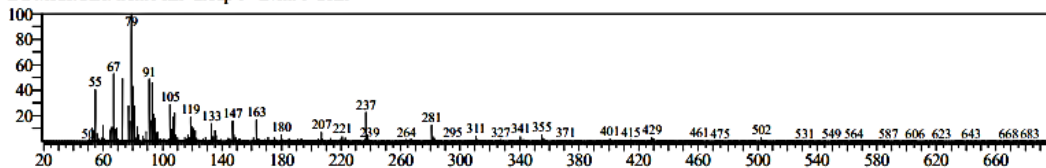


Hit#:1 Entry:240778 Library:NIST17.lib
 SI:93 Formula:C26H52 CAS:18835-33-1 MolWeight:364 RetIndex:2596
 CompName:1-Hexacosene

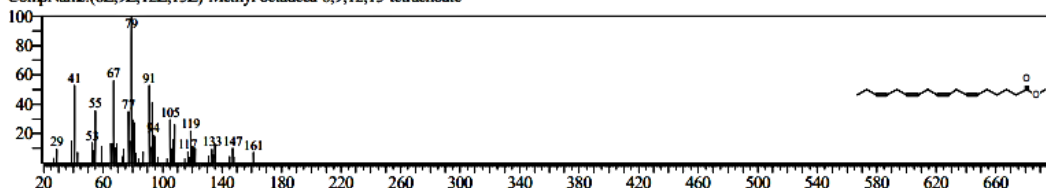


<< Target >>

Line#:32 R.Time:22.250(Scan#:2311) MassPeaks:420
 RawMode:Averaged 22.242-22.258(2310-2312) BasePeak:79.00(8296)
 BG Mode:Calc. from Peak Group 1 - Event 1 Scan

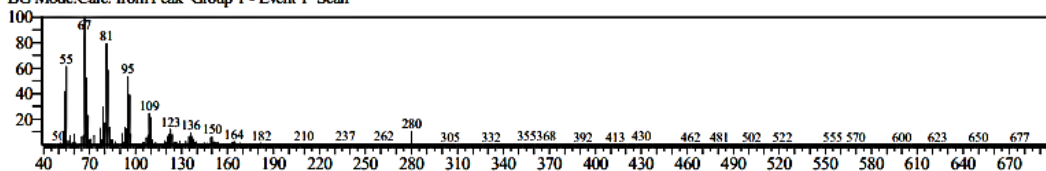


Hit#:1 Entry:166029 Library:NIST17.lib
 SI:84 Formula:C19H30O2 CAS:73097-00-4 MolWeight:290 RetIndex:2109
 CompName:(6Z,9Z,12Z,15Z)-Methyl octadeca-6,9,12,15-tetraenoate

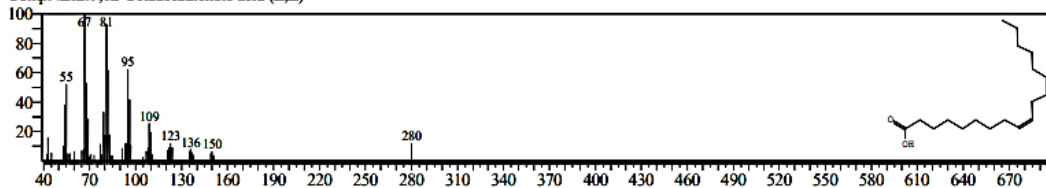


<< Target >>

Line#:33 R.Time:22.392(Scan#:2328) MassPeaks:372
 RawMode:Averaged 22.383-22.400(2327-2329) BasePeak:67.00(14716)
 BG Mode:Calc. from Peak Group 1 - Event 1 Scan

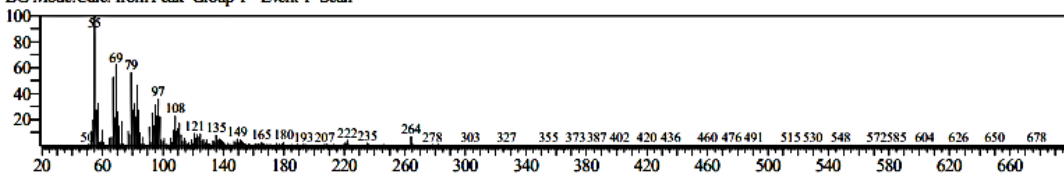


Hit#:1 Entry:154772 Library:NIST17.lib
 SI:96 Formula:C18H32O2 CAS:60-33-3 MolWeight:280 RetIndex:2183
 CompName:9,12-Octadecadienoic acid (Z,Z)-

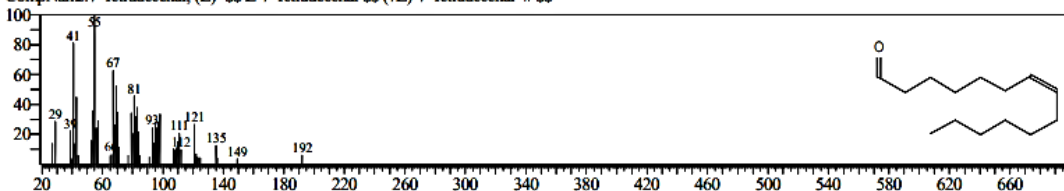


<< Target >>

Line#:34 R.Time:22.517(Scan#:2343) MassPeaks:342
 RawMode:Averaged 22.508-22.525(2342-2344) BasePeak:55.00(55681)
 BG Mode:Calc. from Peak Group 1 - Event 1 Scan

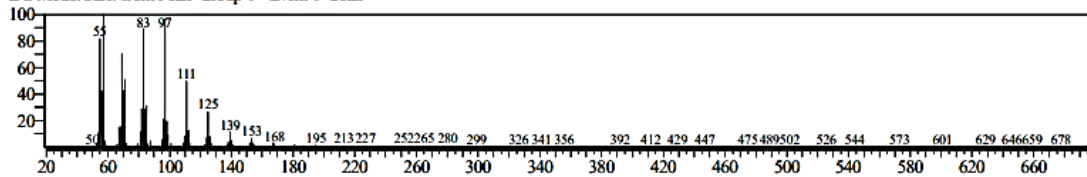


Hit#:1 Entry:45828 Library:NIST147.LIB
 SI:89 Formula:C14H26O CAS:65128-96-3 MolWeight:210 RetIndex:0
 CompName:7-Tetradecenal, (Z)- SS Z-7-Tetradecenal SS (7Z)-7-Tetradecenal # SS



<< Target >>

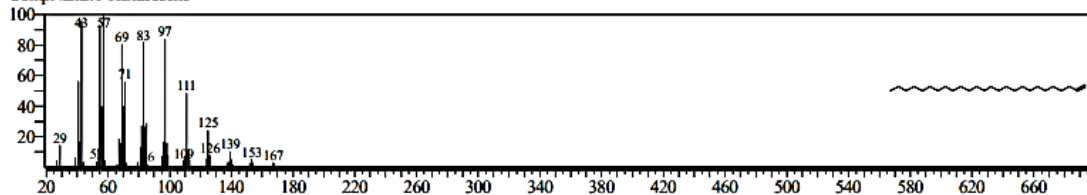
Line#:39 R.Time:23.583(Scan#:2471) MassPeaks:395
 RawMode:Averaged 23.575-23.592(2470-2472) BasePeak:57.00(30545)
 BG Mode:Calc. from Peak Group 1 - Event 1 Scan



Hit#:1 Entry:240778 Library:NIST17.lib

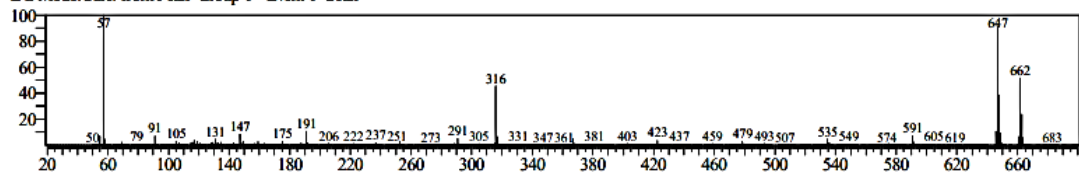
SI:97 Formula:C₂₆H₅₂ CAS:18835-33-1 MolWeight:364 RetIndex:2596

CompName:1-Hexacosene



<< Target >>

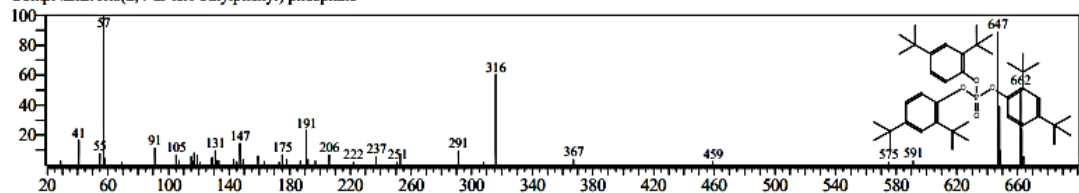
Line#:50 R.Time:43.200(Scan#:4825) MassPeaks:520
 RawMode:Averaged 43.192-43.208(4824-4826) BasePeak:57.00(79421)
 BG Mode:Calc. from Peak Group 1 - Event 1 Scan



Hit#:1 Entry:304886 Library:NIST17.lib

SI:88 Formula:C₄₂H₆₃O₄P CAS:95906-11-9 MolWeight:662 RetIndex:0

CompName:Tris(2,4-di-tert-butylphenyl) phosphate



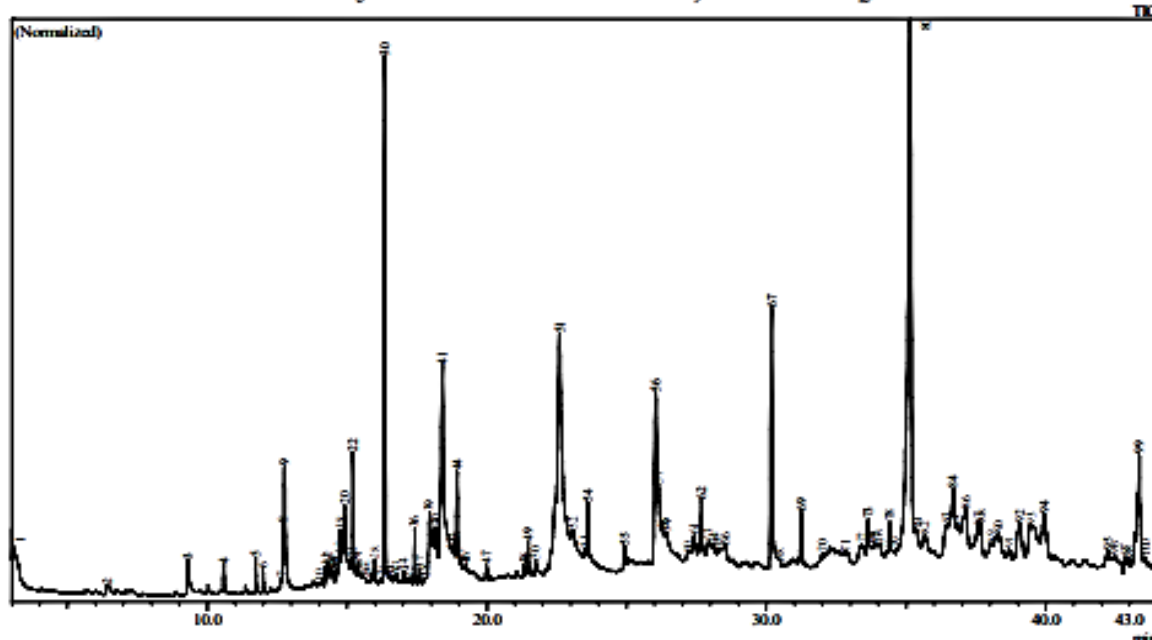
b. Aseton

DATA REPORT GCMS-QP2010 ULTRA SHIMADZU

Analyzed by : Admin
 Analyzed : 23/11/2022 4:55:42 PM
 Sample Type : Unknown
 Level # : 1
 Sample Name : Polixistam Aseton
 Sample ID :
 IS Amount : [1]-1
 Sample Amount : 1

Sample Information

Chromatogram Polixistam Aseton C:\GCMSolution\Data\Project 1\Polixistam Aseton.qgd



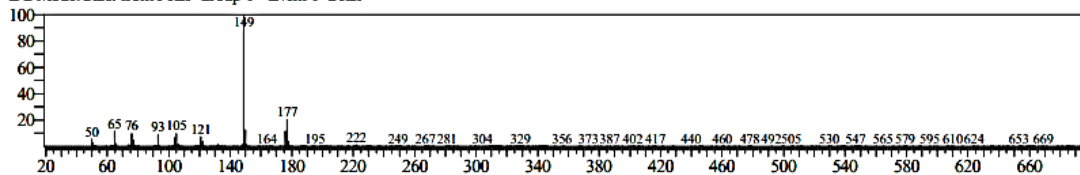
Peak Report TIC

Peak#	R.Time	Area	Area%	A/H Name
1	3.029	3653798	0.64	10.94 2-Pentanone, 4-hydroxy-4-methyl-
2	6.448	1336897	0.23	6.95 2,6-DIMETHYL-6-NITRO-2-HEPTEN-4-ONE
3	9.305	3166428	0.55	4.85 1,2,3-Propanetriol, triacetate (CAS)
4	10.583	1751649	0.31	3.30 DIHYDRO-NOR-DICYCLO-PENTADIENYL ACETATE
5	11.730	1849365	0.32	2.72 PHENOL, 2,4-BIS(1,1-DIMETHYLETHYL)-
6	11.992	1157364	0.20	2.72 Lilial
7	12.650	598759	0.10	2.62 2,6-Naphthalenedione, octahydro-1,1,8a-trimethyl-, trans-
8	12.703	2872342	0.50	2.23 1-Pentadecene
9	12.761	10008418	1.75	4.29 Diethyl Phthalate
10	14.000	504297	0.09	4.92 Dotriacontane (CAS)
11	14.236	1304539	0.23	3.19 PHENOL, 4-(2,2,3,3-TETRAMETHYLBUTYL)-
12	14.323	1619750	0.28	3.55 Nonyl-phenol mix of isomers
13	14.391	758027	0.13	2.63 PHENOL, NONYL-
14	14.467	1715376	0.30	4.89 PHENOL, NONYL-
15	14.600	908329	0.16	3.07 1-ISOPROPYLADAMANTANE
16	14.636	873245	0.15	2.62 PHENOL, 4-[1-(1,1-DIMETHYLETHYL)-2,2-DIMETHYLPROPYL]-
17	14.708	1734692	0.30	2.85 PHENOL, NONYL-
18	14.757	3916999	0.68	3.58 ALPHA-HEXYL-CINNAMALDEHYDE
19	14.845	2401641	0.42	3.05 Hexestrol
20	14.909	10210264	1.78	6.60 Tetradecanoic acid
21	15.142	1948543	0.34	3.62 5-OCTADECENE, (E)-
22	15.215	6986922	1.22	2.73 1-OCTADECENE
23	15.302	1043318	0.18	2.87 Octadecane (CAS)
24	15.394	2985440	0.52	6.83 6-Hydroxy-4,4,7a-trimethyl-5,6,7,7a-tetrahydrobenzofuran-2(4H)-one
25	15.568	909377	0.16	4.24 1-Octadecene
26	15.642	787061	0.14	5.01 Isopropyl Myristate

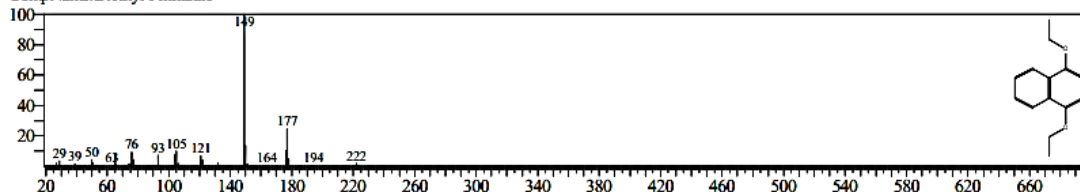
Peak#	R.Time	Area	Area%	A/H Name
27	15.856	1337380	0.23	5.29 Neophytadiene
28	15.997	1948825	0.34	3.81 3H-4,10A:7,10-DIMETHANOCYCLOHEPT[E]INDENE, 3A,4,6,7,10,10B-HEN
29	16.188	681652	0.12	5.43 Cyclopenta[g]-2-benzopyran, 1,3,4,6,7,8-hexahydro-4,6,6,7,8,8-hexamethyl-
30	16.351	30783021	5.37	3.07 1,2-Benzenedicarboxylic acid, bis(2-methylpropyl) ester
31	16.543	908692	0.16	5.88 9,12,15-Octadecatrien-1-ol, (Z,Z,Z)-
32	16.672	768413	0.13	4.75 1-Hexadecanol (CAS)
33	16.791	1043623	0.18	4.79 2,11-Dioxatetracyclo[4.3.1.1(3,10).0(6,9)]undec-4-ene, 3,7,7,10-tetramethyl-
34	17.025	1323508	0.23	4.94 9-Hexadecenoic acid, methyl ester, (Z)-
35	17.218	772550	0.13	5.48 1,2-Benzenedicarboxylic acid, bis(2-methylpropyl) ester (CAS)
36	17.423	3300435	0.58	3.15 HEXADECANOIC ACID, METHYL ESTER
37	17.603	920016	0.16	3.15 Benzenepropanoic acid, 3,5-bis(1,1-dimethylethyl)-4-hydroxy-, methyl ester
38	17.775	655504	0.11	7.49 Z,Z,Z-4,6,9-Nonadecatriene
39	17.954	12111180	2.11	9.19 Palmitoleic acid
40	18.173	6663511	1.16	6.55 Dibutyl phthalate
41	18.406	35946407	6.27	8.89 n-Hexadecanoic acid
42	18.725	1454455	0.25	2.90 n-Hexadecanoic acid
43	18.811	2914924	0.51	5.07 E-15-Heptadecenal
44	18.930	9048096	1.58	4.66 1-Nonadecene
45	19.078	1053650	0.18	4.88 Heneicosane
46	19.253	790996	0.14	5.98 Tridecane, 3-methylene-
47	19.982	1000042	0.17	3.54 Arachidonic acid
48	21.323	950061	0.17	4.24 9,12-Octadecadienoic acid (Z,Z)-, methyl ester
49	21.474	2549430	0.44	3.82 6-Octadecenoic acid, methyl ester, (Z)-
50	21.745	1450001	0.25	4.99 Phytol
51	22.598	62260862	10.86	14.26 7-Tetradecenal, (Z)-
52	23.091	4680948	0.82	9.88 OCTADECANOIC ACID
53	23.499	626153	0.11	3.27 1-Nonadecene
54	23.603	4639054	0.81	4.20 1-Hexacosene
55	24.924	1475353	0.26	3.58 5,8,11,14-Eicosatetraenoic acid, methyl ester, (all-Z)-
56	26.039	18493313	3.23	5.72 Arachidonic acid
57	26.135	9226618	1.61	6.32 Doconexent
58	26.308	2918309	0.51	5.73 8,11,14-Eicosatrienoic acid, (Z,Z,Z)-
59	26.428	3241018	0.57	7.23 Isoaromadendrene epoxide
60	27.183	1316895	0.23	11.50 3-Heptafluorobutyryldecane
61	27.416	4065097	0.71	8.65 Triacetyl heptafluorobutyrate
62	27.679	6540982	1.14	5.74 1-Heptacosanol
63	27.940	3549890	0.62	10.12 1,2-Benzenedicarboxylic acid, diundecyl ester
64	28.133	2615042	0.46	9.64 Phthalic acid, pentyl tridec-2-yn-1-yl ester
65	28.292	2934951	0.51	13.72 PENTATRIACONTANE
66	28.529	2099662	0.37	6.98 1-Dodecanol, 2-octyl-
67	30.177	21639937	3.77	4.40 Bis(2-ethylhexyl) phthalate
68	30.508	785341	0.14	6.96 1-NONADECENE
69	31.237	3738671	0.65	3.77 Heneicosyl trifluoroacetate
70	32.016	619740	0.11	5.39 Octacosanol
71	32.848	890049	0.16	8.80 1-Dodecanol, 2-octyl-
72	33.413	3953281	0.69	13.14 Octatriacontyl pentafluoropropionate
73	33.636	3326509	0.58	4.34 1,4-Benzenedicarboxylic acid, bis(2-ethylhexyl) ester
74	33.758	1165224	0.20	4.75 8-Heptadecene, 9-octyl-
75	33.867	2839046	0.50	9.74 1-HENTETRACONTANOL
76	34.032	2203732	0.38	7.51 1-TRIDECENE
77	34.275	663456	0.12	5.68 Palmnoleamide
78	34.413	2818448	0.49	4.15 Docosyl heptafluorobutyrate
79	34.658	768811	0.13	5.45 2,6,10,14,18,22-Tetracosahexaene, 2,6,10,15,19,23-hexamethyl-, (all-E)-
80	35.138	92820634	16.19	9.15 Heptacosyl heptafluorobutyrate
81	35.358	3644901	0.64	7.56 1-Decene, 3,3,4-trimethyl-
82	35.690	3797877	0.66	10.60 Triacotane, 1,30-dibromo-
83	36.471	6112818	1.07	10.67 1,4,6,7-Tetrahydroindol-5-one
84	36.680	13027298	2.27	10.87 6-Methoxy-7-(2-oxo-3-methylbutoxy)coumarin
85	36.867	2825391	0.49	6.42 Octatriacontyl trifluoroacetate
86	37.133	9633282	1.68	12.58 PHENOL, 4-DODECYL-
87	37.563	3137466	0.55	6.81 1-(2,6-Dimethyl-4-propoxyphenyl)propan-1-one
88	37.677	2494700	0.44	4.59 Tetracosyl trifluoroacetate
89	38.033	2511330	0.44	9.93 1-Hydroxymethyl-8-methyltricyclo[6.3.1.0(2,5)]undecane
90	38.297	6856191	1.20	15.05 Phthalic acid, ethyl 2-propylphenyl ester
91	38.691	1398798	0.24	7.82 Phosphine oxide, cyclohexyl methyl menthyl-oxo-
92	39.065	8426045	1.47	11.97 phenol, 2-(1,1,3,3-tetramethylbutyl)-
93	39.466	14629294	2.55	22.04 Triacetyl heptafluorobutyrate
94	39.943	10217332	1.78	11.79 1,2-Benzenedicarboxylic acid, diisododecyl ester
95	42.213	2587897	0.45	9.16 Docosyl heptafluorobutyrate
96	42.460	1333649	0.23	9.17 1-Henitriacontanol (CAS)
97	42.842	1517498	0.26	4.80 14- BETA- H-PREGNA
98	42.992	1612286	0.28	6.86 1-NONADECENE
99	43.336	19615806	3.42	8.91 Triis(2,4-di-tert-butylphenyl) phosphate
100	43.550	1684016	0.29	7.55 Nonadecyl pentafluoropropionate
		573360113	100.00	

<< Target >>

Line#:9 R.Time:12.758(Scan#:1172) MassPeaks:281
 RawMode:Averaged 12.750-12.767(1171-1173) BasePeak:148.90(798569)
 BG Mode:Calc. from Peak Group 1 - Event 1 Scan

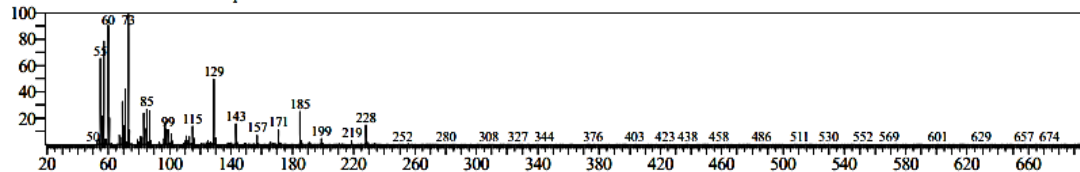


Hit#:1 Entry:93325 Library:NIST17.lib
 SI:97 Formula:C12H14O4 CAS:84-66-2 MolWeight:222 RetIndex:1639
 CompName:Diethyl Phthalate

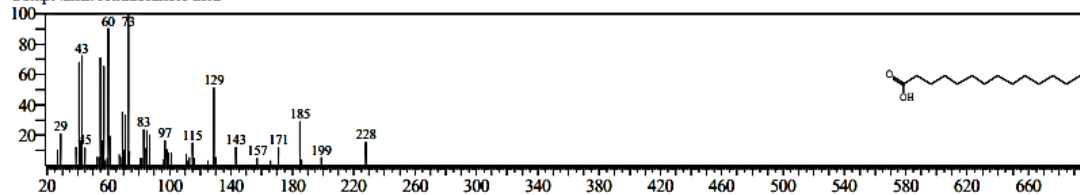


<< Target >>

Line#:20 R.Time:14.908(Scan#:1430) MassPeaks:353
 RawMode:Averaged 14.900-14.917(1429-1431) BasePeak:72.95(115175)
 BG Mode:Calc. from Peak Group 1 - Event 1 Scan

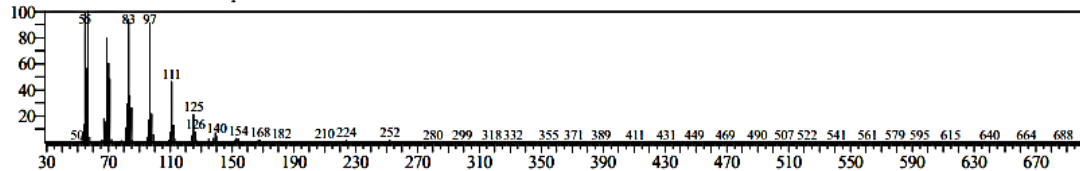


Hit#:1 Entry:100380 Library:NIST17.lib
 SI:96 Formula:C14H28O2 CAS:544-63-8 MolWeight:228 RetIndex:1769
 CompName:Tetradecanoic acid

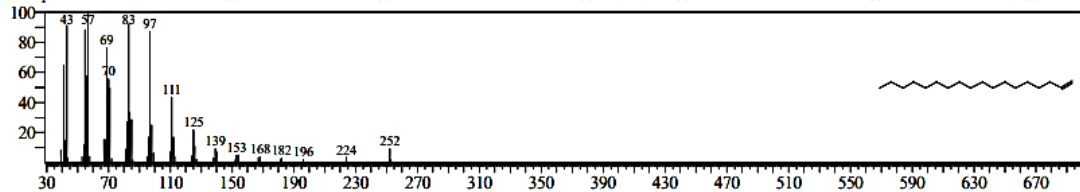


<< Target >>

Line#:22 R.Time:15.217(Scan#:1467) MassPeaks:329
 RawMode:Averaged 15.208-15.225(1466-1468) BasePeak:57.00(201903)
 BG Mode:Calc. from Peak Group 1 - Event 1 Scan

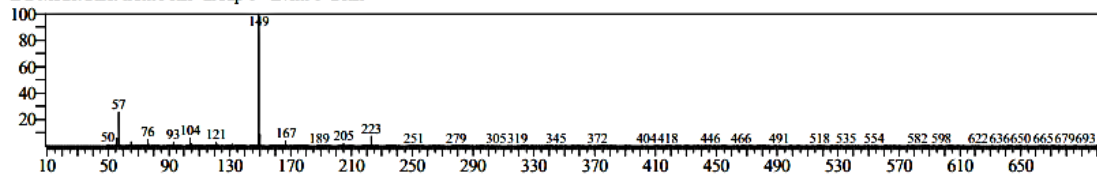


Hit#:1 Entry:178032 Library:WILEY8.LIB
 SI:97 Formula:C18H36 CAS:112-88-9 MolWeight:252 RetIndex:0
 CompName:1-OCTADECENE \$\$ OCTADEC-1-ENE \$\$ ALPHA-OCTADECENE \$\$ A13-06521 \$\$ ALPHA-OCTADECENE \$\$ EINECS 204-012-9 \$\$ NEOI

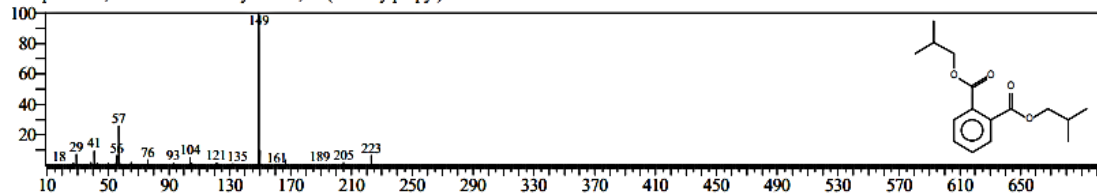


<< Target >>

Line#:30 R.Time:16.350(Scan#:1603) MassPeaks:390
 RawMode:Averaged 16.342-16.358(1602-1604) BasePeak:148.90(4780201)
 BG Mode:Calc. from Peak Group 1 - Event 1 Scan

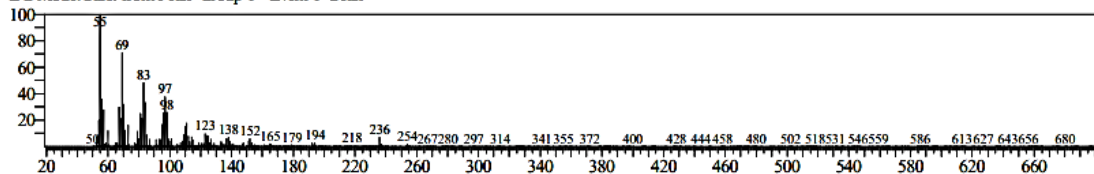


Hit#:1 Entry:22642 Library:NIST7.LIB
 SI:98 Formula:C16H22O4 CAS:84-69-5 MolWeight:278 RetIndex:0
 CompName:1,2-Benzenedicarboxylic acid, bis(2-methylpropyl) ester

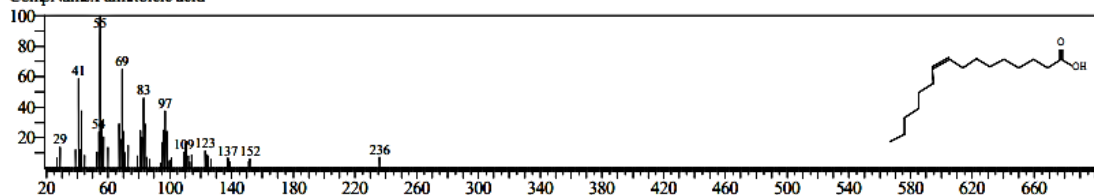


<< Target >>

Line#:39 R.Time:17.950(Scan#:1795) MassPeaks:417
 RawMode:Averaged 17.942-17.958(1794-1796) BasePeak:55.00(107019)
 BG Mode:Calc. from Peak Group 1 - Event 1 Scan

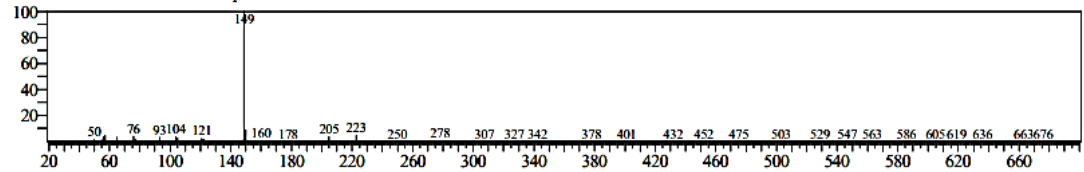


Hit#:1 Entry:126969 Library:NIST17.lib
 SI:96 Formula:C16H30O2 CAS:373-49-9 MolWeight:254 RetIndex:1976
 CompName:Palmitoleic acid

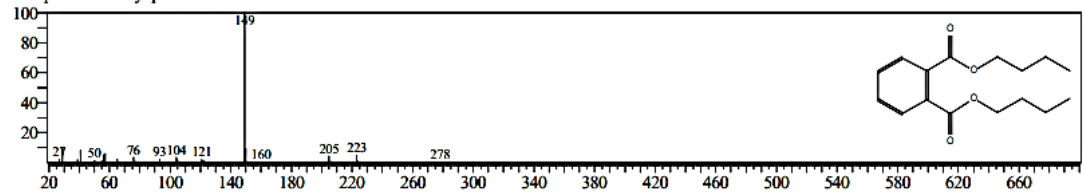


<< Target >>

Line#:40 R.Time:18.175(Scan#:1822) MassPeaks:273
 RawMode:Averaged 18.167-18.183(1821-1823) BasePeak:148.90(296071)
 BG Mode:Calc. from Peak Group 1 - Event 1 Scan

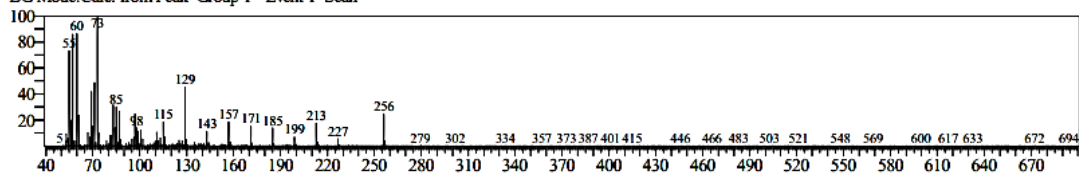


Hit#:1 Entry:152589 Library:NIST17.lib
 SI:98 Formula:C16H22O4 CAS:84-74-2 MolWeight:278 RetIndex:2037
 CompName:Dibutyl phthalate

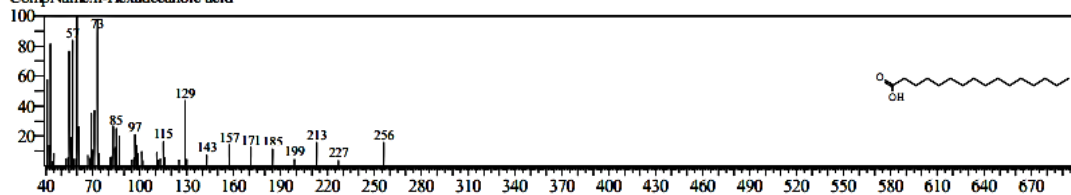


<< Target >>

Line#:41 R.Time:18.408(Scan#:1850) MassPeaks:443
 RawMode:Averaged 18.400-18.417(1849-1851) BasePeak:72.95(327678)
 BG Mode:Calc. from Peak Group 1 - Event 1 Scan

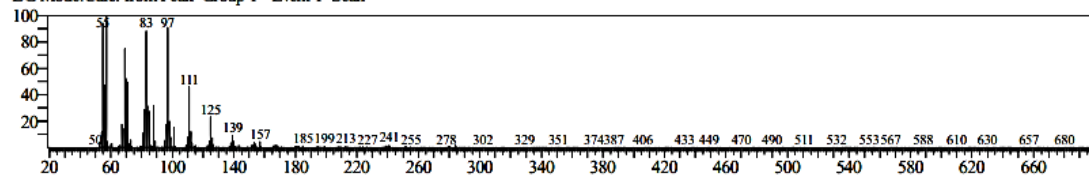


Hit#:1 Entry:129354 Library:NIST17.lib
 SI:95 Formula:C16H32O2 CAS:57-10-3 MolWeight:256 RetIndex:1968
 CompName:n-Hexadecanoic acid

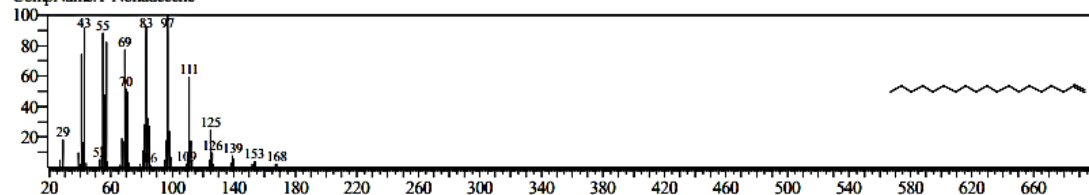


<< Target >>

Line#:44 R.Time:18.933(Scan#:1913) MassPeaks:365
 RawMode:Averaged 18.925-18.942(1912-1914) BasePeak:57.00(148979)
 BG Mode:Calc. from Peak Group 1 - Event 1 Scan




Hit#:1 Entry:139840 Library:NIST17.lib
 SI:94 Formula:C19H38 CAS:18435-45-5 MolWeight:266 RetIndex:1900
 CompName:1-Nonadecene

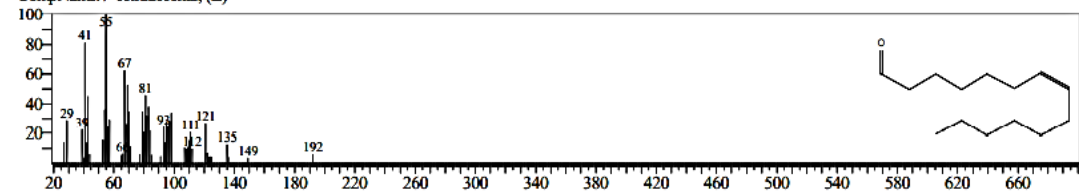


<< Target >>

Line#:51 R.Time:22.600(Scan#:2353) MassPeaks:473
 RawMode:Averaged 22.592-22.608(2352-2354) BasePeak:55.00(321008)
 BG Mode:Calc. from Peak Group 1 - Event 1 Scan

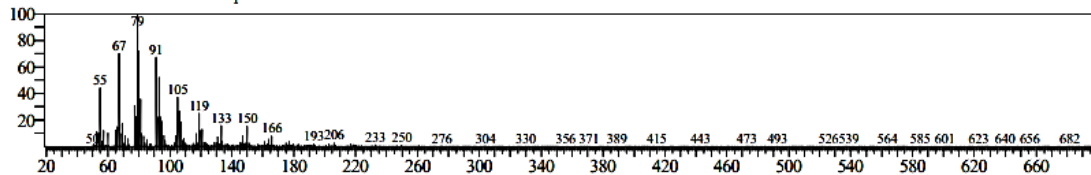


Hit#:1 Entry:81586 Library:NIST17.lib
 SI:90 Formula:C14H26O CAS:65128-96-3 MolWeight:210 RetIndex:1609
 CompName:7-Tetradecenal, (Z)-

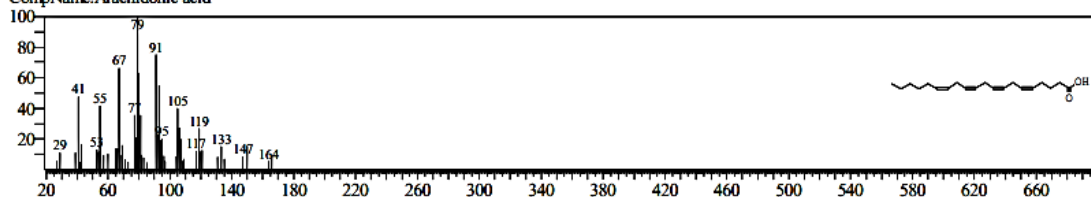


<< Target >>

Line#:56 R.Time:26.042(Scan#:2766) MassPeaks:485
 RawMode:Averaged 26.033-26.050(2765-2767) BasePeak:78.95(206156)
 BG Mode:Calc. from Peak Group 1 - Event 1 Scan

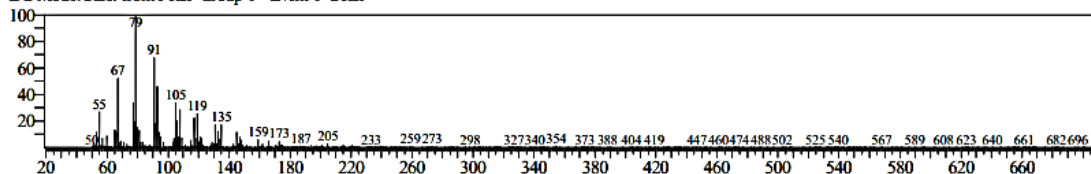


Hit#:1 Entry:181305 Library:NIST17.lib
 SI:97 Formula:C20H32O2 CAS:506-32-1 MolWeight:304 RetIndex:2398
 CompName:Arachidonic acid

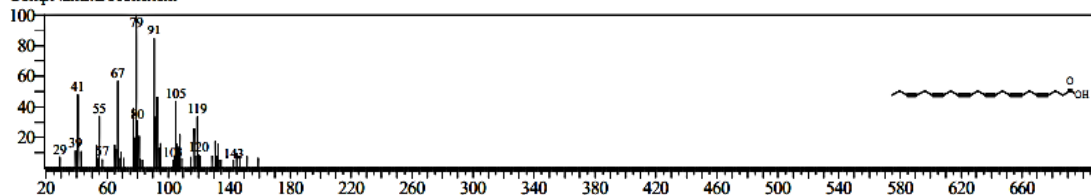


<< Target >>

Line#:57 R.Time:26.133(Scan#:2777) MassPeaks:363
 RawMode:Averaged 26.125-26.142(2776-2778) BasePeak:78.95(21976)
 BG Mode:Calc. from Peak Group 1 - Event 1 Scan

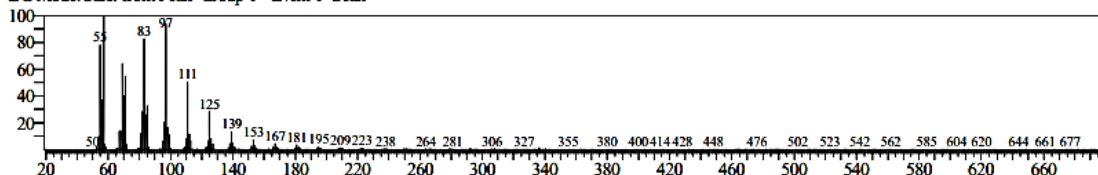


Hit#:1 Entry:207289 Library:NIST17.lib
 SI:91 Formula:C22H32O2 CAS:6217-54-5 MolWeight:328 RetIndex:2612
 CompName:Doconexent

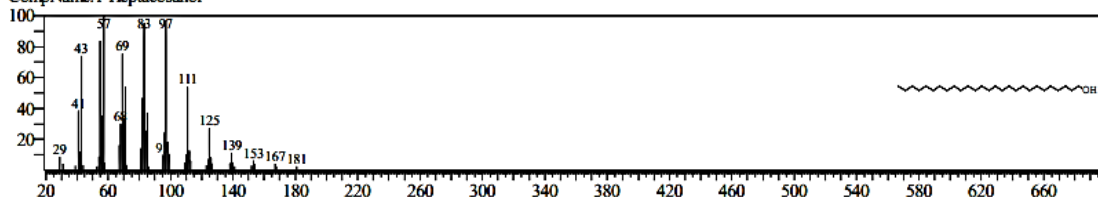


<< Target >>

Line#:62 R.Time:27.675(Scan#:2962) MassPeaks:357
 RawMode:Averaged 27.667-27.683(2961-2963) BasePeak:57.00(103519)
 BG Mode:Calc. from Peak Group 1 - Event 1 Scan

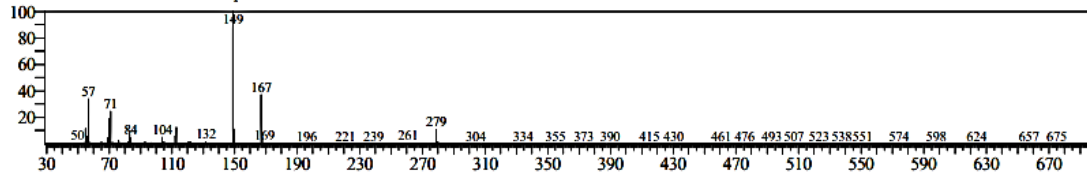


Hit#:1 Entry:263179 Library:NIST17.lib
 SI:97 Formula:C27H56O CAS:2004-39-9 MolWeight:396 RetIndex:2948
 CompName:1-Heptacosanol

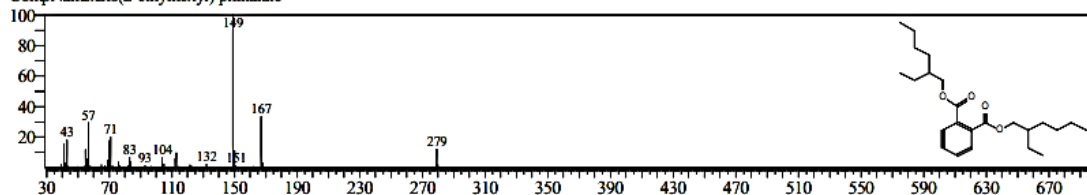


<< Target >>

Line#:67 R.Time:30.175(Scan#:3262) MassPeaks:473
 RawMode:Averaged 30.167-30.183(3261-3263) BasePeak:148.90(1385035)
 BG Mode:Calc. from Peak Group 1 - Event 1 Scan

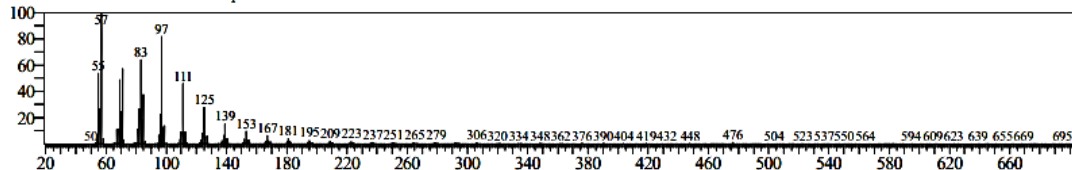


Hit#:1 Entry:259670 Library:NIST17.lib
 SI:98 Formula:C24H38O4 CAS:117-81-7 MolWeight:390 RetIndex:2704
 CompName:Bis(2-ethylhexyl) phthalate

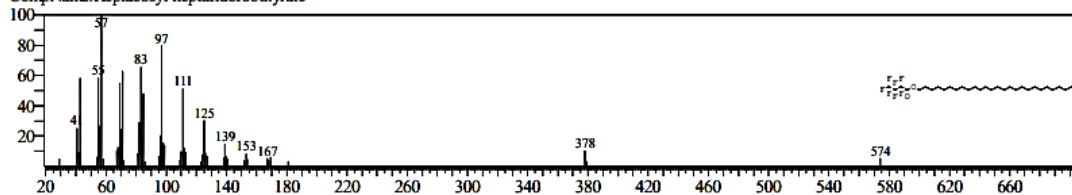


<< Target >>

Line#:80 R.Time:35.142(Scan#:3858) MassPeaks:544
 RawMode:Averaged 35.133-35.150(3857-3859) BasePeak:57.00(1053611)
 BG Mode:Calc. from Peak Group 1 - Event 1 Scan

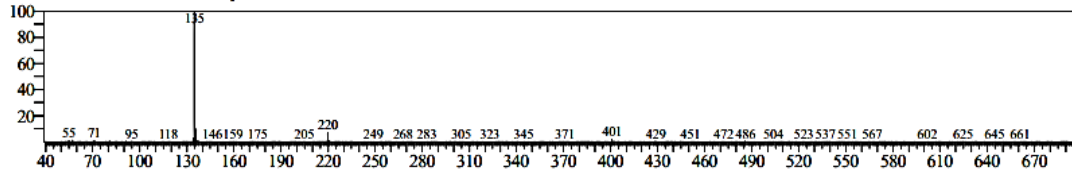


Hit#:1 Entry:303013 Library:NIST17.lib
 SI:96 Formula:C31H55F7O2 CAS:0-00-0 MolWeight:592 RetIndex:2827
 CompName:Heptacosyl heptafluorobutyrate

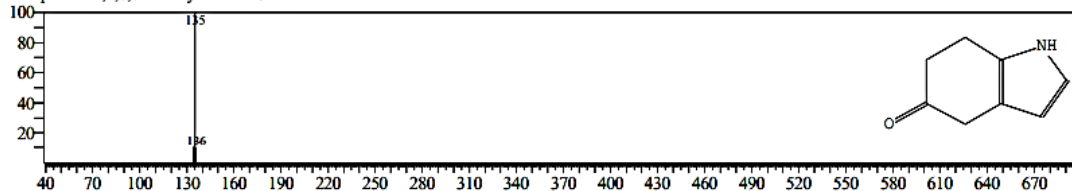


<< Target >>

Line#:83 R.Time:36.467(Scan#:4017) MassPeaks:307
 RawMode:Averaged 36.458-36.475(4016-4018) BasePeak:134.95(188132)
 BG Mode:Calc. from Peak Group 1 - Event 1 Scan

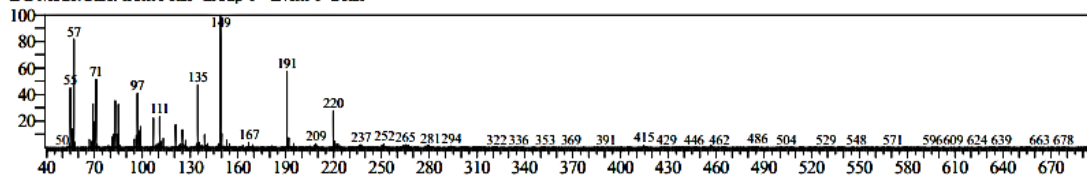


Hit#:1 Entry:31948 Library:Wiley9.lib
 SI:90 Formula:C8H9NO CAS:0-00-0 MolWeight:135 RetIndex:0
 CompName:1,4,6,7-Tetrahydroindol-5-one

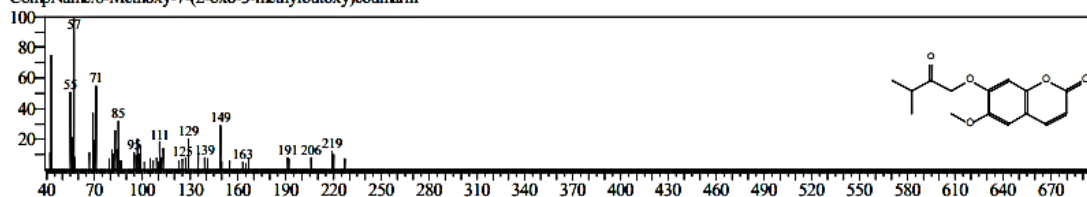


<< Target >>

Line#:84 R.Time:36.683(Scan#:4043) MassPeaks:457
 RawMode:Averaged 36.675-36.692(4042-4044) BasePeak:148.95(73607)
 BG Mode:Calc. from Peak Group 1 - Event 1 Scan

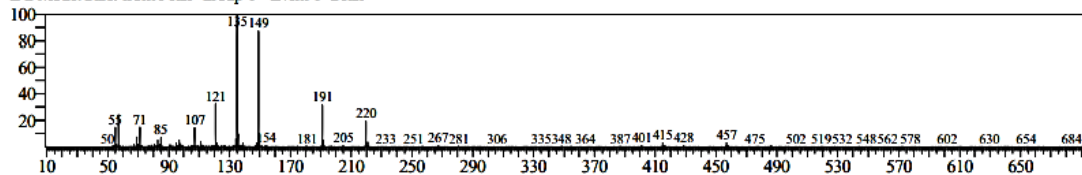


Hit#:1 Entry:319944 Library:Wiley9.lib
 SI:80 Formula:C15H16O5 CAS:0-00-0 MolWeight:276 RetIndex:0
 CompName:6-Methoxy-7-(2-oxo-3-methylbutoxy)coumarin

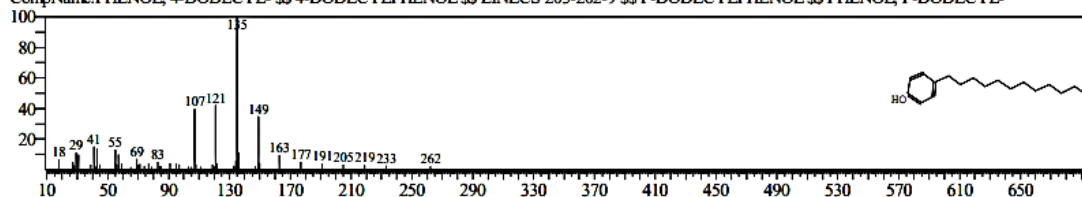


<< Target >>

Line#:86 R.Time:37.133(Scan#:4097) MassPeaks:414
 RawMode:Averaged 37.125-37.142(4096-4098) BasePeak:134.95(127057)
 BG Mode:Calc. from Peak Group 1 - Event 1 Scan

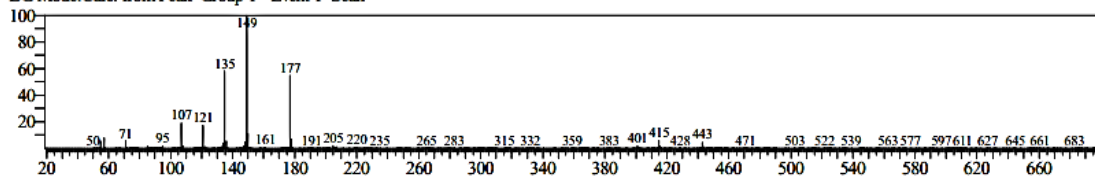


Hit#:1 Entry:191091 Library:WILEY8.LIB
 SI:77 Formula:C18H30O CAS:104-43-8 MolWeight:262 RetIndex:0
 CompName:PHENOL, 4-DODECYL- \$\$ 4-DODECYLPHENOL \$\$ EINECS 203-202-9 \$\$ P-DODECYLPHENOL \$\$ PHENOL, P-DODECYL-

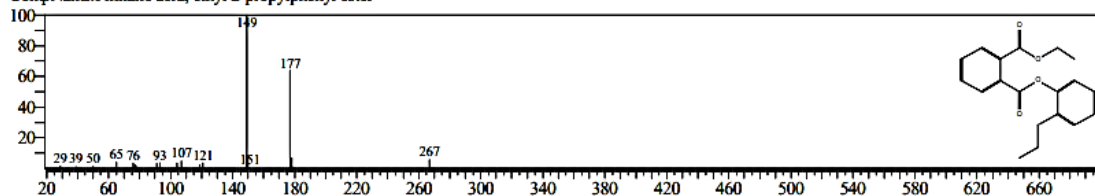


<< Target >>

Line#:90 R.Time:38.300(Scan#:4237) MassPeaks:398
 RawMode:Averaged 38.292-38.308(4236-4238) BasePeak:148.95(105392)
 BG Mode:Calc. from Peak Group 1 - Event 1 Scan

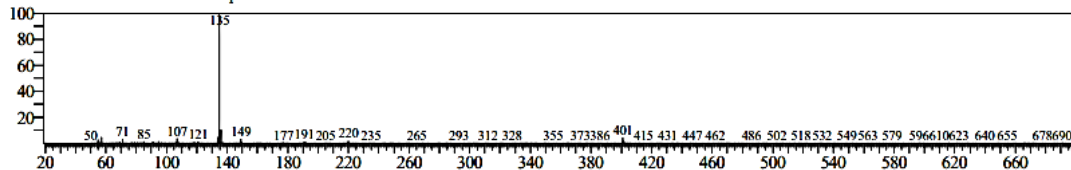


Hit#:1 Entry:189824 Library:NIST17.lib
 SI:77 Formula:C19H20O4 CAS:0-00-0 MolWeight:312 RetIndex:2425
 CompName:Phthalic acid, ethyl 2-propylphenyl ester

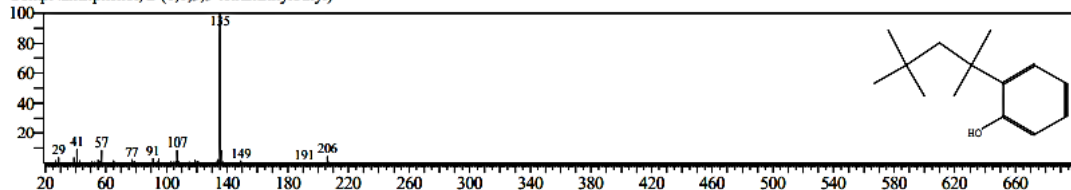


<< Target >>

Line#:92 R.Time:39.067(Scan#:4329) MassPeaks:369
 RawMode:Averaged 39.058-39.075(4328-4330) BasePeak:134.95(432856)
 BG Mode:Calc. from Peak Group 1 - Event 1 Scan

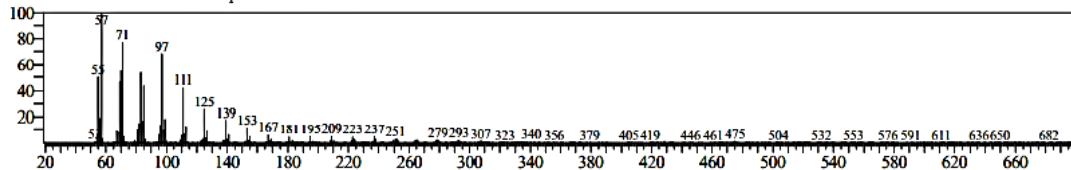


Hit#:1 Entry:77311 Library:NIST17.lib
 SI:88 Formula:C14H20O CAS:0-00-0 MolWeight:206 RetIndex:1541
 CompName:phenol, 2-(1,1,3,3-tetramethylbutyl)-

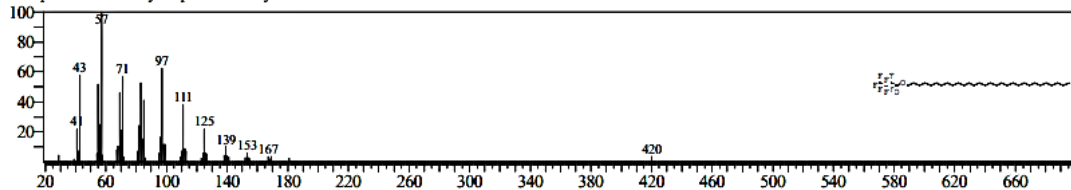


<< Target >>

Line#:93 R.Time:39.467(Scan#:4377) MassPeaks:385
 RawMode:Averaged 39.458-39.475(4376-4378) BasePeak:57.00(59275)
 BG Mode:Calc. from Peak Group 1 - Event 1 Scan

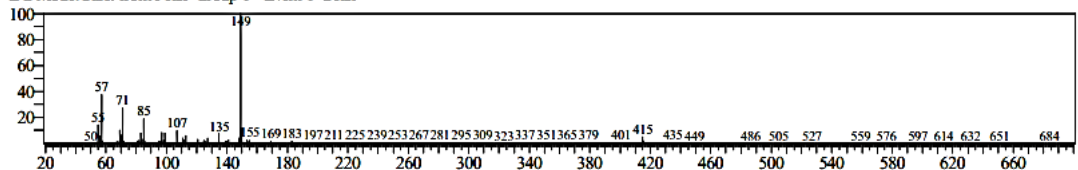


Hit#:1 Entry:304264 Library:NIST17.lib
 SI:92 Formula:C34H61F7O2 CAS:0-00-0 MolWeight:634 RetIndex:3125
 CompName:Triacontyl heptafluorobutyrate

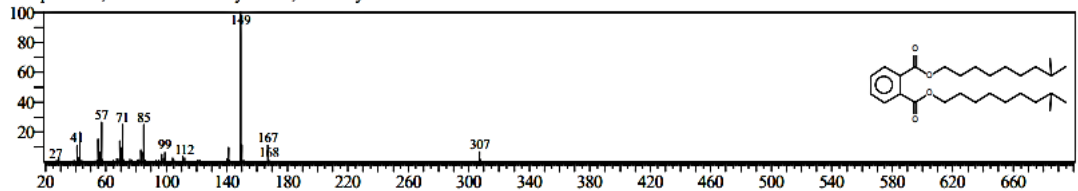


<< Target >>

Line#:94 R.Time:39.942(Scan#:4434) MassPeaks:419
 RawMode:Averaged 39.933-39.950(4433-4435) BasePeak:148.95(167053)
 BG Mode:Calc. from Peak Group 1 - Event 1 Scan



Hit#:1 Entry:27123 Library:NIST27.LIB
 SI:83 Formula:C28H46O4 CAS:26761-40-0 MolWeight:446 RetIndex:0
 CompName:1,2-Benzenedicarboxylic acid, diisodecyl ester

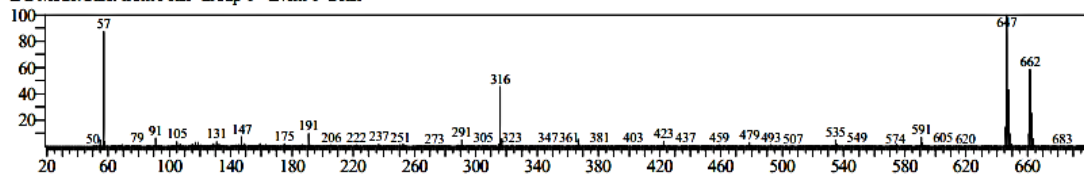


<< Target >>

Line#:99 R.Time:43.333(Scan#:4841) MassPeaks:582

RawMode:Averaged 43.325-43.342(4840-4842) BasePeak:646.65(310260)

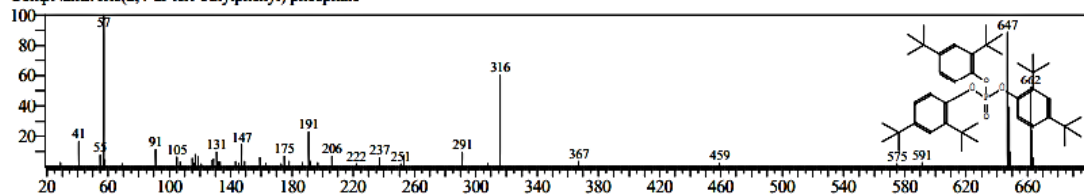
BG Mode:Calc. from Peak Group 1 - Event 1 Scan



Hit#: 1 Entry:304886 Library:NIST17.lib

SI:86 Formula:C42H63O4P CAS:95906-11-9 MolWeight:662 RetIndex:0

CompName:Tris(2,4-di-tert-butylphenyl) phosphate



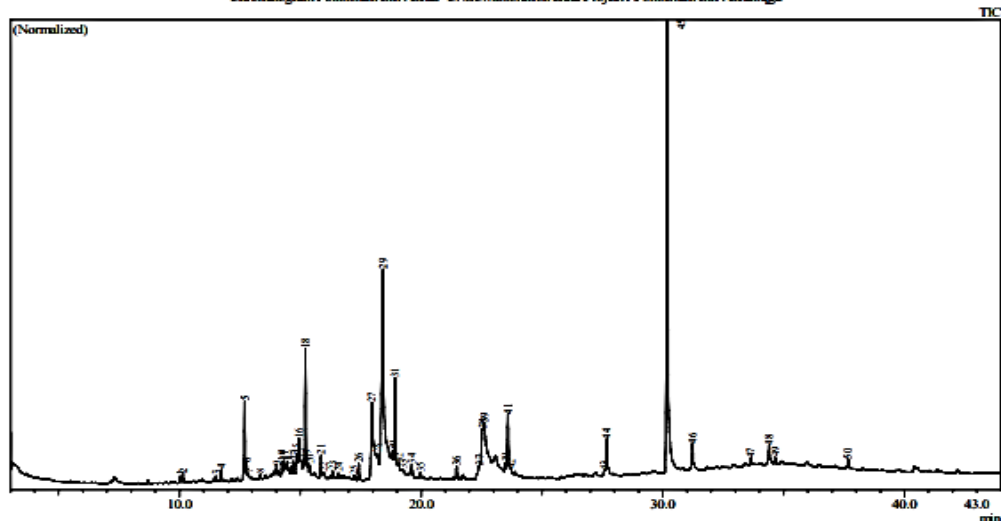
c. Etil Asetat

DATA REPORT GCMS-QP2010 ULTRA SHIMADZU

Analyzed by : Admin
 Analyzed : 23/11/2022 2:20:40 PM
 Sample Type : Unknown
 Level # : 1
 Sample Name : Polisistum Etil Asetat
 Sample ID :
 IS Amount : [1]-1
 Sample Amount : 1

Sample Information

Chromatogram Polisistum Etil Asetat C:\GCMSolution\Data\Project1\Polisistum Etil Asetat.tgd




Peak#	R.Time	Area	Area%	A/H Name
1	10.036	443762	0.22	2.73 1-Tetradecene
2	10.141	572914	0.29	2.79 TETRADECANE
3	11.506	369899	0.19	2.76 PENTADECANE
4	11.728	784208	0.39	2.90 PHENOL, 2,4-BIS(1,1-DIMETHYLETHYL)-
5	12.698	5189074	2.60	2.79 1-Heptadecene
6	12.785	917659	0.46	2.34 HEXADECANE
7	12.858	477760	0.24	3.65 1-Dodecene, 2-ethyl- (CAS)
8	13.349	445264	0.22	3.71 HEXADECANE
9	14.022	681213	0.34	3.14 Pentadecane, 2,6,10,14-tetramethyl-
10	14.236	1122935	0.56	3.04 Phenol, 4-(1,1,3,3-tetramethylbutyl)-
11	14.324	1209615	0.61	3.24 PHENOL, NONYL-
12	14.461	2425370	1.21	7.21 PHENOL, NONYL-
13	14.624	1003695	0.50	4.32 Tricyclo[3.1.0.0(2,4)]hexane, 3,3,6,6-tetraethyl-,trans-
14	14.707	1413124	0.71	3.93 PHENOL, NONYL-
15	14.849	1710479	0.86	3.30 Hexestrol
16	14.938	6024007	3.02	6.75 Tetradecanoic acid
17	15.133	1307398	0.65	3.22 5-Eicosene, (E)-
18	15.210	7756564	3.88	2.57 1-Octadecene (CAS)
19	15.300	891754	0.45	2.68 Octadecane
20	15.387	791078	0.40	3.43 Heneicosane, 11-(1-ethylpropyl)-
21	15.851	1463093	0.73	2.67 Neophytadiene
22	15.960	541223	0.27	4.17 2-Pentadecanone, 6,10,14-trimethyl-
23	16.343	457313	0.23	2.89 1,2-Benzenedicarboxylic acid, bis(2-methylpropyl) ester
24	16.566	331425	0.17	2.56 3,7,11,15-Tetramethyl-2-hexadecan-1-ol
25	17.221	387336	0.19	3.71 7,9-di-tert-butyl-1-oxaspiro[4.5]deca-6,9-diene-2,8-dione
26	17.420	1381903	0.69	3.35 Hexadecanoic acid, methyl ester (CAS)

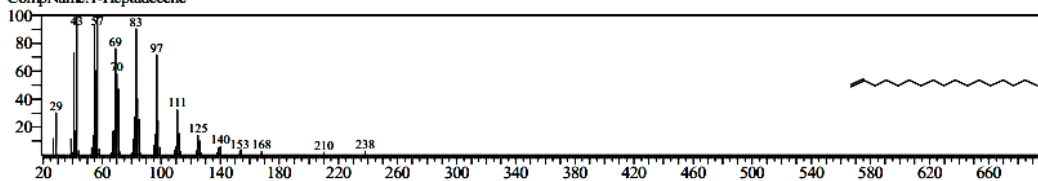
Peak#	R.Time	Area	Area%	A/H Name
27	17.956	14172927	7.09	7.77 Palmitoleic acid
28	18.183	3776719	1.89	6.54 Dibutyl phthalate
29	18.422	41469820	20.76	8.37 n-Hexadecanoic acid
30	18.800	3221037	1.61	5.38 5-Eicosene, (E)-
31	18.918	10524259	5.27	4.51 1-Nonadecene
32	19.075	1574844	0.79	5.43 Heneicosane
33	19.258	965910	0.48	7.28 1-Decene, 3,3,4-trimethyl-
34	19.608	844050	0.42	3.43 HEXADECANOIC ACID, 1-METHYLETHYL ESTER
35	19.974	500728	0.25	3.42 Arachidonic acid
36	21.467	1171309	0.59	3.64 9-Octadecenoic acid (Z)-, methyl ester
37	22.408	1668944	0.84	7.19 8,11,14-EICOSATRIENOIC ACID, (Z,Z,Z)-
38	22.533	5708716	2.86	5.53 7-Tetradecenal, (Z)-
39	22.613	9634674	4.82	8.58 cis-13-Octadecenoic acid
40	23.488	660364	0.33	3.26 1-Nonadecene
41	23.591	5173028	2.59	3.73 n-Tetracosanol-1
42	23.725	397812	0.20	3.73 EICOSANE
43	27.575	529341	0.26	4.51 1-Decanol, 2-hexyl-
44	27.667	3536679	1.77	4.17 1-Heptacosanol
45	30.183	48106630	24.08	4.48 Bis(2-ethylhexyl) phthalate
46	31.229	2450817	1.23	4.06 1-Heptacosanol
47	33.629	518901	0.26	3.22 1,3-Benzenedicarboxylic acid, bis(2-ethylhexyl) ester
48	34.403	1747395	0.87	4.17 Docosyl heptafluorobutyrate
49	34.649	528960	0.26	3.24 2,6,10,14,18,22-Tetracosahexaene, 2,6,10,15,19,23-hexamethyl-, (all-E)-
50	37.669	791525	0.40	3.83 Docosyl heptafluorobutyrate
		199775454	100.00	

<< Target >>

Line#: 5 R.Time: 12.700(Scan#: 1165) MassPeaks: 343
 RawMode: Averaged 12.692-12.708(1164-1166) BasePeak: 55.00(168685)
 BG Mode: Calc. from Peak Group 1 - Event 1 Scan

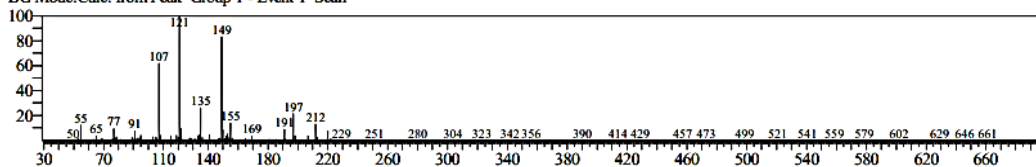


Hit#: 1 Entry: 110572 Library: NIST17.lib
 SL: 97 Formula: C17H34 CAS: 6765-39-5 MolWeight: 238 RetIndex: 1701
 CompName: 1-Heptadecene

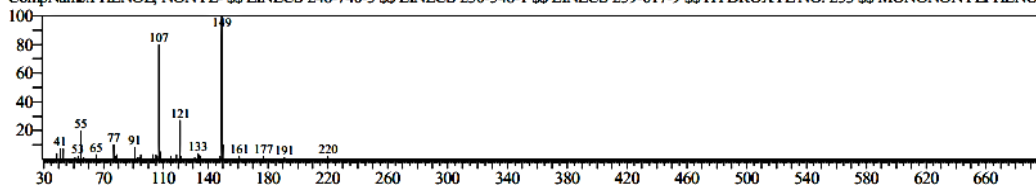


<< Target >>

Line#: 12 R.Time: 14.458(Scan#: 1376) MassPeaks: 321
 RawMode: Averaged 14.450-14.467(1375-1377) BasePeak: 120.95(39924)
 BG Mode: Calc. from Peak Group 1 - Event 1 Scan



Hit#: 1 Entry: 132593 Library: WILEY8.LIB
 SL: 76 Formula: C15H24O CAS: 25154-52-3 MolWeight: 220 RetIndex: 0
 CompName: PHENOL, NONYL- \$\$ EINECS 248-740-5 \$\$ EINECS 250-548-1 \$\$ EINECS 259-017-9 \$\$ HYDROXYL NO. 253 \$\$ MONONONYLPHENOL

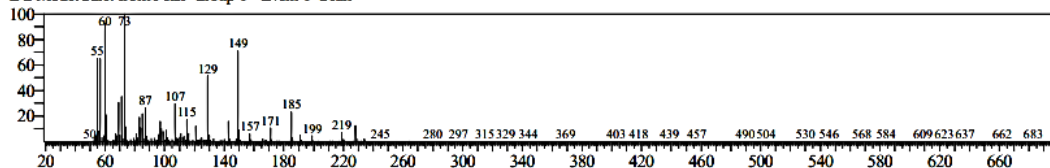


<< Target >>

Line#:16 R.Time:14.933(Scan#:1433) MassPeaks:328

RawMode:Averaged 14.925-14.942(1432-1434) BasePeak:72.95(68215)

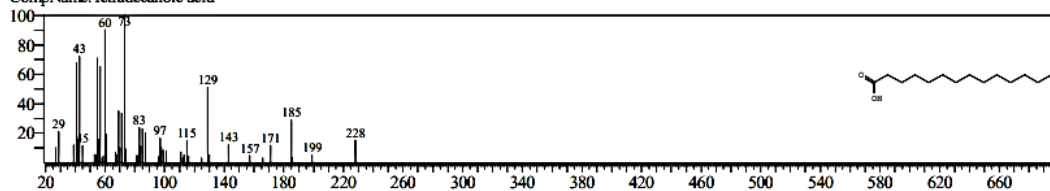
BG Mode:Calc. from Peak Group 1 - Event 1 Scan



Hit#:1 Entry:19262 Library:NIST27.LIB

SI:89 Formula:C14H28O2 CAS:544-63-8 MolWeight:228 RetIndex:0

CompName:Tetradecanoic acid

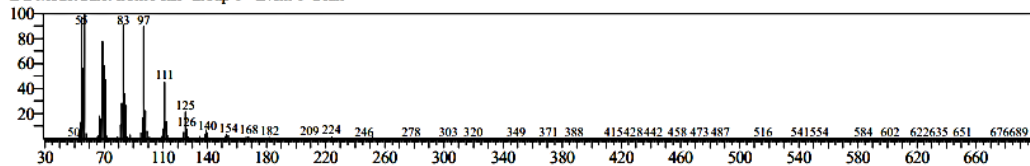


<< Target >>

Line#:18 R.Time:15.208(Scan#:1466) MassPeaks:388

RawMode:Averaged 15.200-15.217(1465-1467) BasePeak:57.00(255174)

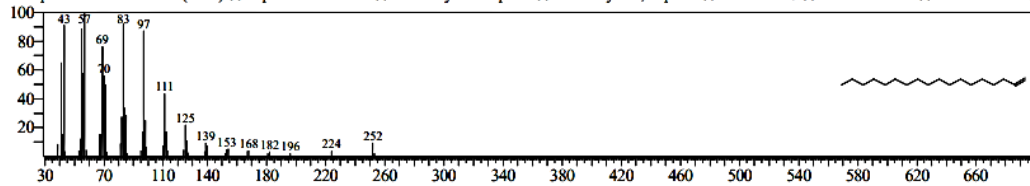
BG Mode:Calc. from Peak Group 1 - Event 1 Scan



Hit#:1 Entry:265644 Library:Wiley9.lib

SI:97 Formula:C18H36 CAS:112-88-9 MolWeight:252 RetIndex:0

CompName:1-Octadecene (CAS) \$\$.alpha.-Octadecene \$\$ Octadecylene .alpha.- \$\$ Octadecylene, .alpha.- \$\$ Neodene 18 \$\$ Octadec-1-ene \$\$ Octadecene-1 \$

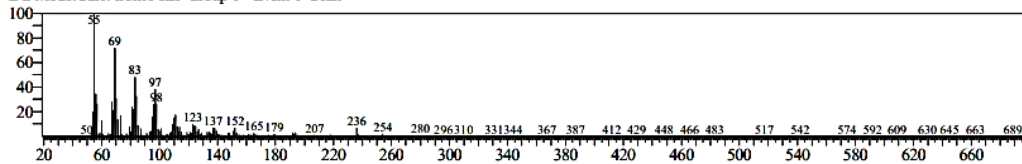


<< Target >>

Line#:27 R.Time:17.958(Scan#:1796) MassPeaks:554

RawMode:Averaged 17.950-17.967(1795-1797) BasePeak:55.00(169895)

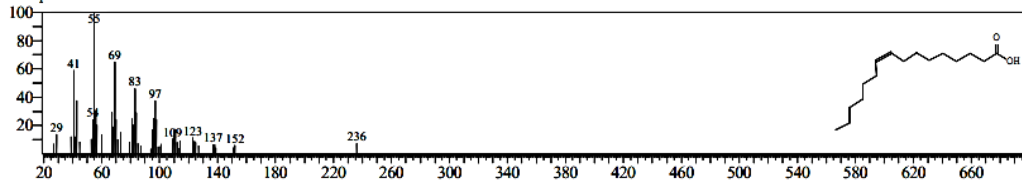
BG Mode:Calc. from Peak Group 1 - Event 1 Scan



Hit#:1 Entry:126969 Library:NIST17.lib

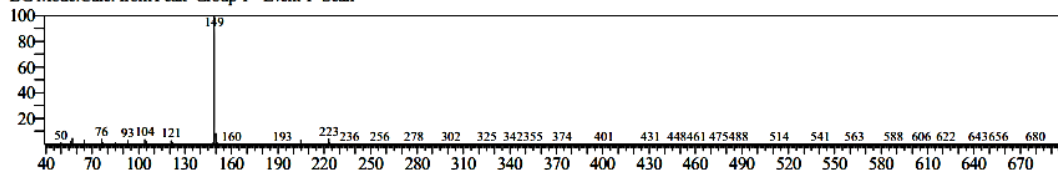
SI:96 Formula:C16H30O2 CAS:373-49-9 MolWeight:254 RetIndex:1976

CompName:Palmitoleic acid

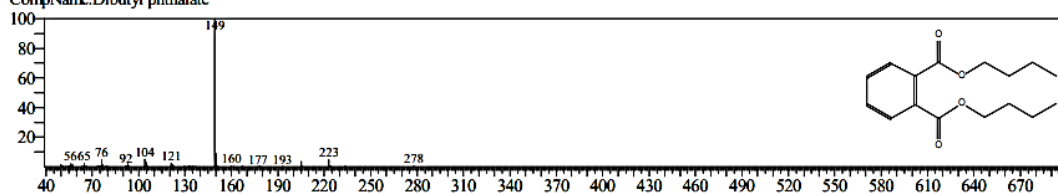


<< Target >>

Line#:28 R.Time:18.183(Scan#:1823) MassPeaks:390
 RawMode:Averaged 18.175-18.192(1822-1824) BasePeak:148.90(83415)
 BG Mode:Calc. from Peak Group 1 - Event 1 Scan

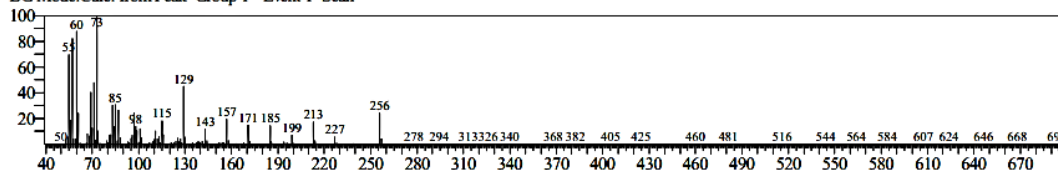


Hit#:1 Entry:152590 Library:NIST17.lib
 SI:96 Formula:C16H22O4 CAS:84-74-2 MolWeight:278 RetIndex:2037
 CompName:Dibutyl phthalate

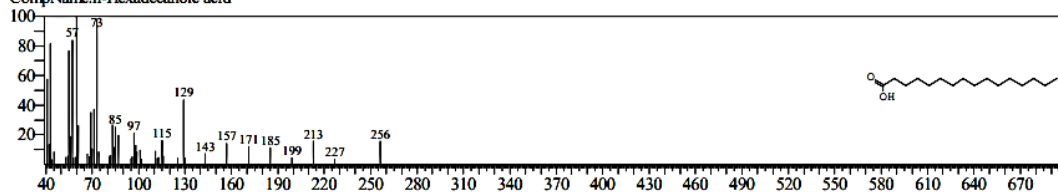


<< Target >>

Line#:29 R.Time:18.425(Scan#:1852) MassPeaks:464
 RawMode:Averaged 18.417-18.433(1851-1853) BasePeak:72.95(431369)
 BG Mode:Calc. from Peak Group 1 - Event 1 Scan

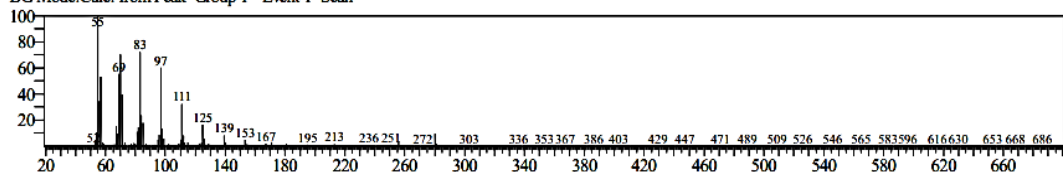


Hit#:1 Entry:129354 Library:NIST17.lib
 SI:96 Formula:C16H32O2 CAS:57-10-3 MolWeight:256 RetIndex:1968
 CompName:n-Hexadecanoic acid

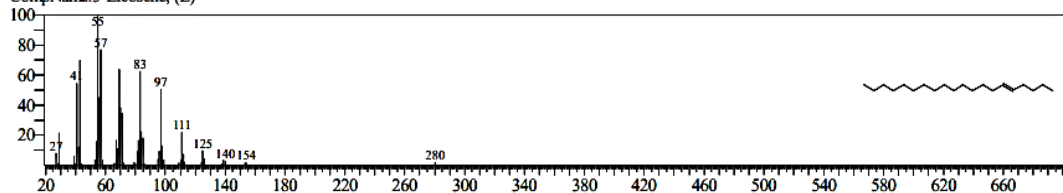


<< Target >>

Line#:30 R.Time:18.800(Scan#:1897) MassPeaks:352
 RawMode:Averaged 18.792-18.808(1896-1898) BasePeak:55.00(23672)
 BG Mode:Calc. from Peak Group 1 - Event 1 Scan

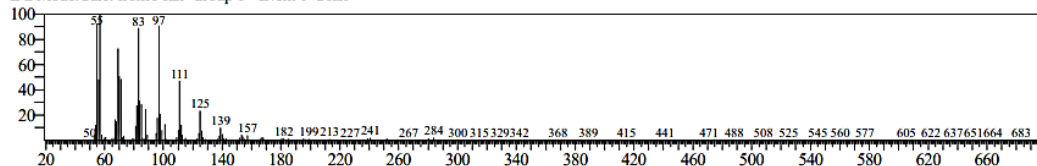


Hit#:1 Entry:154883 Library:NIST17.lib
 SI:93 Formula:C20H40 CAS:74685-30-6 MolWeight:280 RetIndex:2017
 CompName:5-Eicosene, (E)-

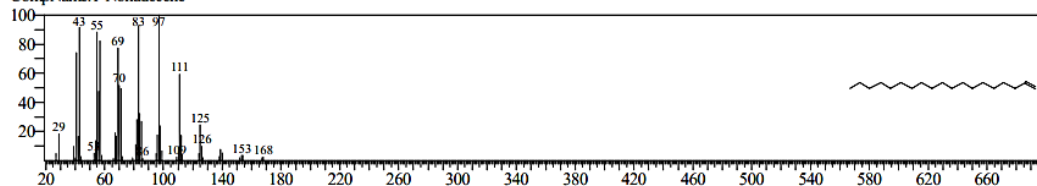


<< Target >>

Line#:31 R.Time:18.917(Scan#:1911) MassPeaks:420
 RawMode:Averaged 18.908-18.925(1910-1912) BasePeak:57.00(184566)
 BG Mode:Calc. from Peak Group 1 - Event 1 Scan

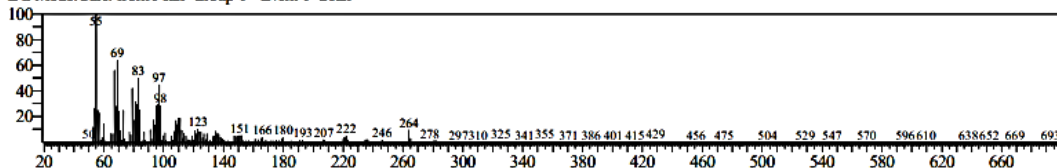


Hit#:1 Entry:139840 Library:NIST17.lib
 SI:95 Formula:C19H38 CAS:18435-45-5 MolWeight:266 RetIndex:1900
 CompName:1-Nonadecene

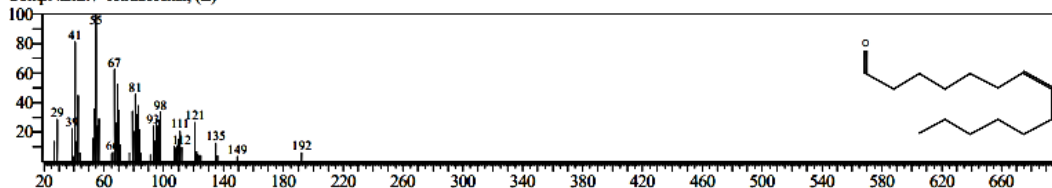


<< Target >>

Line#:38 R.Time:22.533(Scan#:2345) MassPeaks:410
 RawMode:Averaged 22.525-22.542(2344-2346) BasePeak:55.00(24709)
 BG Mode:Calc. from Peak Group 1 - Event 1 Scan

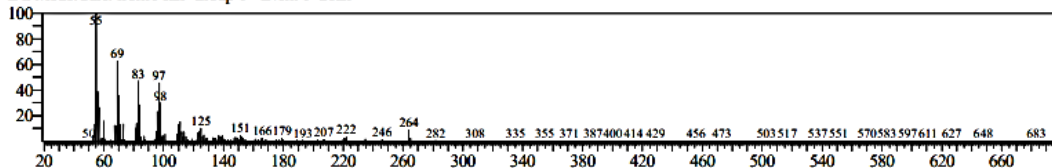


Hit#:1 Entry:81586 Library:NIST17.lib
 SI:89 Formula:C14H26O CAS:65128-96-3 MolWeight:210 RetIndex:1609
 CompName:7-Tetradecenal, (Z)-

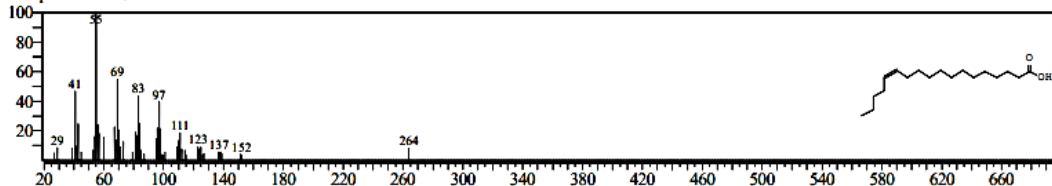


<< Target >>

Line#:39 R.Time:22.617(Scan#:2355) MassPeaks:420
 RawMode:Averaged 22.608-22.625(2354-2356) BasePeak:55.00(30817)
 BG Mode:Calc. from Peak Group 1 - Event 1 Scan



Hit#:1 Entry:157031 Library:NIST17.lib
 SI:93 Formula:C18H34O2 CAS:13126-39-1 MolWeight:282 RetIndex:2175
 CompName:cis-13-Octadecenoic acid

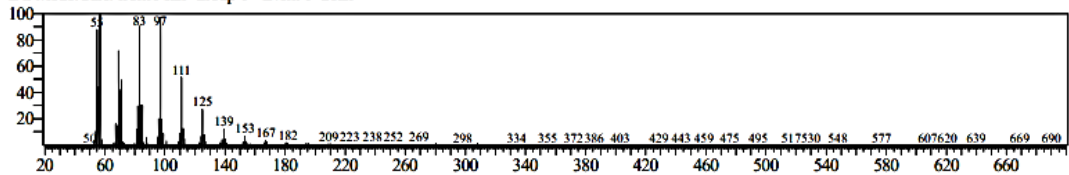


<< Target >>

Line#:41 R.Time:23.592(Scan#:2472) MassPeaks:357

RawMode:Averaged 23.583-23.600(2471-2473) BasePeak:57.00(123359)

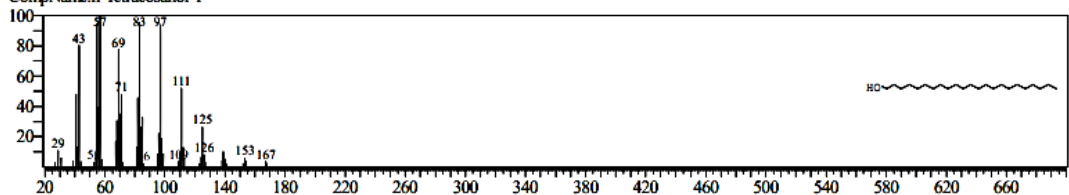
BG Mode:Calc. from Peak Group 1 - Event 1 Scan



Hit#:1 Entry:232588 Library:NIST17.lib

SI:97 Formula:C24H50O CAS:506-51-4 MolWeight:354 RetIndex:2650

CompName:n-Tetracosanol-1

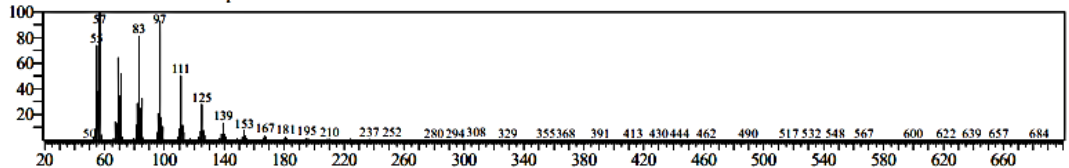


<< Target >>

Line#:44 R.Time:27.667(Scan#:2961) MassPeaks:345

RawMode:Averaged 27.658-27.675(2960-2962) BasePeak:57.00(76272)

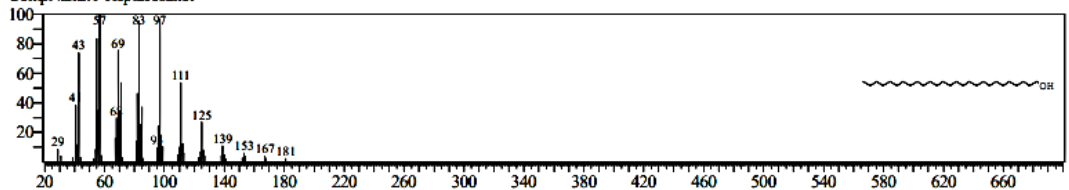
BG Mode:Calc. from Peak Group 1 - Event 1 Scan



Hit#:1 Entry:263179 Library:NIST17.lib

SI:97 Formula:C27H56O CAS:2004-39-9 MolWeight:396 RetIndex:2948

CompName:1-Heptacosanol

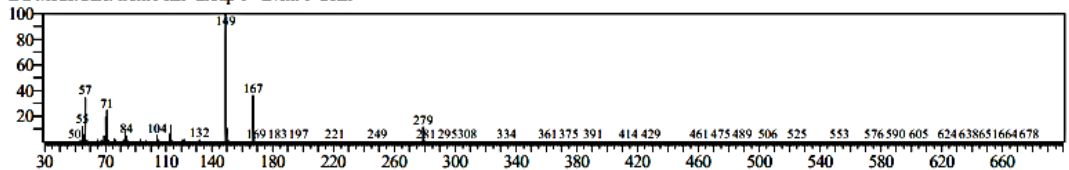


<< Target >>

Line#:45 R.Time:30.183(Scan#:3263) MassPeaks:508

RawMode:Averaged 30.175-30.192(3262-3264) BasePeak:148.90(3005920)

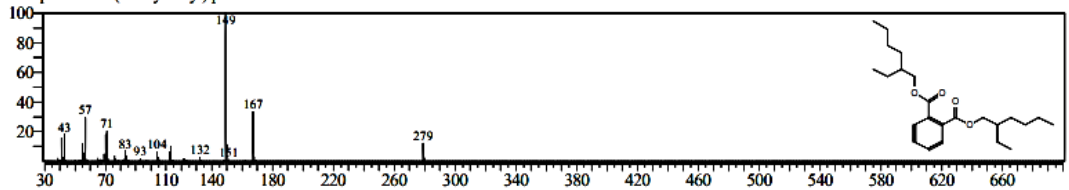
BG Mode:Calc. from Peak Group 1 - Event 1 Scan



Hit#:1 Entry:259670 Library:NIST17.lib

SI:98 Formula:C24H38O4 CAS:117-81-7 MolWeight:390 RetIndex:2704

CompName:Bis(2-ethylhexyl) phthalate

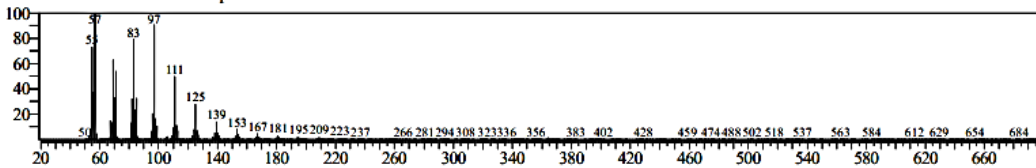


<< Target >>

Line#:46 R.Time:31.233(Scan#:3389) MassPeaks:423

RawMode:Averaged 31.225-31.242(3388-3390) BasePeak:57.00(58825)

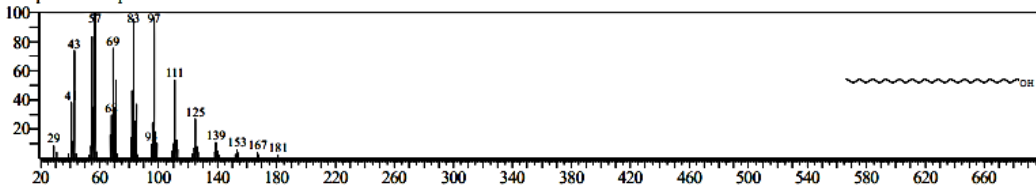
BG Mode:Calc. from Peak Group 1 - Event 1 Scan



Hit#:1 Entry:263179 Library:NIST17.lib

SI:96 Formula:C₂₇H₅₆O CAS:2004-39-9 MolWeight:396 RetIndex:2948

CompName:1-Heptacosanol



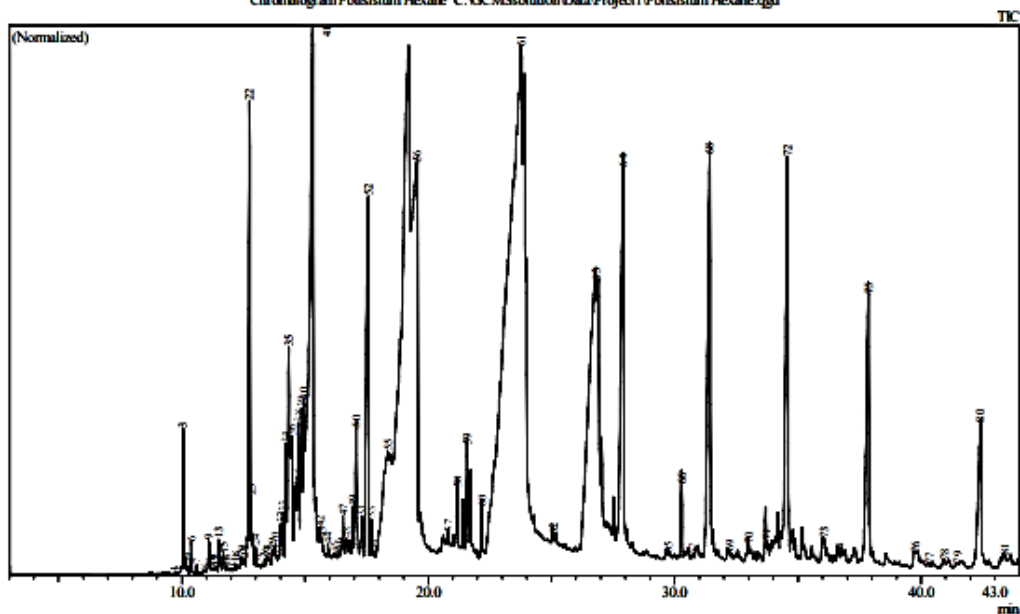
d. n-Heksan

DATA REPORT GCMS-QP2010 ULTRA SHIMADZU

Sample Information

Analyzed by : Admin
 Analyzed : 23/11/2022 4:03:57 PM
 Sample Type : Unknown
 Level # : 1
 Sample Name : Polisistum Hexane
 Sample ID :
 IS Amount : [1]-1
 Sample Amount : 1

Chromatogram Polisistum Hexane C:\GCMSolution\Data\Project 1\Polisistum Hexane.qgd



Peak#	R.Time	Area	Area%	A/H Name
1	9.717	1400449	0.01	5.51 3-Tetradecene, (E)-
2	9.867	1280180	0.01	4.42 7-Tetradecene, (E)-
3	10.051	47644645	0.31	2.47 1-Pentadecene
4	10.150	5010797	0.03	2.41 Tetradecane (CAS)
5	10.212	2776192	0.02	2.61 2-Nonene, 3-methyl-, (E)-
6	10.388	12235936	0.08	2.92 Bicyclo[7.2.0]undec-4-ene, 4,11,11-trimethyl-8-methylene-[1R-(1R*,4Z,9S*)]-
7	10.610	2891407	0.02	2.38 Caryophyllene
8	10.908	2404562	0.02	6.07 3,3-Dimethylbicyclo[3.3.1]nonan-1-ol
9	11.110	17045273	0.11	4.10 2,5-CYCLOHEXADIENE-1,4-DIONE, 2,6-BIS(1,1-DIMETHYLETHYL)-
10	11.233	2998621	0.02	4.38 1-Dodecanol (CAS)
11	11.349	2237705	0.01	3.16 TETRADECANE
12	11.408	1889588	0.01	2.48 1-Pentadecene
13	11.509	10254269	0.07	2.33 PENTADECANE
14	11.567	5694306	0.04	2.55 Naphthalene, decahydro-4a-methyl-1-methylene-7-(1-methylethenyl)-, [4aR-(4a.alpha.,7
15	11.700	11358520	0.07	4.63 TRIDECANAL
16	11.824	3290592	0.02	4.22 Dodecanoic acid, methyl ester (CAS)
17	11.945	2464313	0.02	4.10 Eicosane
18	12.180	6955295	0.04	5.71 1-Pentadecene, 2-methyl-
19	12.267	5223951	0.03	7.74 Oxacyclotridecan-2-one
20	12.428	8645024	0.06	4.32 1-Pentadecene, 2-methyl-
21	12.544	10804690	0.07	5.79 Cyclopropane, 1-methyl-1-(1-methylethyl)-2-onyl-
22	12.749	222985152	1.44	3.58 1-Pentadecene
23	12.808	39387986	0.25	3.91 HEXADECANE
24	13.000	10604939	0.07	3.12 1-Eicosanol
25	13.175	8280502	0.05	8.50 (1R,3E,7E,11R)-1,5,5,8-Tetramethyl-12-oxabicyclo[9.1.0]dodeca-3,7-diene
26	13.358	10352718	0.07	6.31 Octadecane, 1-chloro-

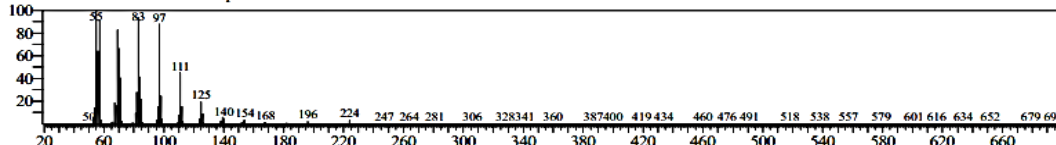
Peak#	R.Time	Area	Area%	A/H Name
27	13.460	11679147	0.08	5.87 Oxalic acid, 2-isopropylphenyl pentyl ester
28	13.558	9128120	0.06	4.96 Tetradecane, 1-bromo-
29	13.676	15785368	0.10	5.28 NONYLPHENOL ISOMER
30	13.788	23223960	0.15	6.52 Oxalic acid, 2-isopropylphenyl pentyl ester
31	13.925	9927987	0.06	4.45 1-PENTADECANOL
32	14.008	24581723	0.16	3.84 Nonadecane
33	14.093	31090423	0.20	3.91 NONYLPHENOL ISOMER
34	14.227	69866676	0.45	4.10 Phenol, 4-(1,1,3,3-tetramethylbutyl)-
35	14.339	149853516	0.97	5.02 Tridecanoic acid, 12-methyl-, methyl ester
36	14.463	87459797	0.56	4.86 PHENOL, NONYL-
37	14.624	78735055	0.51	6.60 Benzestrol
38	14.713	99580125	0.64	5.03 NONYLPHENOL ISOMER
39	14.849	97339567	0.63	4.48 Phenol, 4-(1,1-dimethylpropyl)-
40	14.959	117604403	0.76	5.16 PHENOL, NONYL-
41	15.311	1008796420	6.51	14.00 1-OCTADECENE
42	15.599	5659308	0.04	2.60 1-Octadecene
43	15.700	4737260	0.03	3.72 Pentadecanoic acid, methyl ester (CAS)
44	15.933	6401895	0.04	4.10 Pentadecanoic acid (CAS)
45	16.208	2831550	0.02	6.42 9-OCTADECENOIC ACID (Z)-
46	16.371	2014468	0.01	2.76 Phthalic acid, isobutyl cyclohexylmethyl ester
47	16.548	46675856	0.30	6.39 Pentadecanoic acid (CAS)
48	16.695	55434389	0.36	12.39 2,5-Methano-1H-inden-7(4H)-one, hexahydro- (CAS)
49	16.942	38447696	0.25	4.68 9,12,15-Octadecatrien-1-ol, (Z,Z,Z)-
50	17.079	98070311	0.63	5.03 9-Hexadecenoic acid, methyl ester, (Z)-
51	17.318	45769873	0.30	6.33 7,9-Di-tert-butyl-1-oxaspiro[4,5]deca-6,9-diene-2,8-dione
52	17.559	317715034	2.05	6.52 Hexadecanoic acid, methyl ester (CAS)
53	17.700	32151423	0.21	4.67 Benzenepranoic acid, 3,5-bis(1,1-dimethylethyl)-4-hydroxy-, methyl ester
54	17.800	18587902	0.12	6.88 DOTRIACONTANE
55	18.359	403044348	2.60	25.60 Palmitoleic acid
56	19.536	2764952994	17.85	51.29 n-Hexadecanoic acid
57	20.813	146434540	0.95	26.97 Oleic Acid
58	21.179	111830916	0.72	9.50 (6Z,9Z,12Z,15Z)-Methyl octadeca-6,9,12,15-tetraenoate
59	21.588	246474030	1.59	15.61 8,11,14-Docosatrienoic acid, methyl ester
60	22.176	59215965	0.38	6.85 Methyl stearate
61	23.773	4060814458	26.21	61.51 7-Tetradecenal, (Z)-
62	25.083	14338406	0.09	8.78 2,5-Methano-1H-inden-7(4H)-one, hexahydro- (CAS)
63	26.816	147437792	0.95	37.44 Arachidonic acid
64	27.903	679602974	4.39	15.84 1-Heptacosanol
65	29.750	48277387	0.31	18.86 1-Dodecanol, 2-octyl-
66	30.289	130006533	0.84	13.16 Bis(2-ethylhexyl) phthalate
67	30.750	14257730	0.09	7.70 Heneicosapentaenoic Acid methyl ester
68	31.416	561944940	3.63	12.03 1-Heptacosanol
69	32.217	80485721	0.52	30.75 1-Decanol, 2-hexyl-
70	33.016	95952935	0.62	25.24 1-Dodecanol, 2-octyl-
71	33.724	60600230	0.39	12.09 1,3-Benzenedicarboxylic acid, bis(2-ethylhexyl) ester
72	34.586	694954863	4.49	17.34 1-Triacontanol
73	36.056	66101364	0.43	16.85 1-Dodecanol, 2-octyl-
74	36.683	75673920	0.49	33.07 Piperine
75	37.866	430835546	2.78	13.32 Docosyl heptafluorobutyrate
76	39.778	40478118	0.26	20.04 Triacontyl heptafluorobutyrate
77	40.350	10325986	0.07	21.37 1-Decanol, 2-hexyl-
78	40.950	17382927	0.11	17.73 Octacosyl heptafluorobutyrate
79	41.501	14336356	0.09	27.15 Heptacosyl trifluoroacetate
80	42.412	192292858	1.24	11.03 Heptacosyl heptafluorobutyrate
81	43.406	33779492	0.22	23.40 L-HISTIDINEMETHYLESTERDIHYDROCHLORIDE
		15494040193	100.00	

<< Target >>

Line#:22 R.Time:12.750(Scan#:1171) MassPeaks:393

RawMode:Averaged 12.742-12.758(1170-1172) BasePeak:55.00(5622255)

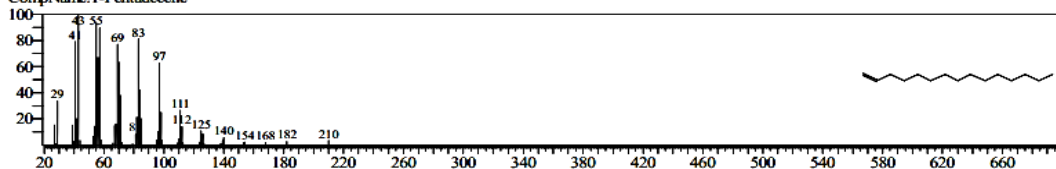
BG Mode:Calc. from Peak Group 1 - Event 1 Scan



Hit#:1 Entry:81695 Library:NIST17.lib

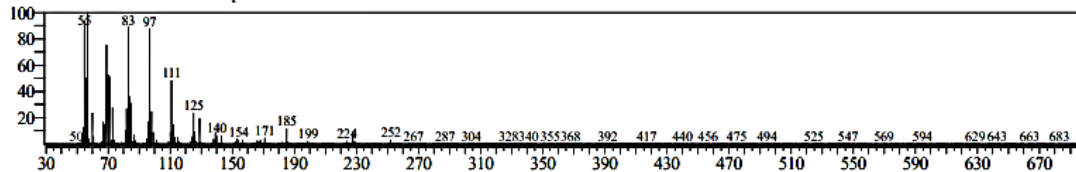
SE:96 Formula:C15H30 CAS:13360-61-7 MolWeight:210 RetIndex:1502

CompName:1-Pentadecene

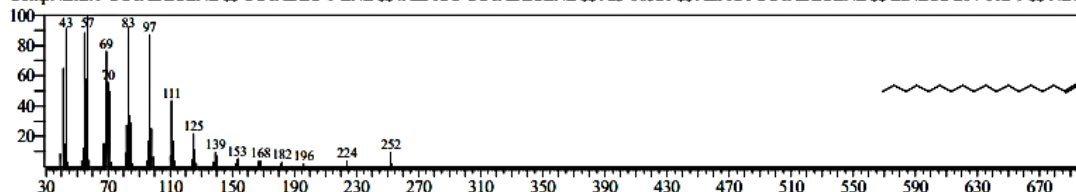


<< Target >>

Line#:41 R.Time:15.308(Scan#:1478) MassPeaks:381
 RawMode:Averaged 15.300-15.317(1477-1479) BasePeak:57.00(5296933)
 BG Mode:Calc. from Peak Group 1 - Event 1 Scan

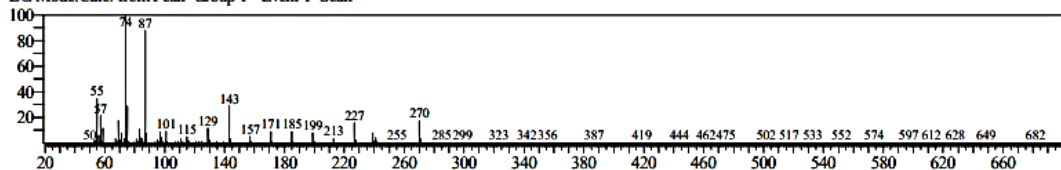


Hit#:1 Entry:178032 Library:WILEY8.LIB
 SE:91 Formula:C18H36 CAS:112-88-9 MolWeight:252 RetIndex:0
 CompName:1-OCTADECENE \$\$ OCTADEC-1-ENE \$\$.ALPHA.-OCTADECENE \$\$ AI3-06521 \$\$ ALPHA-OCTADECENE \$\$ EINECS 204-012-9 \$\$ NEOI

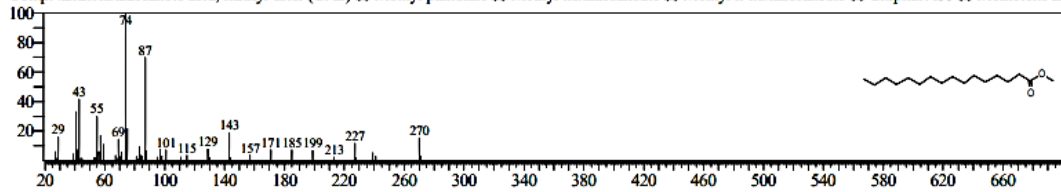


<< Target >>

Line#:52 R.Time:17.558(Scan#:1748) MassPeaks:369
 RawMode:Averaged 17.550-17.567(1747-1749) BasePeak:73.95(8139474)
 BG Mode:Calc. from Peak Group 1 - Event 1 Scan

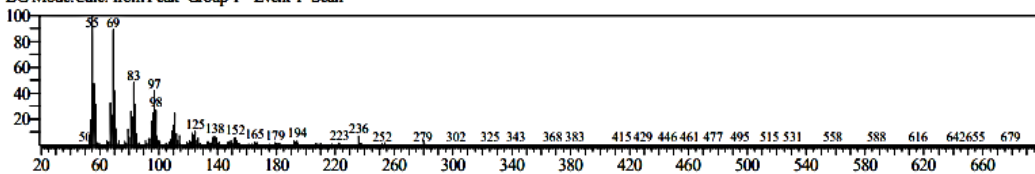


Hit#:1 Entry:307404 Library:Wiley9.lib
 SE:94 Formula:C17H34O2 CAS:112-39-0 MolWeight:270 RetIndex:0
 CompName:Hexadecanoic acid, methyl ester (CAS) \$\$ Methyl palmitate \$\$ Methyl hexadecanoate \$\$ Methyl n-hexadecanoate \$\$ Uniphat A60 \$\$ Metholene 22

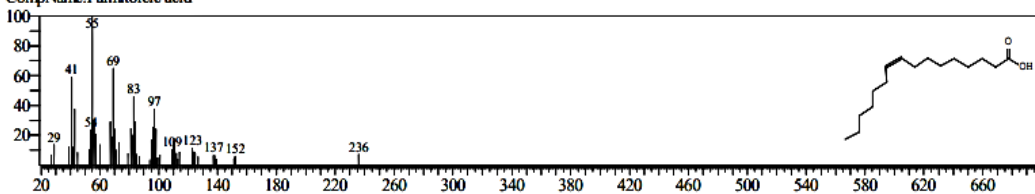


<< Target >>

Line#:55 R.Time:18.358(Scan#:1844) MassPeaks:400
 RawMode:Averaged 18.350-18.367(1843-1845) BasePeak:55.00(471249)
 BG Mode:Calc. from Peak Group 1 - Event 1 Scan

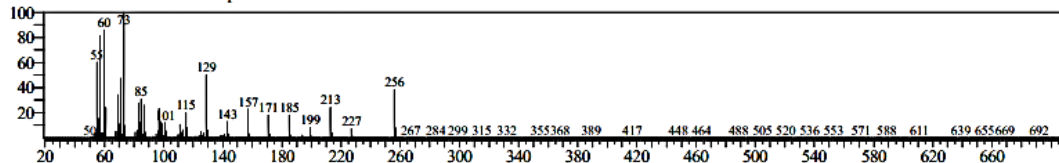


Hit#:1 Entry:126969 Library:NIST17.lib
 SE:91 Formula:C16H30O2 CAS:373-49-9 MolWeight:254 RetIndex:1976
 CompName:Palmitoleic acid

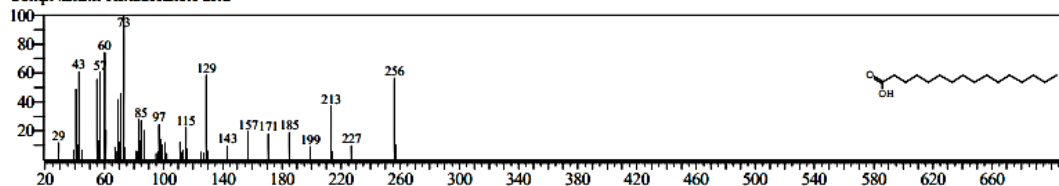


<< Target >>

Line#:56 R.Time:19.533(Scan#:1985) MassPeaks:531
 RawMode:Averaged 19.525-19.542(1984-1986) BasePeak:72.95(4509556)
 BG Mode:Calc. from Peak Group 1 - Event 1 Scan

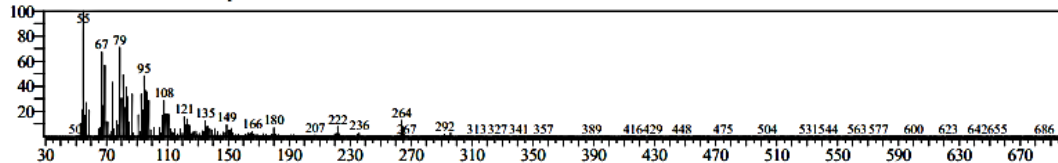


Hit#:1 Entry:129355 Library:NIST17.lib
 SI:95 Formula:C16H32O2 CAS:57-10-3 MolWeight:256 RetIndex:1968
 CompName:n-Hexadecanoic acid

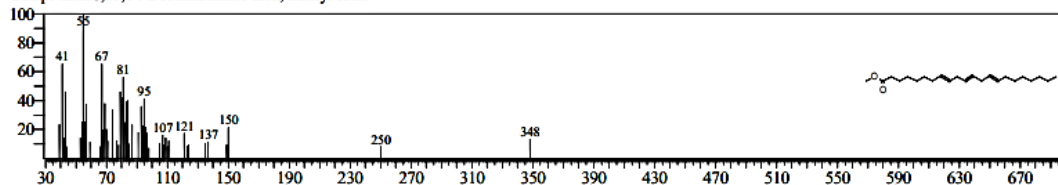


<< Target >>

Line#:59 R.Time:21.592(Scan#:2232) MassPeaks:428
 RawMode:Averaged 21.583-21.600(2231-2233) BasePeak:55.00(924989)
 BG Mode:Calc. from Peak Group 1 - Event 1 Scan

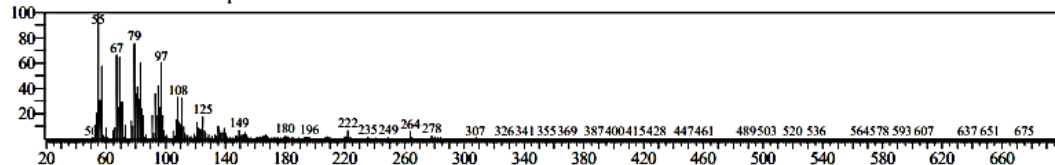


Hit#:1 Entry:227367 Library:NIST17.lib
 SI:89 Formula:C23H40O2 CAS:56847-02-0 MolWeight:348 RetIndex:2499
 CompName:8,11,14-Docosatrienoic acid, methyl ester

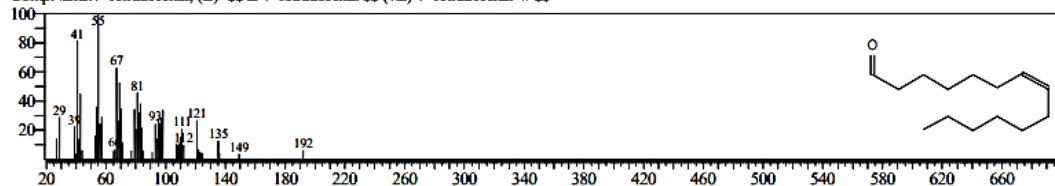


<< Target >>

Line#:61 R.Time:23.775(Scan#:2494) MassPeaks:510
 RawMode:Averaged 23.767-23.783(2493-2495) BasePeak:54.95(4676721)
 BG Mode:Calc. from Peak Group 1 - Event 1 Scan

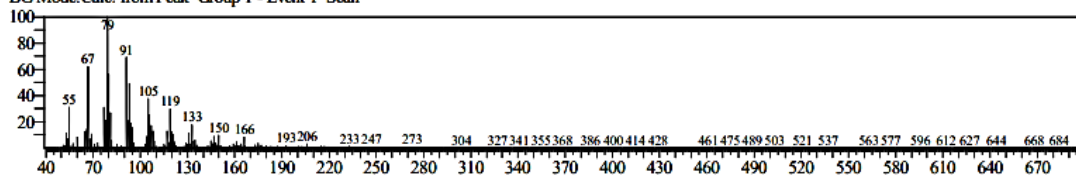


Hit#:1 Entry:45828 Library:NIST147.LIB
 SI:88 Formula:C14H26O CAS:65128-96-3 MolWeight:210 RetIndex:0
 CompName:7-Tetradecenal, (Z)- SS Z-7-Tetradecenal SS (Z)-7-Tetradecenal # SS

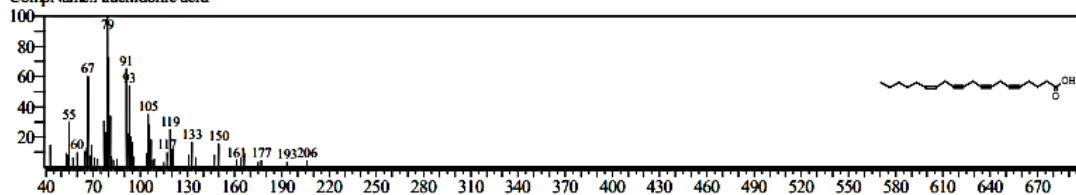


<< Target >>

Line#:63 R.Time:26.817(Scan#:2859) MassPeaks:539
 RawMode:Averaged 26.808-26.825(2858-2860) BasePeak:79.00(3439290)
 BG Mode:Calc. from Peak Group 1 - Event 1 Scan

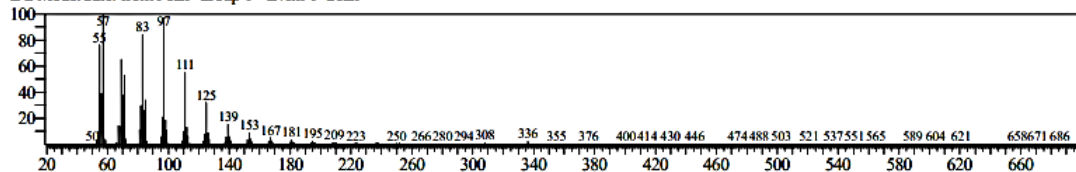


Hit#:1 Entry:181376 Library:NIST17.lib
 SI:94 Formula:C20H32O2 CAS:506-32-1 MolWeight:304 RetIndex:2398
 CompName:Arachidonic acid

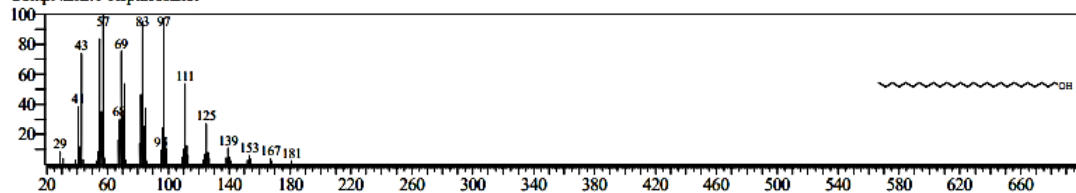


<< Target >>

Line#:64 R.Time:27.900(Scan#:2989) MassPeaks:498
 RawMode:Averaged 27.892-27.908(2988-2990) BasePeak:57.00(4768297)
 BG Mode:Calc. from Peak Group 1 - Event 1 Scan

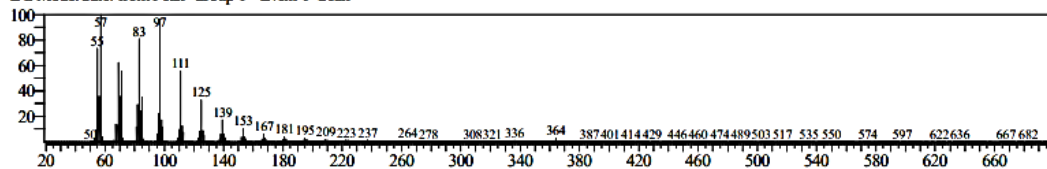


Hit#:1 Entry:263179 Library:NIST17.lib
 SI:96 Formula:C27H56O CAS:2004-39-9 MolWeight:396 RetIndex:2948
 CompName:1-Heptacosanol

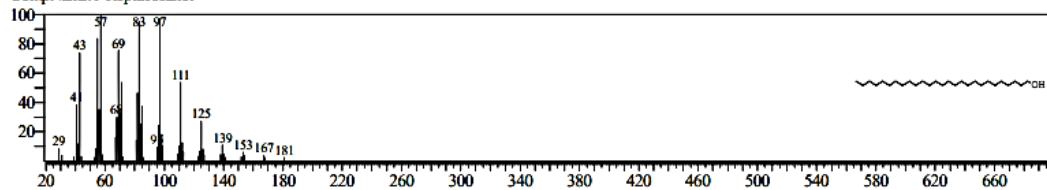


<< Target >>

Line#:68 R.Time:31.417(Scan#:3411) MassPeaks:538
 RawMode:Averaged 31.408-31.425(3410-3412) BasePeak:57.00(5184901)
 BG Mode:Calc. from Peak Group 1 - Event 1 Scan

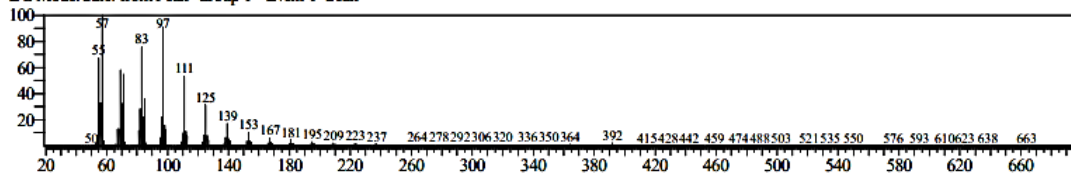


Hit#:1 Entry:263179 Library:NIST17.lib
 SI:96 Formula:C27H56O CAS:2004-39-9 MolWeight:396 RetIndex:2948
 CompName:1-Heptacosanol

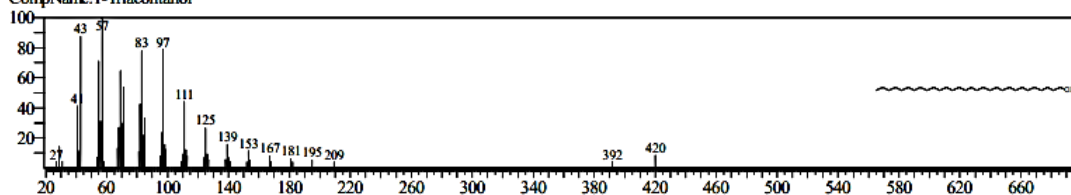


<< Target >>

Line#:72 R.Time:34.583(Scan#:3791) MassPeaks:578
 RawMode:Averaged 34.575-34.592(3790-3792) BasePeak:57.00(5104283)
 BG Mode:Calc. from Peak Group 1 - Event 1 Scan

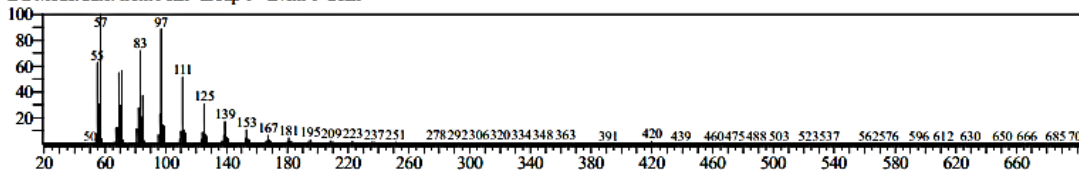


Hit#:1 Entry:281757 Library:NIST17.lib
 SI:96 Formula:C30H62O CAS:593-50-0 MolWeight:438 RetIndex:3246
 CompName:1-Triacontanol

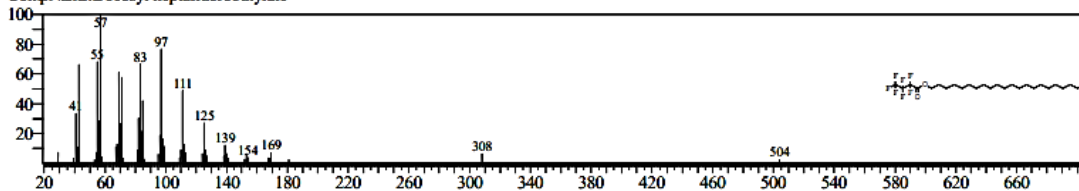


<< Target >>

Line#:75 R.Time:37.867(Scan#:4185) MassPeaks:548
 RawMode:Averaged 37.858-37.875(4184-4186) BasePeak:57.00(3465729)
 BG Mode:Calc. from Peak Group 1 - Event 1 Scan

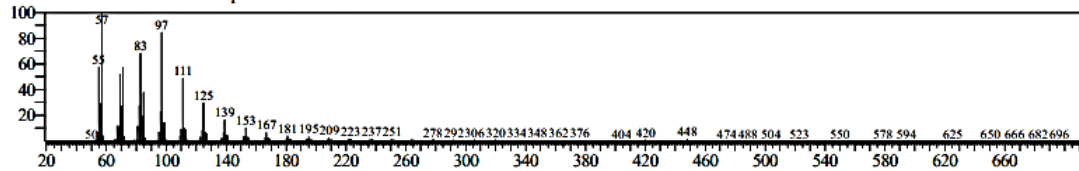


Hit#:1 Entry:298657 Library:NIST17.lib
 SI:96 Formula:C26H45F7O2 CAS:0-00-0 MolWeight:522 RetIndex:2330
 CompName:Docosyl heptafluorobutyrate

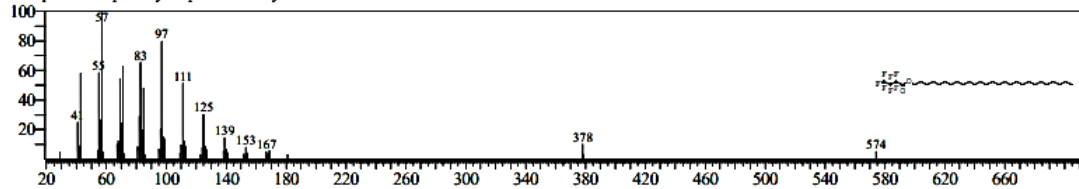


<< Target >>

Line#:80 R.Time:42.408(Scan#:4730) MassPeaks:573
 RawMode:Averaged 42.400-42.417(4729-4731) BasePeak:57.00(2008255)
 BG Mode:Calc. from Peak Group 1 - Event 1 Scan



Hit#:1 Entry:303013 Library:NIST17.lib
 SI:96 Formula:C31H55F7O2 CAS:0-00-0 MolWeight:592 RetIndex:2827
 CompName:Heptacosyl heptafluorobutyrate



Lampiran 4. Perhitungan Rendemen

a. Metanol

$$\% \text{ Rendemen} = \frac{\text{Bobot ekstrak (g)}}{\text{Bobot Simplisia (g)}} \times 100 \%$$

$$\% \text{ Rendemen} = \frac{1,24 \text{ g}}{1000 \text{ g}} \times 100 \%$$

$$\% \text{ Rendemen} = 0,124\%$$

b. Aseton

$$\% \text{ Rendemen} = \frac{\text{Bobot ekstrak (g)}}{\text{Bobot Simplisia (g)}} \times 100 \%$$

$$\% \text{ Rendemen} = \frac{1,09 \text{ g}}{1000 \text{ g}} \times 100 \%$$

$$\% \text{ Rendemen} = 0,109\%$$

c. Etil Asetat

$$\% \text{ Rendemen} = \frac{\text{Bobot ekstrak (g)}}{\text{Bobot Simplisia (g)}} \times 100 \%$$

$$\% \text{ Rendemen} = \frac{0,83 \text{ g}}{1000 \text{ g}} \times 100 \%$$

$$\% \text{ Rendemen} = 0,083\%$$

d. n-Heksan

$$\% \text{ Rendemen} = \frac{\text{Bobot ekstrak (g)}}{\text{Bobot Simplisia (g)}} \times 100 \%$$

$$\% \text{ Rendemen} = \frac{0,87 \text{ g}}{1000 \text{ g}} \times 100 \%$$

$$\% \text{ Rendemen} = 0,087\%$$

Lampiran 5. Dokumentasi Kegiatan



Gambar 37. Pengambilan sampel di Kabupaten Takalar



Gambar 38. Proses Maserasi



Gambar 39. Proses Penyaringan



Gambar 40. Pemekatan ekstrak rotary evaporator



Gambar 41. Hasil ekstrak kental



Gambar 42. Instrumen GC-MS