

DAFTAR PUSTAKA

- Andrady AL. 2011. Microplastics in the marine environment. *Marine Pollution Bulletin*. 62 (8): 1596–1605.
- Addo, S., Boateng, C. M., Diyie, R. L., Duodu, C. P., Ferni, A. K., Williams, E. A., Amakye, A. O., Asamoah, O., Danso -Abbeam, H., & Nyarko, E. (2022). Occurrence of microplastics in wild oysters (*Crassostrea tulipa*) from the Gulf of Guinea and their potential human exposure. *Heliyon*, 8(12), e12255. <https://doi.org/https://doi.org/10.1016/j.heliyon.2022.e12255>
- A. Dick Vethaak, Juliette Legler. (2021) Microplastics and human health. *Science* 371, 672674 (2021). DOI:10.1126/science.abe5041
- Al-Salem, S. M., Chandrasekaran, S. R., Dutta, A., & Sharma, B. K. (2021). Study of the fuel properties of extracted oils obtained from low and linear low density polyethylene pyrolysis. *Fuel*, 304, 121396. <https://doi.org/https://doi.org/10.1016/j.fuel.2021.121396>
- Adian, S. (2019, 11 23). pengertian kerajinan: Fungsi, Bahan, Jenis Jenis & Contoh Kerajinan. Retrieved from www.salamadian.com: <https://salamadian.com/pengertian-kerajinan>.
- Atamanal P, M., Köktürk, M., Parlak, V., Ucar, A., Arslan, G., Alak, G. 2022., A new record for the presence of microplastics in dominant fish species of the Karasu River Erzurum, Turkey (Article).
- Alimba, C. G., Faggio, C., Sivanesan, S., Ogunkanmi, A. L., & Krishnamurthi, K. (2021). Micro(nano)-plastics in the environment and risk of carcinogenesis: Insight into possible mechanisms. *Journal of Hazardous Materials*, 416, 126143. <https://doi.org/https://doi.org/10.1016/j.jhazmat.2021.126143>
- Aliabad M.K., 2019. *Microplastics in the surface seawaters of Chabahar Bay, Gulf of Oman (Makran Coasts)*. *Marine Pollution Bulletin*, 143, 125–133.
- Arisandi, A., Tamam, B., & Fauzan, A. (2018). Profil Terumbu Karang Pulau Kangean, Kabupaten Sumenep, Indonesia
<i>[Coral Reef Profile of Kangean Island, Sumenep District, Indonesia]</i>. *Jurnal Ilmiah Perikanan Dan Kelautan*, 10(2), 76–83. <https://doi.org/10.20473/jipk.v10i2.10516>
- ATSDR. “Public Health Assessment Guidance Manual” <http://www.atsdr.cdc.gov/hac/PHSManual/toc.html>. 2005.
- Browne MA, Crump P, Niven SJ, Teuten E, Tonkin A, Galloway T, Thompson R. 2011. Accumulation of microplastics on shorelines worldwide: sources and sinks. *Environ. Sci. Technol.*, 45 (21): 9175-9179.
- Browne MA, Dissanayake A, Galloway TS, Lowe DM, Thompson RC. 2008. Ingested microscopic plastik translocates to the circulatory system of the mussel, *Mytilus edulis* (L.). *Environ Sci Technol* 42:5026–5031.

- Buana Fatwa, E., Yoswaty, D., Effendi, I., Amin, B., Ilmu Kelautan, J., & Perikanan dan Kelautan Universitas Riau, F. (n.d.). *Isolasi dan Identifikasi Bakteri Indigenous Pendegradasi Plastik dari Perairan Laut Dumai Provinsi Riau*.
- Basri K, S., Daud, A., Astuti, R. D. P., & Basri, K. (2021). Detection of exposure to microplastics in humans: A systematic review. In *Open Access Macedonian Journal of Medical Sciences* (Vol. 9, pp. 275–280). Scientific Foundation SPIROSKI. <https://doi.org/10.3889/oamjms.2021.6494>.
- Caruso, G., 2019. *Microplastics as vectors of contaminants*. *Marine Pollution Bulletin*, 146, 921–924.
- Chatterjee, S., & Sharma, S. (2019). Microplastics in our oceans and marine health. *The Journal of Field Actions*, 19,54-61
- Cole, M. et al. Isolation of microplastiks in biota-rich seawater samples and marine organisms. *Scientific reports* 4, 4528 (2014).
- Cordova, M.R., AIS Purwiyanto, dan Y Suteja, 2019, Abundance and characteristics of microplastics in the northern coastal waters of Surabaya, Indonesia, *Marine pollution bulletin* 142, 183-188 <https://europemc.org/article/med/31232293>.
- Cai, L., Wang, J., Peng, J., Wu, Z., & Tan, X. (2018). Observation of the degradation of three types of plastic pellets exposed to UV irradiation in three different environments. *Science of The Total Environment*, 628–629, 740–747. <https://doi.org/https://doi.org/10.1016/j.scitotenv.2018.02.079>
- Cordova, O. M. R. (2017). *PENCEMARAN PLASTIK DI LAUT*. XLII, 21–30.
- D. Yona, C. D. Samantha, and R. D. Kasitowati, 2021. *Perbandingan Kandungan Mikroplastik pada Kerang Darah dan Kerang Tahu dari Perairan Desa Banyuurip, Gresik*. *Saintek Perikanan: Indonesian Journal of Fisheries Science and Technology*, vol. 17, no. 2, pp. 108-114, Aug. 2021. <https://doi.org/10.14710/ijfst.17.2.108-114>
- De Guzman, M. C., Anne Chua, P. P., & Sedano, F. S. (n.d.). *Embryotoxic and teratogenic effects of polyethylene microbeads found in facial wash products 2 in Zebrafish (Danio rerio) using the Fish Embryo Acute Toxicity Test 3 4*. <https://doi.org/10.1101/2020.09.16.299438>.
- Dong, C.-D., Chen, C.-W., Chen, Y.-C., Chen, H.-H., Lee, J.-S., & Lin, C.-H. (2020). Polystyrene microplastic particles: In vitro pulmonary toxicity assessment. *Journal of Hazardous Materials*, 385, 121575. <https://doi.org/https://doi.org/10.1016/j.jhazmat.2019.121575>
- Da Costa Araújo, A. P., de Andrade Vieira, J. E., & Malafaia, G. (2020). Toxicity and trophic transfer of polyethylene microplastics from *Poecilia reticulata* to *Danio rerio*. *Science of The Total Environment*, 742, 140217. <https://doi.org/https://doi.org/10.1016/j.scitotenv.2020.140217>

- Danso, D., Chow, J., & Streita, W. R. (2019). Plastics: Environmental and biotechnological perspectives on microbial degradation. In *Applied and Environmental Microbiology* (Vol. 85, Issue 19). American Society for Microbiology. <https://doi.org/10.1128/AEM.01095-19>
- El, Nano Hajra, Daud, A., Tahir, A., Mallongi, A., Amqam, H., & Salam, A. (2020). Microplastic Exposure through Mussels Consumption in the Coastal Area Community of Pa'lalakkang Village, Galesong, Takalar District. *South Asian Research Journal of Biology and Applied Biosciences*, 2(5), 109–113. <https://doi.org/10.36346/sarjbab.2020.v02i05.003>
- Erikson, M., Mason, S., Wilson, S., Box, C., Zellers, A., Edwards, W., Farley, H. & Amato, S. 2013. Microplastic pollution in the surface waters of the Laurentian Great Lakes. *Marine Pollution Bulletin* 77(2013): 177-182.
- Erlangga, E., Ezraneti, R., Ayuzar, E., Adhar, S., Salamah, S., & Lubis, H. B. (2022). Identifikasi Keberadaan Mikroplastik Pada Insang dan Saluran Pencernaan Ikan Kembung (*Rastrelliger sp*) di TPI Belawan. *Jurnal Kelautan: Indonesian Journal of Marine Science and Technology*, 15(3), 206–215. <https://doi.org/10.21107/jk.v15i3.11746>
- Fairbrother, A., Hsueh, H.-C., Kim, J. H., Jacobs, D., Perry, L., Goodwin, D., White, C., Watson, S., & Sung, L.-P. (2019). Temperature and light intensity effects on photodegradation of high-density polyethylene. *Polymer Degradation and Stability*, 165, 153–160. <https://doi.org/https://doi.org/10.1016/j.polymdegradstab.2019.05.002>.
- Focardi, A., Moore, L. R., Raina, J. B., Seymour, J. R., Paulsen, I. T., & Tetu, S. G. (2022). Plastic leachates impair picophytoplankton and dramatically reshape the marine microbiome. *Microbiome*, 10(1). <https://doi.org/10.1186/s40168-022-01369-x>.
- Gunawan, Effendi, H., & Warsiki, E., 2021. *Cemaran Mikroplastik pada Ikan Pindang dan Potensi Bahayanya terhadap Kesehatan Manusia, Studi Kasus di Bogor*. Jurnal Pascapanen dan Bioteknologi Badan Riset dan Sumber Daya Manusia Kementerian Kelautan dan Perikanan. Volume 16 Nomor 2.
- Geyer, R. (2020). Chapter 2 - Production, use, and fate of synthetic polymers. In T. M. Letcher (Ed.), *Plastic Waste and Recycling* (pp. 13–32). Academic Press. <https://doi.org/https://doi.org/10.1016/B978-0-12-817880-5.00002-5>
- Hidalgo-Ruz, V., Gutow, L., Thompson, R.C. & Thiel, M., 2012. *Environ. Sci. Technol.* 46.3060-3065. doi: 10.1021/es2031505.
- Hiwari H, Purba NP, Ihsan YN, Yuliadi L PS, Mulyani PG. 2019. Kondisi sampah mikroplastik di permukaan air laut sekitar Kupang dan Rote , Provinsi Nusa Tenggara Timur. *Masyarakat Biodiversitas Indonesia*. 5:165–171.

- Hasan Anik, A., Hossain, S., Alam, M., Binte Sultan, M., Hasnine, M. D. T., & Rahman, Md. M. (2021). Microplastics pollution: A comprehensive review on the sources, fates, effects, and potential remediation. *Environmental Nanotechnology, Monitoring & Management*, 16, 100530. <https://doi.org/https://doi.org/10.1016/j.enmm.2021.100530>
- Hariharan, G., Purvaja, R., Anandavelu, I., Robin, R. S., & Ramesh, R. (2021). Accumulation and ecotoxicological risk of weathered polyethylene (wPE) microplastics on green mussel (*Perna viridis*). *Ecotoxicology and Environmental Safety*, 208. <https://doi.org/10.1016/j.ecoenv.2020.111765>.
- Halstead, J. E., Smith, J. A., Carter, E. A., Lay, P. A., & Johnston, E. L. (2018). Assessment tools for microplastics and natural fibres ingested by fish in an urbanised estuary. *Environmental Pollution*, 234, 552–561. <https://doi.org/https://doi.org/10.1016/j.envpol.2017.11.085>
- Iñiguez, M. E., Conesa, J. A., & Fullana, A. (2018). Recyclability of four types of plastics exposed to UV irradiation in a marine environment. *Waste Management*, 79, 339–345. <https://doi.org/https://doi.org/10.1016/j.wasman.2018.08.006>
- Jahan, S. et al. 2019. *Interrelationship of Microplastic Pollution in Sediments and Oysters in a Seaport Environment of the Eastern Coast of Australia*. *Science of the Total Environment* 695: 133924. <https://doi.org/10.1016/j.scitotenv.2019.133924>.
- Jovanović, B., Guven, O., Gökdağ, K., & Kideys, A.E., 2017. *Microplastic litter composition of the Turkish territorial waters of the Mediterranean Sea, and its occurrence in the gastrointestinal tract of fish*. *Environmental Pollution* Vol 223: 286-294
- Kinjo, A., Kaoruko, M., Takada, H., & Inoue, K., 2019. *Size-Dependent Elimination of Ingested Microplastics in the Mediterranean Mussel *Mytilus Galloprovincialis**. *Marine Pollution Bulletin* 149(April): 110512. <https://doi.org/10.1016/j.marpolbul.2019.110512>.
- Kalčíková, G. (2023). Beyond ingestion: Adhesion of microplastics to aquatic organisms. In *Aquatic Toxicology* (Vol. 258). Elsevier B.V. <https://doi.org/10.1016/j.aquatox.2023.106480>
- Khoironi, A., Huda, K., Hambyah, I., & Dianratri, I. (2021). *Pengaruh Mikroplastik Polietilen dan Oxo-degradable (Oxium) Pada Pertumbuhan Mikroalga *Tetraselmis chuii**. 19, 211–218.
- Komunikasi, M., Pengembangan, D., Lingkungan, T., Cahya Alam, F., & Rachmawati, M. (n.d.). *Jurnal Presipitasi Perkembangan Penelitian Mikroplastik di Indonesia Development of Microplastic Research in Indonesia*. 17(3), 344–352.
- Listiani, N. W., & Nugraha, A. (2021). Mikroplastik dalam Kerang Darah (*Anadara granosa*) pada Ukuran yang Berbeda di Perairan Kwanyar Kabupaten Bangkalan Madura Microplastic in Different

Size of Cockle (*Anadara granosa*) at Kwanyar Waters, Bangkalan District, Madura. *Jurnal Sumberdaya Akuatik Indopasifik*, 5(2). <https://doi.org/10.46252/jsai-fpik-unipa.2021.Vol.5.No.2.156>.

- Lee, S., Kang, K. K., Sung, S. E., Choi, J. H., Sung, M., Seong, K. Y., Lee, S., Yang, S. Y., Seo, M. S., & Kim, K. (2022). Toxicity Study and Quantitative Evaluation of Polyethylene Microplastics in ICR Mice. *Polymers*, 14(3). <https://doi.org/10.3390/polym14030402>
- Lisawati, N., Anwar, D., Shinta, W., Anwar, M., Erniwati, I., Rahman, S., 2020. *Analysis of Microplastic Intake by Human through Red Kurisi Fish (Nemiptus Japonicas) and Mackerel (Rastrelliger Sp) Consumption in the Coastal Area Community of Tamasaju Village, North Galesong Takalar Regency*. South Asian Research Journal of Nursing and Healthcare. Volume-2 Issue-5 Sep-Oct -2020 DOI: 10.36346/sarjnhc.2020.v02i05.003
- Lu, Liang et al. 2019. *Interaction between Microplastics and Microorganism as Well as Gut Microbiota: A Consideration on Environmental Animal and Human Health*. *Science of the Total Environment* 667: 94–100. <https://doi.org/10.1016/j.scitotenv.2019.02.380>.
- Liu, K., Wang, X., Wei, N., Song, Z., & Li, D. (2019). Accurate quantification and transport estimation of suspended atmospheric microplastics in megacities: Implications for human health. *Environment International*, 132, 105127. <https://doi.org/https://doi.org/10.1016/j.envint.2019.105127>
- Lusher, A. L., Burke, A., O'Connor, I., & Officer, R. (2014). *Microplastik pollution in the Northeast Atlantic Ocean: Validated and opportunistic sampling*. *Marine Pollution Bulletin*, 88(1-2), 325–333. doi:10.1016/j.marpolbul.2014.08.02.
- Li, J.; Yang, D.; Li, L.; Jabeen, K.; Shi, H. , 2015, Microplastics in commercial bivalves from China. *Environ. Pollut.*, 207, 190–195. [CrossRef.
- Li, J., Lusher, A. L., Rotchell, J. M., Deudero, S., Turra, A., Bråte, I. L. N., Sun, C., Shahadat Hossain, M., Li, Q., Kolandhasamy, P., & Shi, H. (2019). Using mussel as a global bioindicator of coastal microplastic pollution. *Environmental Pollution*, 244, 522–533. <https://doi.org/https://doi.org/10.1016/j.envpol.2018.10.032>
- Lee, J.-H., Kang, J.-C., & Kim, J.-H. (2023). Toxic effects of microplastic (Polyethylene) on fish: Accumulation, hematological parameters and antioxidant responses in Korean Bullhead, *Pseudobagrus fulvidraco*. *Science of The Total Environment*, 877, 162874. <https://doi.org/https://doi.org/10.1016/j.scitotenv.2023.162874>
- Mirsadeghi, S. A., Zakaria, M. P., Yap, C. K., & Gobas, F. (2013). *Evaluation of the potential bioaccumulation ability of the blood cockle (Anadara granosa L.) for assessment of environmental matrices of mudflats*. *Science of The Total Environment*, 454-455, 584–597. doi:10.1016/j.scitotenv.2013.03.001.

- Mason, S.A., Garneau, D., Sutton, R., Chu, Y., Ehmann, K., Barnes, J., Fink, P., Papazissimos, D. & Rogers, D.L. 2016. Microplastic pollution is widely detected in US municipal wastewater treatment plant effluent. *Environmental Pollution* 218: 1045-1054.
- Mardiyana, M., & Kristiningsih, A. (2020). Dampak Pencemaran Mikroplastik di Ekosistem Laut terhadap Zooplankton : Review. *Jurnal Pengendalian Pencemaran Lingkungan (JPPL)*, 2(1), 29–36. <https://doi.org/10.35970/jppl.v2i1.147>
- Manalu, A. A., Hariyadi, S., & Wardiatno, Y., 2017. *Kelimpahan Mikroplastik di Teluk Jakarta*. <https://repository.ipb.ac.id/handle/123456789/91278>.
- Naik, Ravidas K., Milind M.N., Priya M., & Fauzia S., 2019. “*Microplastics in Ballast Water as an Emerging Source and Vector for Harmful Chemicals, Antibiotics, Metals, Bacterial Pathogens and HAB Species: A Potential Risk to the Marine Environment and Human Health.*” *Marine Pollution Bulletin* 149(July): 110525. <https://doi.org/10.1016/j.marpolbul.2019.110525>.
- Nur, W. O. N. A. L. D., Kantun, W., & Kabangnga, A. (2021). ANALISIS KANDUNGAN MIKROPLASTIK PADA USUS IKAN TUNA MATA BESAR (*Thunnus obesus*) YANG DIDARATKAN DI PELABUHAN IKAN WAKATOBI. *Jurnal Ilmu Dan Teknologi Kelautan Tropis*, 13(2), 333–343. <https://doi.org/10.29244/jitkt.v13i2.34871>.
- Noventa, S., Boyles, M.S.P., Seifert, A. *et al.* Paradigms to assess the human health risks of nano- and microplastics. *Micropl.&Nanopl.* 1, 9 (2021). <https://doi.org/10.1186/s43591-021-00011-1>
- Neves, D.; Sobral, P.; Ferreira, J.L.; Pereira, T. Ingestion of microplastics by commercial fish on the Portuguese coast. *Mar. Pollut. Bull.* 2015, 101, 119–126. [CrossRef] Neves, et al , 2015 filter feeder.
- Nurjanah, dkk 2005. Kandungan Mineral dan Proksimat Kerang Darah (*Anadara granosa*) yang Diambil dari Kabupaten Boalemo, Gorontalo. *Buletin Teknologi Hasil Perikanan*, Vol VIII, No.2.
- Nurtang, Lisawati, Daud, A., Werorilangi, S., Mallongi, A., Ibrahim, E., & Syah, R. (2020). Analysis of Microplastic Intake by Human through Red Kurisi Fish (*Nemiptus Japonicas*) and Mackerel (*Rastrelliger Sp*) Consumption in the Coastal Area Community of Tamasaju Village, North Galesong, Takalar Regency. *South Asian Research Journal of Nursing and Healthcare*, 2(5), 110–116. <https://doi.org/10.36346/sarjnhc.2020.v02i05.003>.
- Nurhenu Karuniastuti, Swara Patra. (2013). Bahaya Plastik Terhadap Lingkungan, *Forum Tekhnologi*, Vol.03 No.01. ejurnal.ppsdmmigas.esdm.go.id.
- Ory, N. C., Sobral, P., Ferreira, J. L., & Thiel, M. (2017). Amberstripe scad *Decapterus muroadsi* (Carangidae) fish ingest blue microplastics

- resembling their copepod prey along the coast of Rapa Nui (Easter Island) in the South Pacific subtropical gyre. *Science of The Total Environment*, 586, 430–437. <https://doi.org/https://doi.org/10.1016/j.scitotenv.2017.01.175>
- Pan, Z. et al. (2019) 'Microplastics in the Northwestern Pacific: Abundance, distribution, and characteristics', *Science of the Total Environment*, 650, pp. 1913–1922. doi: 10.1016/j.scitotenv.2018.09.244.
- Prata, J. C., da Costa, J. P., Lopes, I., Duarte, A. C., & Rocha-Santos, T. (2020). Environmental exposure to microplastics: An overview on possible human health effects. *Science of The Total Environment*, 702, 134455. <https://doi.org/https://doi.org/10.1016/j.scitotenv.2019.134455>
- Perikanan, B., Amin, B., & Nedi, S. (2020). *DISTRIBUSI MIKROPLASTIK PADA AIR LAUT DI PESISIR BARAT PULAU KARIMUN PROVINSI KEPULAUAN RIAU DISTRIBUTION OF MICROPLASTICS IN SEA WATER ON THE WEST COAST OF KARIMUN ISLAND, KEPULAUAN RIAU PROVINCE*. 48.
- Prokić, M. D., Gavrilović, B. R., Radovanović, T. B., Gavrić, J. P., Petrović, T. G., Despotović, S. G., & Faggio, C. (2021). Studying microplastics: Lessons from evaluated literature on animal model organisms and experimental approaches. *Journal of Hazardous Materials*, 414, 125476. <https://doi.org/https://doi.org/10.1016/j.jhazmat.2021.125476>.
- Plastics—the facts 2019. An analysis of European plastics production, demand and waste data.
- Qu, X., Su, L., Li, H., Liang, M., & Shi, H. (2018). *Assessing the relationship between the abundance and properties of microplastiks in water and in mussels*. *Science of The Total Environment*, 621, 679–686. doi:10.1016/j.scitotenv.2017.11.2.
- Rahman Abdur. (2007). *Bahan Ajar Pelatihan Analisis Risiko Kesehatan (Program Intensif Tingkat Dasar)*. Depok: FKM UI.
- Revel, M., Châtel, A., & Mouneyrac, C. (2018). Micro(nano)plastics: A threat to human health? *Current Opinion in Environmental Science & Health*, 1, 17–23. <https://doi.org/https://doi.org/10.1016/j.coesh.2017.10.003>
- Rahmadhani, F., 2019. *Identifikasi dan analisis kandungan mikroplastik pada ikan pelagis dan demersal serta sedimen dan air laut di perairan Pulau Mandangin Kabupaten Sampang*. Tesis, UIN Sunan Ampel Surabaya.
- Ragusa A., Svelato A., Santacroce C., Catalano P., Notarstefano V., Carnevali O., Papa F., Rongio-letti M.C.A., Baiocco F., Draghi S., D'Amore E., Rinaldo D., Matta M., & Giorgini E., 2021. *Plasticenta: First evidence of microplastics in human placenta*. *Environment International*, 146, 1–8.

- Rustam, Agustin, et al. 2015 "Peran Ekosistem Lamun Sebagai Blue Carbon Dalam Mitigasi Perubahan Iklim, Studi Kasus Tanjung Lesung, Banten." *Jurnal Segara* 10(2): 1-14.
- Rochman CM. 2015. Anthropogenic debris in seafood: Plastic debris and fibers from textiles in fish and bivalves sold for human consumption.
- Rathore, C., Saha, M., Gupta, P., Kumar, M., Naik, A., & de Boer, J. (2023). Standardization of micro-FTIR methods and applicability for the detection and identification of microplastics in environmental matrices. *Science of The Total Environment*, 888, 164157. <https://doi.org/https://doi.org/10.1016/j.scitotenv.2023.164157>
- Ritchie, H., & Roser, M. (2018). Plastic pollution. *Our World in Data*.
- Lee, S., Kang, K. K., Sung, S. E., Choi, J. H., Sung, M., Seong, K. Y., Lee, S., Yang, S. Y., Seo, M. S., & Kim, K. (2022). Toxicity Study and Quantitative Evaluation of Polyethylene Microplastics in ICR Mice. *Polymers*, 14(3). <https://doi.org/10.3390/polym14030402>
- Santana, M. F. M., Ascer, L. G., Custódio, M. R., Moreira, F.T., & Turra, A. 2016. Microplastic contamination in natural mussel beds from a Brazilian urbanized coastal region: Rapid evaluation through bioassessment. *Marine Pollution Bulletin*, 106(1–2):183–189. doi : 10.1016/j.marpolbul.2016.0.
- Satiyarti, R. B., Wulan Pawhestri, S., & Adila, I. S. (2022). Identifikasi Mikroplastik pada Sedimen Pantai Sukaraja, Lampung. *Jurnal Kelautan Tropis*, 25(3), 329–336. <https://doi.org/10.14710/jkt.v25i3.12786>
- Saley, A.M., et al. 2019. *Microplastic Accumulation and Biomagnification in a Coastal Marine Reserve Situated in a Sparsely Populated Area*. *Marine Pollution Bulletin* 146 (February): 54–59. <https://doi.org/10.1016/j.marpolbul.2019.05.065>.
- Sahara 2011. Karakteristik Kerang Darah *A. granosa*. Departemen Teknologi Hasil Perairan, Fakultas Perikanan dan Ilmu Kelautan. Institut Pertanian Bogor.
- Seminar Nasional Hasil Riset dan Pengabdian Ke-III (SNHRP-III 2021) Prosiding Seminar Nasional Hasil Riset dan Pengabdian | 118.
- Stuart, B. (Barbara H.). (2004). *Infrared spectroscopy : fundamentals and applications*. J. Wiley.
- Saputri, D. F. I., Daud, A., Syah, R., Birawida, A. B., Amqam, H., & Russeng, S. S. (2020). Microplastic Depuration on *Asaphis detlorata*. *International Journal Paper Advance and Scientific Review*, 1(2), 37–46. <https://doi.org/10.47667/ijpasr.v1i2.44>.
- Sawalman, R., Zamani, N. P., Werorilangi, S., & Ismet, M. S. (2021). AKUMULASI MIKROPLASTIK PADA SPESIES IKAN EKONOMIS PENTING DI PERAIRAN PULAU BARRANGLOMPO, MAKASSAR. *Jurnal Ilmu Dan Teknologi*

- Kelautan Tropis*, 13(2), 241–259.
<https://doi.org/10.29244/jitkt.v13i2.34587>
- Sandra, S. W. dan Radityaningrum, A. D. (2021). Kajian Kelimpahan Mikroplastik di Biota Perairan. *Jurnal Ilmu Lingkungan*, 19(3), 638-648, doi:10.14710/jil.19.3.638-648
- Smith, M., Love, D. C., Rochman, C. M., & Neff, R. A., 2018. *Microplastics in Seafood and the Implications for Human Health*. *Current Environmental Health Reports*, Volume 5 Nomor 3, 375-386. <https://doi.org/10.1007/s40572-018-0206-z>
- Setiawan, B., & Dadang Sukandar, dan. (2008). *Analysis of Fisheries Potential and Management in Food Security Perspective at Coastal Zone of West Lampung Regency* (Vol. 3, Issue 3).
- Syahrul Basri., Emmi Bujawati., Munawir Amansyah., Habibi., & Samsiana. (2014) Analisis Risiko Kesehatan Lingkungan. *Jurnal Kesehatan Volume VII. No.2/2014*.
- Supit A., Tompodung L., & Kumaat S., 2022. *Microplastic as an Emerging Contaminant and its Toxic Effects on Health*. *Jurnal Kesehatan* Vol 13, No. 1. ISSN 2086-7751 (print), ISSN 2548-5695 (online) <http://ejurnal.poltekkes-tjk.ac.id/index.php/JK>
- Tahir, A., Daud, A., Bintara Birawida, A., Amqam, H., El, N. H., & Nurtang, L. (n.d.). Risk Analysis of Microplastic in Fish (*Nemiptus Japonicas* & *Rastrelliger Sp.*) in Communities in the Coast Area of Tamasaju, Galesong Takalar. In *Medico-legal Update* (Vol. 21, Issue 2). <https://www.researchgate.net/publication/350327262>.
- Tiseo, I., 2021, Market volume of polyethylene worldwide from 2015 to 2020, with a forecast for 2021 to 2026. <https://www.statista.com/statistics/1245162/polyethylene-market-volume-worldwide>.
- Thiele, C. J., Hudson, M. D., & Russell, A. E. (2019). Evaluation of existing methods to extract microplastics from bivalve tissue: Adapted KOH digestion protocol improves filtration at single-digit pore size. *Marine Pollution Bulletin*, 142, 384–393. <https://doi.org/https://doi.org/10.1016/j.marpolbul.2019.03.003>
- Tuhumury, N.C., & Ritonga A., 2020. *Identifikasi Keberadaan dan Jenis Mikroplastik pada Kerang Darah (Anadara granosa) di Perairan Tanjung Tiram, Teluk Ambon*. *Jurnal TRITON* Volume 16, Nomor 1, April 2020, hal. 1 – 7 P-ISSN 1693-6493 E-ISSN 2656-2758 DOI: <https://doi.org/10.30598/TRITONvol16issue1page1-7>
- Wirawan, M.D.S., Dhafir, F., Budiarsa, I.M., & Shamdas, G.B.N., 2021. *Kandungan mikroplastik pada saluran pencernaan ikan katombo (rastrellinger kanagurta) dari Teluk Palu dan Pemanfaatannya sebagai media pembelajaran*. *Media Eksakta*. E-ISSN: 2776-799x. <http://jurnal.fkip.untad.ac.id/index.php/jme>

- Wahyuni Nur Setyowati. 2021. Kajian Kelimpahan dan Jenis Mikroplastik pada air laut dan sedimen di Teluk Jakarta.
- Wagner, M., & Lambert, S. 2018. Freshwater Microplastics - The Handbook of Environmental Chemistry 58, 302. doi: 10.1007/978-3-319-61615-5
- Wright, S.L., Thompson, R.C., & Galloway, T.S. 2013. The Physical Impacts of Microplastics on Marine Organisms: A Review. *Environmental Pollution*, 178:483–492.
- Watt, E., Picard, M., Maldonado, B., Abdelwahab, M. A., Mielewski, D. F., Drzal, L. T., Misra, M., & Mohanty, A. K. (2021). Ocean plastics: environmental implications and potential routes for mitigation - a perspective. In *RSC Advances* (Vol. 11, Issue 35, pp. 21447–21462). Royal Society of Chemistry. <https://doi.org/10.1039/d1ra00353d>.
- Yudhantari, C.I., Hendrawan, I.G., & Puspitha, N.L.P.R., 2019. *Kandungan mikroplastik pada saluran ikan lemuru protolan (sardinella lemuru) hasil tangkapan di Selat Bali*. *Journal of Marine Research and Technology*. Volume 2, Nomor 2, tahun 2019, halaman 48-52. <http://ojs.unud.ac.id/index.php/JMRT>
- Yan, X., Cao, Z., Murphy, A., & Qiao, Y. (2022). An ensemble machine learning method for microplastics identification with FTIR spectrum. *Journal of Environmental Chemical Engineering*, 10(4), 108130. <https://doi.org/https://doi.org/10.1016/j.jece.2022.108130>
- Yona, D., Maharani, M. D., Cordova, M. R., Elvania, Y., & Dharmawan, I. W. E. (2020). ANALISIS MIKROPLASTIK DI INSANG DAN SALURAN PENCERNAAN IKAN KARANG DI TIGA PULAU KECIL DAN TERLUAR PAPUA, INDONESIA: KAJIAN AWAL. *Jurnal Ilmu Dan Teknologi Kelautan Tropis*, 12(2), 497–507. <https://doi.org/10.29244/jitkt.v12i2.25971>.
- Zhang, J., Meng, H., Kong, X., Cheng, X., Ma, T., He, H., Du, W., Yang, S., Li, S., & Zhang, L. (2021). Combined effects of polyethylene and organic contaminant on zebrafish (*Danio rerio*): Accumulation of 9-Nitroanthracene, biomarkers and intestinal microbiota. *Environmental Pollution*, 277, 116767. <https://doi.org/https://doi.org/10.1016/j.envpol.2021.116767>.
- Zhou, C., Bi, R., Su, C., Liu, W., & Wang, T. (2022). The emerging issue of microplastics in marine environment: A bibliometric analysis from 2004 to 2020. *Marine Pollution Bulletin*, 179, 113712. <https://doi.org/https://doi.org/10.1016/j.marpolbul.2022.113712>

**L
A
M
P
I
R
A
N**



KEMENTERIAN PENDIDIKAN, KEBUDAYAAN
RISET, DAN TEKNOLOGI
UNIVERSITAS HASANUDDIN
FAKULTAS KESEHATAN MASYARAKAT
Jln.Perintis Kemerdekaan Km.10 Makassar 90245, Telp.(0411) 585658,
E-mail : fkunhas@gmail.com, website: <https://fkunhas.ac.id/>

REKOMENDASI PERSETUJUAN ETIK

Nomor : 11966/UN4.14.1/TP.01.02/2022

Tanggal : 12 Oktober 2022

Dengan ini Menyatakan bahwa Protokol dan Dokumen yang Berhubungan dengan Protokol berikut ini telah mendapatkan Persetujuan Etik :

No.Protokol	30922072258	No. Sponsor Protokol	
Peneliti Utama	Nurul Fajriah Sudarman	Sponsor	Pribadi
Judul Peneliti	Analisis Risiko Kadar Mikroplastik (<i>Polyethylene</i>) pada Kerang Darah (Anadara Granosa) yang Dikonsumsi Masyarakat di Desa Pao Kabupaten Jeneponto Tahun 2022		
No.Versi Protokol	1	Tanggal Versi	30 September 2022
No.Versi PSP	1	Tanggal Versi	30 September 2022
Tempat Penelitian	Pesisir Pantai Kecamatan Tarowang, Kabupaten Jeneponto, Provinsi Sulawesi Selatan		
Judul Review	<input type="checkbox"/> Exempted <input checked="" type="checkbox"/> Expedited <input type="checkbox"/> Fullboard	Masa Berlaku 12 Oktober 2022 Sampai 12 Oktober 2023	Frekuensi review lanjutan
Ketua Komisi Etik Penelitian	Nama : Prof.dr.Veni Hadju,M.Sc,Ph.D	Tanda tangan 	Tanggal 12 Oktober 2022 
Sekretaris komisi Etik Penelitian	Nama : Dr. Wahiduddin, SKM.,M.Kes	Tanda tangan 	Tanggal 12 Oktober 2022 

Kewajiban Peneliti Utama :

1. Menyerahkan Amandemen Protokol untuk persetujuan sebelum di implementasikan
2. Menyerahkan Laporan SAE ke Komisi Etik dalam 24 Jam dan dilengkapi dalam 7 hari dan Lapor SUSAR dalam 72 Jam setelah Peneliti Utama menerima laporan
3. Menyerahkan Laporan Kemajuan (progress report) setiap 6 bulan untuk penelitian resiko tinggi dan setiap setahun untuk penelitian resiko rendah
4. Menyerahkan laporan akhir setelah Penelitian berakhir
5. Melaporkan penyimpangan dari protocol yang disetujui (protocol deviation/violation)
6. Mematuhi semua peraturan yang ditentukan





KUOSIONER PENELITIAN

ANALISIS RISIKO PAJANAN MIKROPLASTIK (*POLYSTYRENE*) MELALUI KONSUMSI KERANG DARAH (*ANADARA GRANOSA*) PADA MASYARAKAT DI KAWASAN PESISIR DESA PAO KECAMATAN TAROWANG KABUPATEN JENEPONTO

Kode Responden :

Tanggal wawancara :

A. Identitas responden

Nama :

Jenis kelamin :

Umur :

Alamat :

Pekerjaan :

Pendidikan terakhir :

B. Karakteristik Individu

Berat Badan : kg

C. Paparan

1. Laju Asupan

a. Berapa kali mengonsumsi kerang dalam sehari...../hari

b. Berapa banyak kerang yang dikonsumsi dalam sehari.....g/hari

c. Jenis kerang yang dikonsumsi?

2. Lama responden telah mengonsumsi kerang di lokasi penelitian.....tahun

DATA RESPONDEN

DATA RESPONDEN

KODE RESPONDEN	JK	UMUR	ALAMAT	TINGKAT PENDIDIKAN	BB (kg)	LAJU ASUPAN (g/hari)	FREKUENSI PAJANAN (hari/tahun)	LAMA TINGGAL (tahun)
KB1	P	34	Dusun Kampung Beru	SMP sederajat	60	470	144	34
KB2	P	28	Dusun Kampung Beru	SMP sederajat	65	470	144	26
KB3	L	37	Dusun Kampung Beru	SMP sederajat	70	470	96	37
KB4	P	38	Dusun Kampung Beru	SMA sederajat	70	470	192	38
KB5	L	39	Dusun Kampung Beru	SMP sederajat	60	313	192	31
TR1	L	45	Dusun Tonroa	SMP sederajat	38	235	192	45
TR2	P	44	Dusun Tonroa	SMA sederajat	45	188	144	44
TR3	P	39	Dusun Tonroa	SMA sederajat	56	470	144	39
TR4	P	40	Dusun Tonroa	SD sederajat	45	157	144	40
TR5	L	50	Dusun Tonroa	SMA sederajat	67	705	144	50
BD1	P	60	Dusun Kampung Bendi	TTSD	56	470	96	60
BD2	P	38	Dusun Kampung Bendi	SMA sederajat	50	313	192	38
BD3	L	32	Dusun Kampung Bendi	SMP sederajat	62	313	144	32
BD4	P	35	Dusun Kampung Bendi	SMP sederajat	47	470	144	31
BD5	L	32	Dusun Kampung Bendi	SMA sederajat	56	235	192	32
SM1	L	50	Dusun Sunggumanai	TTSD	49	235	96	50
SM2	P	47	Dusun Sunggumanai	SMA sederajat	50	157	144	47
SM3	P	32	Dusun Sunggumanai	SMP sederajat	50	235	144	32
SM4	L	33	Dusun Sunggumanai	SMA sederajat	51	235	192	33
SM5	L	45	Dusun Sunggumanai	SD sederajat	41	470	144	45
PA1	P	43	Dusun Pao	SMA sederajat	47	235	144	43
PA2	P	40	Dusun Pao	SMP sederajat	50	313	192	40
PA3	P	50	Dusun Pao	SD sederajat	60	157	96	50
PA4	P	53	Dusun Pao	TTSD	65	235	192	53
PA5	P	42	Dusun Pao	TTSD	54	470	96	42
KL1	L	41	Dusun Kaloko	SD sederajat	59	470	192	41
KL2	P	37	Dusun Kaloko	SMP sederajat	53	353	144	35
KL3	P	40	Dusun Kaloko	SMP sederajat	67	470	144	40
KL4	P	42	Dusun Kaloko	SD sederajat	71	235	144	42
KL5	L	44	Dusun Kaloko	SD sederajat	61	470	144	41

Data Pengamatan Mikroplastik Sampel Kerang Darah (anadara granosa)

No	Pot sampel kerang	parameter mikroplastik					Jumlah	Kelimpahan (item/g)	Kelimpahan (item/kg)
		Bentuk	Warna	Ukuran (mm)	Berat (gr)	Jenis polimer			
1	Kerang 1.1	Line	Transparan	3,397	0,0004	PS	1	0,01	10
2	Kerang 2.1	-	-	-	-	-	0	0	0
3	Kerang 3.1	Line	Biru	1,253	0,0002	PS	1	0,01	10
4	Kerang 4.1	-	-	-	-	-	0	0	0
5	Kerang 5.1	Line	Hitam	2,273	0,0002	PS, PE	1	0,01	10
6	Kerang 1.2	Line	Biru	0,800	0,0003	PS	1	0,01	10
7	Kerang 2.2	Line	Biru	1,019	0,0002	PS	5	0,05	50
		Line	Biru	1,186	0,0001	PS			
		Line	Biru	1,866	0,0002	PS			
		Line	Biru	1,338	0,0002	PS			
		Line	Merah	1,975	0,0002	PS			
8	Kerang 3.2	Line	Transparan	2,056	0,0001	PS	1	0,01	10
9	Kerang 4.2	Line	Biru	2,995	0,0003	PS	1	0,01	10
10	Kerang 5.2	Line	Biru	2,481	0,0003	PS	2	0,02	20
		Line	Ungu	0,904	0,0001	PS, LDPE, PVC			
11	Kerang 1.3	Line	Merah	0,351	0,0001	PS, PE	1	0,01	10
12	Kerang 2.3	Line	Biru	0,796	0,0000	PS	1	0,01	10
13	Kerang 3.3	Line	Transparan	1,610	0,0002	PS	4	0,04	40
		Line	Biru	0,854	0,0002	PS, PE			
		Line	Biru	0,366	0,0001	PS, PE			
		Fragment	Putih	0,746	0,0002	PS			
		Line	Biru	1,768	0,0002	PVC			
14	Kerang 4.3	Line	Biru	1,036	0,0002	PS	4	0,04	40
		Line	Transparan	1,512	0,0001	PS			
		Line	Transparan	1,127	0,0002	PS			
		Line	Transparan	1,127	0,0002	PS			
15	Kerang 5.3	Line	Hitam	2,107	0,0004	PS, LDPE, PE	1	0,01	10
16	Kerang 1.4	-	-	-	-	-	1	0,01	10
17	Kerang 2.4	Line	Biru	1,366	0,0002	PS	2	0,02	20
		Line	Biru	3,124	0,0002	PS			
18	Kerang 3.4	Line	Transparan	1,458	0,0002	PS, PE	1	0,01	10
19	Kerang 4.4	Line	Biru	1,751	0,0002	PS	1	0,01	10
20	Kerang 5.4	-	-	-	-	-	0	0	0
21	Kerang 1.5	Line	Biru	0,433	0,0001	PS	1	0,01	10
22	Kerang 2.5	Line	Transparan	1,946	0,0005	PS	1	0,01	10
23	Kerang 3.5	Fragmen	Kuning	1,190	0,0004	PS	4	0,04	40
		Fragmen	Kuning	1,124	0,0002	PS			
		Fragmen	Hitam	0,415	0,0001	PS			
		Line	Hijau	0,341	0,0000	PS			
24	Kerang 4.5	Fragmen	Putih	0,437	0,0004	PS	1	0,01	10
25	Kerang 5.5	-	-	-	-	-	0	0	0

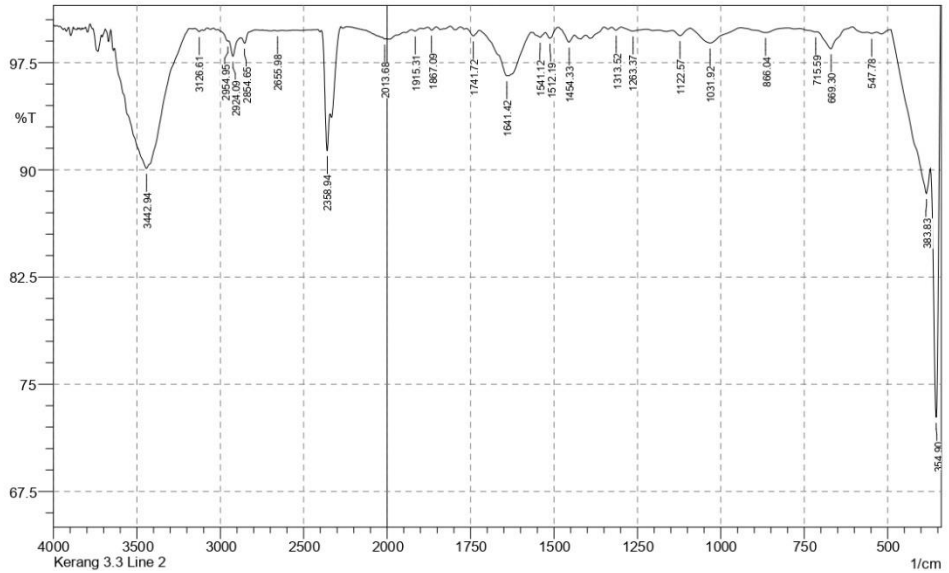
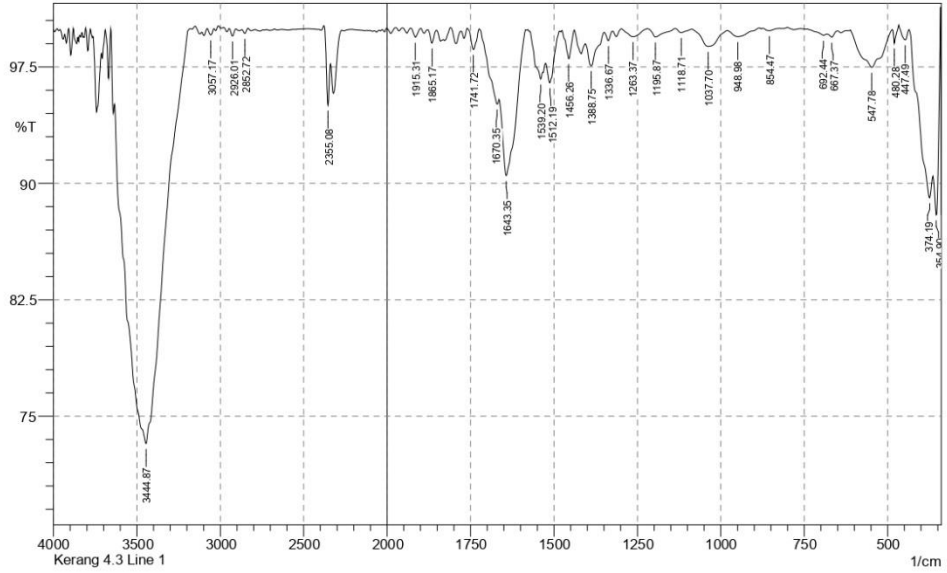
LAJU ASUPAN RESPONDEN

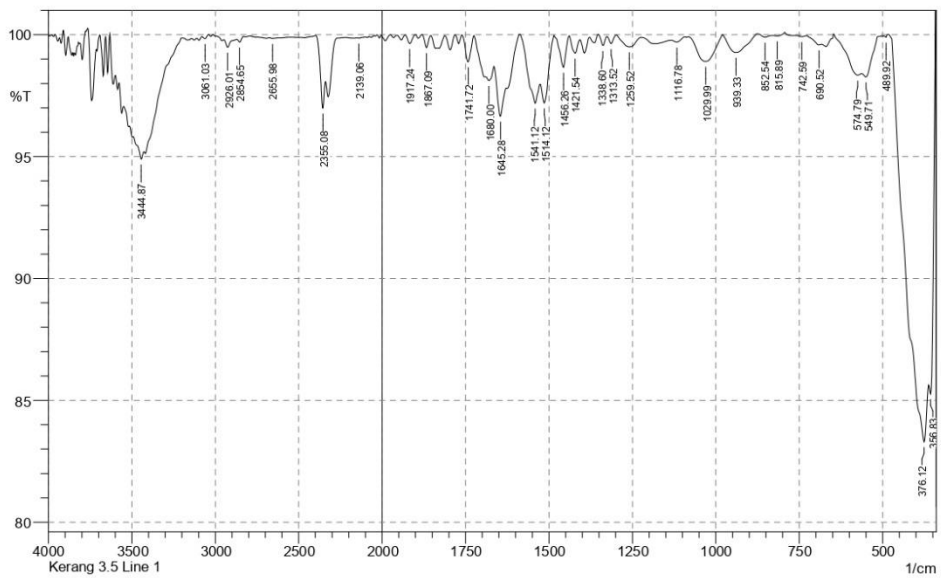
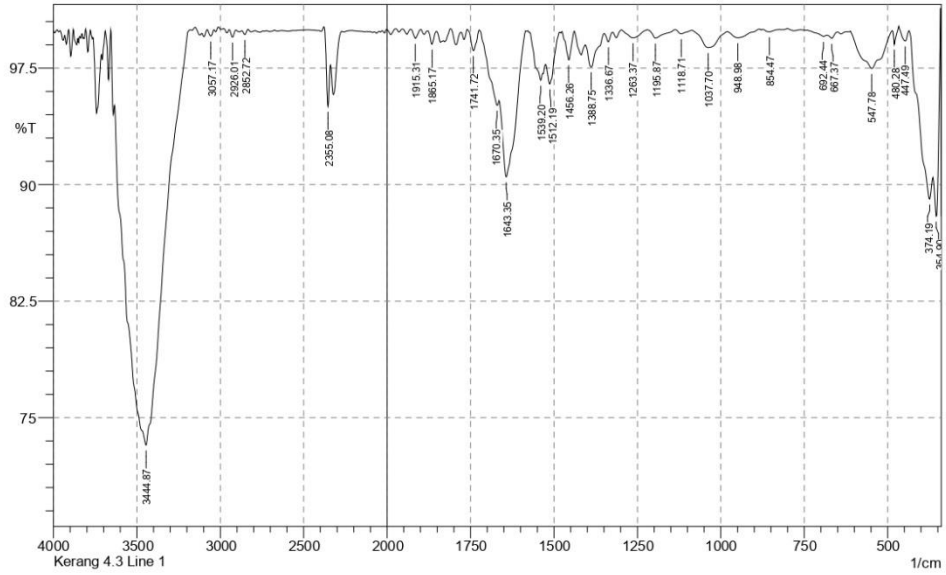
kode responden	jumlah mangkok/piring (tiap hari)	berat kerang setelah diolah (± 470 gr/piring atau mangkok)	jumlah anggota keluarga yang ikut makan	gr DW / hari
KB1	2	940	2	470
KB2	3	1410	3	470
KB3	2	940	2	470
KB4	2	940	2	470
KB5	2	940	3	313
TR1	2	940	4	235
TR2	2	940	5	188
TR3	2	940	2	470
TR4	2	940	6	157
TR5	3	1410	2	705
BD1	2	940	2	470
BD2	2	940	3	313
BD3	2	940	3	313
BD4	1	470	1	470
BD5	1	470	2	235
SM1	1	470	2	235
SM2	1	470	3	157
SM3	2	940	4	235
SM4	1	470	2	235
SM5	2	940	2	470
PA1	1	470	2	235
PA2	2	940	3	313
PA3	1	470	3	157
PA4	1	470	2	235
PA5	1	470	1	470
KL1	1	470	1	470
KL2	3	1410	4	353
KL3	1	470	1	470
KL4	1	470	2	235
KL5	2	940	2	470

DATA ANALISIS TINGKAT RISIKO (*RISK QUOTIENT*)


NO	KODE RESPONDEN	C (mg/kg)	R (kg/hari)	FE (hari/thn)	Dt (tahun)	Wb (kg)	I non-Karsinogenik (30 thn)/10950 hari	I Karsinogenik (70 thn)/25550 hari	RQ Non Karsinogenik
1	KB1	0,017	0,47	144	34	60	0,000059542	0,000025518	0,00029771
2	KB2	0,042	0,47	144	26	65	0,000103838	0,000044502	0,00051919
3	KB3	0,042	0,47	96	37	70	0,000091476	0,000039204	0,00045738
4	KB4	0,017	0,47	192	38	70	0,000076054	0,000032594	0,00038027
5	KB5	0,042	0,313	192	31	60	0,000119094	0,000051040	0,00059547
6	TR1	0,040	0,235	192	45	38	0,000195184	0,000083650	0,00097592
7	TR2	0,017	0,188	144	44	45	0,000041096	0,000017612	0,00020548
8	TR3	0,036	0,47	144	39	56	0,000154962	0,000066412	0,00077481
9	TR4	0,042	0,157	144	40	45	0,000077081	0,000033035	0,00038541
10	TR5	0,042	0,705	144	50	67	0,000290591	0,000124539	0,00145296
11	BD1	0,036	0,47	96	60	56	0,000158935	0,000068115	0,00079468
12	BD2	0,040	0,313	192	38	50	0,000166842	0,000071504	0,00083421
13	BD3	0,017	0,313	144	32	62	0,000036116	0,000015478	0,00018058
14	BD4	0,042	0,47	144	31	47	0,000171222	0,000073381	0,00085611
15	BD5	0,042	0,235	192	32	56	0,000098893	0,000042383	0,00049447
16	SM1	0,040	0,235	96	50	49	0,000084093	0,000036040	0,00042047
17	SM2	0,036	0,157	144	47	50	0,000069868	0,000029943	0,00034934
18	SM3	0,042	0,235	144	32	50	0,000083070	0,000035602	0,00041535
19	SM4	0,040	0,235	192	33	51	0,000106649	0,000045707	0,00053325
20	SM5	0,036	0,47	144	45	41	0,000244218	0,000104665	0,00122109
21	PA1	0,017	0,235	144	43	47	0,000048066	0,000020600	0,00024033
22	PA2	0,042	0,313	192	40	50	0,000184404	0,000079030	0,00092202
23	PA3	0,042	0,157	96	50	60	0,000048175	0,000020647	0,00024088
24	PA4	0,017	0,235	192	53	65	0,000057117	0,000024479	0,00028559
25	PA5	0,040	0,47	96	42	54	0,000128195	0,000054941	0,00064098
26	KL1	0,036	0,47	192	41	59	0,000206167	0,000088357	0,00103084
27	KL2	0,042	0,353	144	35	53	0,000128755	0,000055181	0,00064378
28	KL3	0,042	0,47	144	40	67	0,000154982	0,000066421	0,00077491
29	KL4	0,040	0,235	144	42	71	0,000073125	0,000031339	0,00036563
30	KL5	0,040	0,47	144	41	61	0,000166173	0,000071217	0,00083087
nilai rata-rata		0,03553	0,34963	150,4	40,3667	55,83	0,000120799	0,000051771	0,00060400

HASIL FTIR







**DATA WARNA DAN BENTUK MIKROPLASTIK
BERDASARKAN HASIL FOTO DI MIKROSKOP**



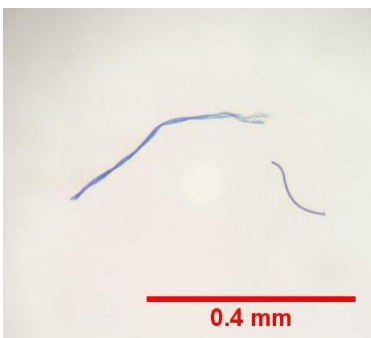
Mikroplastik pada sampel kerang 1.1



Mikroplastik pada sampel kerang 1.2



Mikroplastik pada sampel kerang 1.3



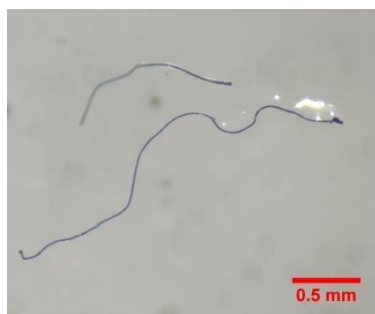
Mikroplastik pada sampel kerang 1.5



Mikroplastik pada sampel kerang 2.2



Mikroplastik pada sampel kerang 2.3



Mikroplastik pada sampel kerang 2.4



Mikroplastik pada sampel kerang 2.5



Mikroplastik pada sampel kerang 3.1



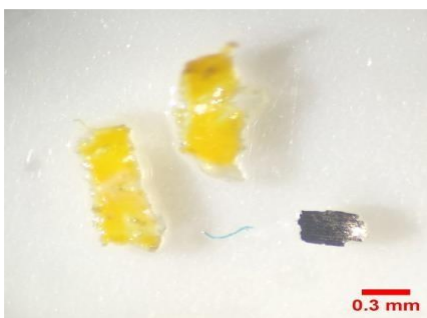
Mikroplastik pada sampel kerang 3.2



Mikroplastik pada sampel kerang 3.3



Mikroplastik pada sampel kerang 3.4



Mikroplastik pada sampel kerang 3.5



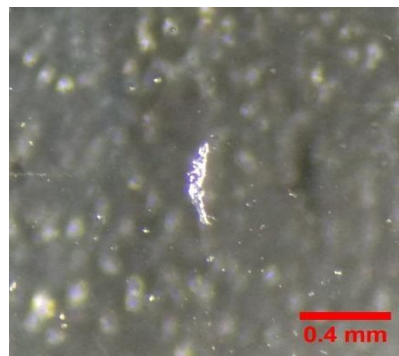
Mikroplastik pada sampel kerang 4.2



Mikroplastik pada sampel kerang 4.3




Mikroplastik pada sampel kerang 4.4



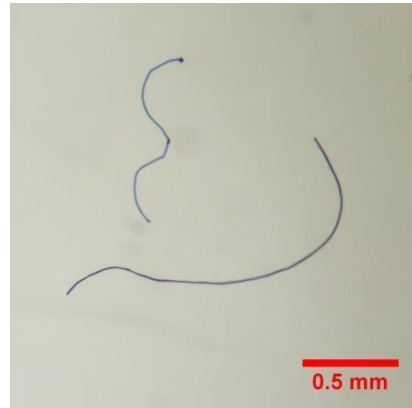
Mikroplastik pada sampel kerang 4.5



Mikroplastik pada sampel kerang 5.1



Mikroplastik pada sampel kerang 5.2



Mikroplastik pada sampel kerang 5.3

**Lampiran
Dokumentasi Kegiatan**



Proses wawancara dan edukasi responden



Pengambilan sampel kerang darah (*Anadara Granosa*)



Preparasi sampel kerang darah (*Anadara Granosa*)



Penimbangan berat sampel kerang darah (*Anadara Granosa*)



Pelabelan wadah sampel kerang darah (*Anadara Granosa*)



Proses identifikasi mikroplastik

RIWAYAT HIDUP



NURUL FAJRIAH Lahir pada tanggal 01 Juli 1998 di Kota Makassar Provinsi Sulawesi Selatan. Anak ke 1 dari 3 bersaudara dari pasangan Sudarman dan Sitti Fatimah. Menempuh pendidikan dasar SDN Inpres Daya Kota Makassar tahun 2012, Sekolah Menengah Pertama di SMPN 25 Makassar tahun 2014, Sekolah Menengah Atas di MAN3 Makassar dengan mengambil jurusan IPA dan selesai pada tahun 2016 dan pada tahun 2020 meraih gelar Diploma 4 di Prodi Kesehatan Lingkungan Fakultas Kesehatan Lingkungan Politeknik Kesehatan Kementerian Kesehatan Makassar. Setelah berhasil meraih gelar Diploma 4 dengan dukungan dan motivasi dari kedua orangtua penulis lalu melanjutkan Magister di tahun yang sama di Universitas Hasanuddin pada jurusan Kesehatan Lingkungan Fakultas Kesehatan Masyarakat dan selesai pada tahun 2023.

Berkat petunjuk dan pertolongan Allah SWT, usaha dan disertai dengan doa dan Kedua Orangtua dalam menjalani aktivitas akademik di perguruan tinggi Universitas Hasanuddin Makassar. Alhamdulillah, penulis dapat menyelesaikan tugas akhir dengan tesis yang berjudul “ Analisis Risiko Paparan Mikroplastik (Polyethylene) pada Kerang Darah (*Anadara Granosa*) yang dikonsumsi oleh Masyarakat Desa Pao Kecamatan Tarowang Kabupaten Jeneponto Provinsi Sulawesi Selatan.