

DAFTAR PUSTAKA

- Adeyemi-bello, Tope. 2001. "Validating Rotter's (1966) Locus of Control Scale with a Sample of Not-for-Profit Leaders." 24(6): 25–34.
- Agustina, Titien, Wida Gerhana, and Sulaiman Sulaiman. 2020. "The Effect of Locus of Control , Learning , and Adversity Quotient Towards Micro Business Success." *Journal of Wetlands Environmental Management* 8(1): 21–32.
- Agustini Dyah Respati¹, Singgih Santoso² ^{1, 2}, Universitas Kristen Duta Wacana Yogyakarta, Indonesia, and ²singgih@staff.ukdw.ac.id email: ¹ agustini@staff.ukdw.ac.id. 2021. "Pengaruh Pemahaman Kewirausahaan Dan Penerapan Teori Planned Behavior Terhadap Minat Berwirausaha." 6.
- Ajzen, Icek. 2020. "The Theory of Planned Behavior: Frequently Asked Questions." *Human Behavior and Emerging Technologies* 2(4): 314–24.
- Ayala, Juan Carlos, and Guadalupe Manzano. 2014. "The Resilience of the Entrepreneur. Influence on the Success of the Business. A Longitudinal Analysis." *Journal of Economic Psychology* 42(September): 126–35.
- Baard, Samantha K., Tara A. Rench, and Steve W.J. Kozlowski. 2014. 40 *Journal of Management Performance Adaptation: A Theoretical Integration and Review*.
- Balhara, Shruti, and Ajmer Singh. 2015. "Women Entrepreneurship: A Big Motivation." *Business and Economic Research* 5(2): 207.
- Bandura, Albert. 1993. "Perceived Self-Efficacy InCognitive Development and Functioning." *Educational Psychologist* 28(2): 117–48.
- Beukman, T. L. 2005. "Locus of Control: To Lead or to Be Led." *The effect of selected variables on leadership behaviour within the framework of a transformational organisation paradigm*: 81–102.
- Bradley, Rachel L., Blaine L. Browne, and Heather M. Kelley. 2019. "EXAMINING THE INFLUENCE OF SELF-EFFICACY AND SELF-REGULATION IN ONLINE LEARNING." 51(March). <http://www.socialinnovationtoolkit.com/home.html>.
- Buttner, E. Holly. 2013. . " 'Female Entrepreneurs: How Far Have They Come?' *Business Horizons*. 36(2), 59-65." : 1–19.

- Campbell Quick, James et al. 2010. "Positive Organizational Behavior At Work." *International Review of Industrial and Organizational Psychology* 2010 25: 253–91.
- Çetin, Fatih, and Duysal Aşkun. 2018. "The Effect of Occupational Self-Efficacy on Work Performance through Intrinsic Work Motivation." *Management Research Review* 41(2): 186–201.
- Chairul hakim, Komarudin. 2020. "Self Efficacy, Locus Of Control Dan Kompetensi Serta Pengaruhnya Kepada Kinerja (Studi Kasus Pengusaha UMKM Di Kecamatan Darmaraja, Sumedang Barat)." *Jurnal Computech & Bisnis* 14(1): 52–57.
- Chatterjee, Namrata, Niladri Das, and Nishit Kumar Srivastava. 2019. "A Structural Model Assessing Key Factors Affecting Women's Entrepreneurial Success: Evidence from India." *Journal of Entrepreneurship in Emerging Economies* 11(1): 122–51.
- Coromina, Lluís. 2014. "Introduction to Structural Equation Modeling with Amos." *University of Girona, Spain* (October).
- Covin, Jeffrey G., and G. T. Lumpkin. 2011. "Entrepreneurial Orientation Theory and Research: Reflections on a Needed Construct." *Entrepreneurship: Theory and Practice* 35(5): 855–72.
- Dwia, Tina Aries, Sutinah, and Seniwati. 2021. *Strategi Pemberdayaan Perempuan Di Sulawesi Selatan*. Cetakan 1. Unhas Press.
- Etuknwa, Abasiama, Nagmeldin Karamalla-Gaiballa, and Chioma Onoshakpor. 2020. "Strategic Flexibility and Organizational Resilience of Women Entrepreneurs in Africa during the Covid-19 Pandemic." *Pressacademia* 7(4): 277–87.
- Farrukh, Muhammad et al. 2018. "Entrepreneurial Intentions, The Role of Personality Traits in Perspective of Theory of Planned Behaviour." *Asia Pacific Journal of Innovation and Entrepreneurship* 12(3): 399–414.
- Fauziah, Fenty, and Azhar Latief. 2021. "Faktor Kesuksesan Pengusaha UMKM Wanita Muslim Pengguna Kanal Digital." *Al-tijary* 6(2): 129–40. <http://electra.lmu.edu:2048/login?url=https://search.ebscohost.com/login.aspx?direct=true&db=edsdoj&AN=edsdoj.53f4951a60514f7f86e1db6421b0e7c6&site=eds-live&scope=site>.
- Flammer, August. 2015. "Self-Efficacy." *International Encyclopedia of the Social & Behavioral Sciences: Second Edition* 4(1994): 504–8.

- Foss, Nicolai J., and Tina Saebi. 2017. "Fifteen Years of Research on Business Model Innovation: How Far Have We Come, and Where Should We Go?" *Journal of Management* 43(1): 200–227.
- Franke, George R, and Jeong-eun Park. 2006. "Salesperson Adaptive Selling Behavior and Customer Orientation : A Meta-Analysis. *Journal of Marketing Research*, XLIII(November), 693–702. Alesperson Adaptive Selling Behavior and Customer Orientation : A Meta-Analysis." *Journal of Marketing Research* XLIII(November): 693–702.
- Garud, Raghu, Philipp Tuertscher, and Andrew H. Van De Ven. 2013. "Perspectives on Innovation Processes." *Academy of Management Annals* 7(1): 775–819.
- Griffin, Mark A., Andrew Neal, and Sharon K. Parker. 2007. "A New Model of Work Role Performance: Positive Behavior in Uncertain and Interdependent Contexts." *Academy of Management Journal* 50(2): 327–47.
- Gupta, Vishal K., Daniel B. Turban, and Ashish Pareek. 2013. "Differences Between Men and Women in Opportunity Evaluation as a Function of Gender Stereotypes and Stereotype Activation." *Entrepreneurship: Theory and Practice* 37(4): 771–88.
- Hamedoglu, Mehmet Ali, and Nihan Potas. 2012. "Organizational Narcissism Scale (ONS)." *Engineering Management Research* 1(2).
- Henndy Ginting. 2020. "Perubahan Perilaku Sebagai Respon Terhadap Wabah Covid-19." *Tulisan Edukasi HIMPSI di Masa Pandemi COVID-19 – Seri 14* Seri 14: 1–7. <https://himpsi.or.id/blog/materi-edukasi-covid-19-5/post/perubahan-perilaku-sebagai-respon-terhadap-wabah-covid-19-127>.
- Hidayat, Muhammad et al. 2020. "Factors Influencing Resilience of Micro Small and Medium Entrepreneur (MSME) during COVID 19 Outbreak in South Sulawesi Province Indonesia." *TEST Engineering & Management* 83(may-June 2020): 26 707-26721. <http://www.testmagzine.biz/index.php/testmagzine/article/view/12646>.
- Hidayatullah, Hidayatullah. 2019. "Peranan Adaptabilitas, Orientasi Kewirausahaan Dan Inovasi Dalam Meningkatkan Kinerja Usaha Mikro (Studi Pada Industri Kerajinan Rotan Di Kalimantan Selatan)." *At-Taradhi: Jurnal Studi Ekonomi* 10(1): 1.
- Huang, Jason L., and J. Kevin Ford. 2012. "Driving Locus of Control and Driving Behaviors: Inducing Change through Driver Training."

Transportation Research Part F: Traffic Psychology and Behaviour 15(3): 358–68. <http://dx.doi.org/10.1016/j.trf.2011.09.002>.

Huberta, Elsina, Nurdin Brasit, Muhammad Taba, and Muhammad Amar. 2017. "Moderation Of Local Culture QPela Gandongq On The Influence Of Personality Towards Organizational Citizenship Behavior And Employee Performance Moderation Of Local Culture QPela Gandongq On The Influence Of Personality Towards Organizational Citizenship B." 40(Icame): 252–69.

Idayanti and S Rejeki. 2018. "Development of Food Security Applying Women ' s Entrepreneurship in South Sulawesi."

Ilggen, D. R., and J. R. Hollenbeck. 1991. "The Structure of Work : Job Design and Roles." *Handbook of industrial and organizational psychology* 2(January 1991): 165–207.

International Finance Corporation. 2016. "UKM Yang Dimiliki Wanita Di Indonesia: Kesempatan Emas Untuk Institusi Keuangan Lokal." *International Finance Corporation*: 32–44.

Jones, Gareth R. 2013. Seventh Ed Pearson Education Limited *Organizational Theory, Design , and Change Global Edition*.

Judge, Timothy A. et al. 2007. "Self-Efficacy and Work-Related Performance: The Integral Role of Individual Differences." *Journal of Applied Psychology* 92(1): 107–27.

Kaberia, Salome K., and Stephen M. A. Muathe. 2020. "Effect of Covid-19 Pandemic on Performance of Women Owned Micro, Small and Medium Enterprises in Kenya." *International Journal of Social Science Studies* 9(1): 7.

Kalleberg, Arne L., and Kevin T. Leicht. 1991. "Gender and Organizational Performance: Determinants of Small Business Survival and Success." *Academy of Management Journal* 34(1): 136–61.

Kunaifi, Aang, and Fathiah Alatas. 2020. 53 *Prespektif Multidisipliner Dalam Pelaksanaan Adaptasi Kebiasaan Baru*.

Lazić, Milena, Olivera Jovanović, and Marija Lazarević-Moravčević. 2021. "Women's Entrepreneurship in the Wake of the Covid19 Crisis: The Case of Serbia." *Journal Women's Entrepreneurship and Education* 2021(1–2): 56–69.

Lee, Seongsin. 2007. "Vroom's Expectancy Theory and the Public Library

- Customer Motivation Model." *Library Review* 56(9): 788–96.
- Li, Yuan, Yi Liu, Mingfang Li, and Su Shongfeng. 2018. "Fast Adaptation, Strategic Flexibility and Entrepreneurial RolesLi, Yuan, Yi Liu, Mingfang Li Antai." *The Eletronic Library* 34(1): 1–5.
- Lodico, Marguerite G., Dean T. Spaulding, and Katherine H. Voegtle. 2010. *Methods in Educational Research: From Theory to Practice (Google EBook)*. <http://books.google.com/books?id=91t15L6HYDIC&pgis=1>.
- Lukiastuti, Fitri. 2012. "TERHADAP PENINGKATAN KINERJA UKM DENGAN KOMITMEN PERILAKU (Studi Empiris Pada Sentra UKM Batik Di Sragen , Jawa Tengah)." *jurnal Organisasi dan Manajemen* Volume 2 S: 155–75.
- Lyons, Paul, and Randall Bandura. 2019. "Self-Efficacy: Core of Employee Success." *Development and Learning in Organizations* 33(3): 9–12.
- Malasari, Azalila Noor. 2017. "Pengaruh Kemampuan Adaptasi Dan Perilaku Kerja Inovatif Pada Luaran Inovatif Dengan Dinamika Lingkungan Sebagai Variabel Moderasi."
- Manolova, Tatiana S., Candida G. Brush, Linda F. Edelman, and Amanda Elam. 2020. "Pivoting to Stay the Course: How Women Entrepreneurs Take Advantage of Opportunities Created by the COVID-19 Pandemic." *International Small Business Journal: Researching Entrepreneurship* 38(6): 481–91.
- McCarthy, John F., David J. O'Connell, and Douglas T. Hall. 2005. "Leading beyond Tragedy: The Balance of Personal Identity and Adaptability." *Leadership and Organization Development Journal* 26(6): 458–75.
- Mckay, Ruth. 2001. "Women Entrepreneurs: Moving beyond Family and Flexibility." *International Journal of Entrepreneurial Behaviour & Research* 7(4): 148–65.
- Muhammad Bagus Sukarno, Ratna Endang Widuatie. 2019. "PERAN IKATAN WANITA PENGUSAHA INDONESIA DI KABUPATEN JEMBER TAHUN 1993-2016." *ISTORIA, Maret 2019* Vol. 15, N: 101–18.
- Murphy, Stephanie L. 2016. "Individual Adaptability as a Predictor of Job Performance." *Dissertation Abstracts International Section A: Humanities and Social Sciences* 77(4-A(E)): No-Specified.

<http://ovidsp.ovid.com/ovidweb.cgi?T=JS&PAGE=reference&D=psyc13&NEWS=N&AN=2016-37856-006>.

Naami, Abdolzahra, Elham Behzadi, Hosseini Parisa, and Morteza Charkhabi. 2014a. "A Study on the Personality Aspects of Adaptive Performance among Governmental Hospitals Nurses: A Conceptual Model." *Procedia - Social and Behavioral Sciences* 159: 359–64. <http://dx.doi.org/10.1016/j.sbspro.2014.12.388>.

———. 2014b. "A Study on the Personality Aspects of Adaptive Performance among Governmental Hospitals Nurses: A Conceptual Model." *Procedia - Social and Behavioral Sciences* 159(December): 359–64.

Nainggolan, Romauli. 2016. "Gender, Tingkat Pendidikan Dan Lama Usaha Sebagai Determinan Penghasilan Umkm Kota Surabaya." *Kinerja* 20(1): 1–12.

Nelondumatera, Aimatul Yumna & Selli. 2018. "Analisis Peran Leadership Style Pegusaha Wanita Dalam Meningkatkan Daya Hidup(AVIABILITY) KLUSTRER UMKM Di Sumatera Barat." 2(1).

Ngwabebhoh, Fahanwi Asabuwa et al. 2020. "Preparation and Characterization of Nonwoven Fibrous Biocomposites for Footwear Components." *Polymers* 12(12): 1–18.

Nuvriasari, Audita, Gumirlang Wicaksono, and Sumiyarsih Sumiyarsih. 2018. "Peran Orientasi Pasar, Orientasi Kewirausahaan Dan Strategi Bersaing Terhadap Peningkatan Kinerja Ukm." *EKUITAS (Jurnal Ekonomi dan Keuangan)* 19(2): 241–59.

Oktaviani, Andi Ririn. 2019. "Pengaruh Kecerdasan , Locus of Control, Dan Gaya Kepemimpinan Terhadap Kompetensi Dan Kinerja Karyawan Semen BUMN Di Indonesia." : 1–243.

P.Hendra, S. Winna, S. Prayetno. 2021. "Pengaruh Etos Kerja Dan Kemandirian Terhadap Kompetensi Pengusaha Umkm Serta Dampaknya Terhadap Ketahanan Umkm Pada Masa Pandemi Di Kota Bekasi." 2(6): 1873–96.

Paulus Wardoyo, Endang Rusdianti, Sri Purwantini. 2015. "Pengaruh Orientasi Kewirausahaan Terhadap Strategi Usaha Dan Kinerja Bisnis UMKM Di Desa Ujung-Ujung , Kec. Pabelan, Kab. Semarang." *JOURNAL & PROCEEDING FEB UNSOED* 5(1)(1983): 1–19.

Popović-Pantić, Sanja, Dušica Semencenko, and Nikola Vasilić. 2020.

“Women Entrepreneurship in the Time of COVID-19 Pandemic: The Case of Serbia.” *Journal Women’s Entrepreneurship and Education* 2020(3–4): 23–40.

Portuguez Castro, May, and Marcela Georgina Gómez Zermeño. 2020a. “Being an Entrepreneur Post-COVID-19 – Resilience in Times of Crisis: A Systematic Literature Review.” *Journal of Entrepreneurship in Emerging Economies*.

———. 2020b. “Being an Entrepreneur Post-COVID-19 – Resilience in Times of Crisis: A Systematic Literature Review.” *Journal of Entrepreneurship in Emerging Economies*: 1–24.

Prakarsa. 2020. “The Impact Of Covid-19 On Women-Led MSMEs.” (November): 2–5.

Pulakos, Elaine D., Rose Mueller Hanson, Sharon Arad, and Neta Moye. 2015. “Performance Management Can Be Fixed: An on-the-Job Experiential Learning Approach for Complex Behavior Change.” *Industrial and Organizational Psychology* 8(1): 51–76.

Qui, Yun, and James D.T. Tannock. 2010. “Dissemination and Adoption of Quality Management in China: Case Studies of Shanghai Manufacturing Industries.” *International Journal of Quality and Reliability Management* 27(9): 1067–81.

Rahmi, and Hidayati. 2019. “Efektivitas Pelatihan Keterampilan Dalam Menumbuhkan Minat Wirausaha Wanita Melalui Motivasi Diri Berwirausaha.” *JMK (Jurnal Manajemen dan Kewirausahaan)* 4(1): 1.

Respatiningsih, Hesti et al. 2020. “Kemampuan Adaptasi Umkm Di Era Revolusi Industri 4 . 0 the Ability To Adapt Sme S in the Era of the Industrial.” 16(2): 99–113.

Robbins, Stephen P., and Timothy A. Judge. 2013. *Organizational Behavior*.

Rotter, Julian B. 1990. “Internal versus External Control of Reinforcement: A Case History of a Variable.” *American Psychologist* 45(4): 489–93.

Sari, Meci Nilam, Muhamad Rizal, and Margo Purnomo. 2017. “Business Performance of Women Entrepreneurs in Iwapi City Bandung.” *Ijmas* 4(June): 20–25.

Sasakawa Peace Foundation, Asia Women Impact Fund, and Dalberg. 2019. “A Gender-Inclusive Southeast Asia through Entrepreneurship.” <https://www.spf.org/global-data/user53/G50report1.pdf>.

- Schindehutte, Minet, and Michael H. Morris. 2001. "Understanding Strategic Adaptation in Small Firms." 7(3): 84–107.
- Seet, Pi Shen, Noel Lindsay, and Fredric Kropp. 2020. "Understanding Early-Stage Firm Performance: The Explanatory Role of Individual and Firm Level Factors." *International Journal of Manpower*.
- Sekaran, Uma, and Roger Bougie. 2009. "Research Method for Business Textbook: A Skill Building Approach." *John Wiley & Sons Ltd.*: 1–420.
- Sine, Wesley D., Hitoshi Mitsuhashi, and David A. Kirsch. 2006. "Revisiting Burns and Stalker: Formal Structure and New Venture Performance in Emerging Economic Sectors." *Academy of Management Journal* 49(1): 121–32.
- Sultan, Suhail, and Wasim I.M. Sultan. 2020. "Women MSMEs in Times of Crisis: Challenges and Opportunities." *Journal of Small Business and Enterprise Development* 27(7): 1069–83.
- Sumantri, Ujang, and Dwi Gemina. 2015. "Pengaruh Faktor Kepribadian Individual, Self-Efficacy Serta Locus of Control Terhadap Kinerja Usaha Mikro Kecil Dan Menengah Di Kecamatan Caringin Kabupaten Bogor." *Jurnal Visionida* 1(2): 15–30.
- Sumiyati. 2005. "Pengaruh Motivasi Dan Kemampuan Kerja Terhadap Kinerja Pegawai." *MANA/ERIAL* Vol. 4, No(luli 2005 :): luli 2005 :
- Supartha, Wayan gede, and Desak Ketut Sintaasih. 2017. *Universitaa Udayana Pengantar Perilaku Organisasi; Teori, Kasus Dan Aplikasi Penelitian*.
https://simdos.unud.ac.id/uploads/file_pendidikan_1_dir/b9ca64feeb1d962d5d06f51ea4d7577b.pdf.
- Suprayogi, Toteng Temy. 2017. "Locus of Control Dan Kinerja Karyawan: Uji Komparasi." *Jurnal Riset Manajemen dan Bisnis (JRMB) Fakultas Ekonomi UNIAT* 2(2): 131–38.
- Supriyono, R.A. 2008. "Pengaruh Usia, Keinginan Sosial, Kecukupan Anggaran, Dan Partisipasi Penganggaran Terhadap Kinerja Manajer Di Indonesia." *Journal of Indonesian Economy and Business* 21(1): 59–74.
- Susilo, Raharjo Toto. 2014. "Pengaruh Kemampuan Adaptasi Dan Keunggulan SDM Pada Kinerja Proses Untuk Meningkatkan Kinerja Kualitas Produk Pada Usaha Kecil Dan Menengah Di Jawa Tengah." *jp febUNSOED* 4,NO.1: 34–47.

Suyuthi, Nurmadhani Fitri. 2019. "Dukungan Sosial Terhadap Kinerja Usaha Iwapi Provinsi Sulawesi Selatan." 1(0411): 35–44.

Thompson, Neil, Kip Kiefer, and Jeffrey G. York. 2011. "Distinctions Not Dichotomies: Exploring Social, Sustainable, and Environmental Entrepreneurship." 7540(January): 201–29.

Tim Kebijakan Peningkatan Kapasitas Ekonomi Sekretariat Indonesia & Lembaga Demografi Fakultas Ekonomi dan Bisnis Universitas Indonesia. 2020. *Pemetaan Program Pemberdayaan Usaha Mikro, Kecil, Dan Menengah (UMKM)*.

Undang-Undang Republik Indonesia Nomor 20 Tahun. 2008. "Undang-Undang Republik Indonesia Nomor 20 Tahun 2008." (1).

Viswesvaran, Chockalingam, and Deniz S. Ones. 2000. "Perspectives on Models of Job Performance." *International Journal of Selection and Assessment* 8(4): 216–26.

Wall, Toby D., John L. Cordery, and Chris W. Clegg. 2002. "Empowerment, Performance, and Operational Uncertainty: A Theoretical Integration." *Applied Psychology* 51(1): 146–69.

Wen, Xi Chan et al. 2017. "Self-Efficacy and Work Engagement: Test of a Chain Model." *International Journal of Manpower*. <https://doi.org/10.1108/IJM-11-2015-0189>.

Wilantara, Rio. F, and Ruly Indrawan. 2016. "Strategi Dan Kebijakan Pengembangan UMKM." *Serambinews.com*: 1–217.

Wu, Chia Huei, Amy Wei Tian, Aleksandra Luksyte, and Christiane Spitzmueller. 2017. "On the Association between Perceived Overqualification and Adaptive Behavior." *Personnel Review* 46(2): 339–54.

<https://idcloudhost.com/pengertian-umkm-menurut-undang-undang-kriteriadanciririumkm/#:~:text=Menurut%20M.,dan%20milik%20warga%20negara%20Indonesia>.

<https://www.dictio.id/t/apa-yang-dimaksud-dengan-teori-kontingensi-atau-contingency-theory/117075>

<https://www.kajianpustaka.com/2020/02/pengukuran-kinerja-pengertian-tujuan-syarat-model-dan-proses.html>

<https://hbr.org/1992/01/the-balanced-scorecard-measures-that-drive-performance-2>

https://en.wikipedia.org/wiki/Adaptive_performance

<https://greatdayhr.com/id/blog/balance-scorecard/>

<https://bbs.binus.ac.id/gbm/2017/07/07/teori-yang-biasa-digunakan-untuk-mengukur-perilaku-konsumen-theory-of-planned-behavior>

https://en.wikipedia.org/wiki/Locus_of_control

<https://www.kajianpustaka.com/2020/02/pengukuran-kinerja-pengertian-tujuan-syarat-model-dan-proses.html>

<https://makassar.terkini.id/adaptasi-umkm-dari-tekanan-pandemi-covid-19/>
<https://makassar.sindonews.com/read/18527/710/3400-umkm-di-sulsel-jadi-korban-covid-19-umumnya-di-sektor-kuliner-1588691139>

<https://www.kompasiana.com/cacha/54f7182aa33311ab1d8b4836/mengenal-teori-rotter-dan-mischel>

<https://www.ncbi.nlm.nih.gov/pmc/articles/PMC7909498/>

<https://people.umass.edu/aizen/tpb.diag.html>

LAMPIRAN 1

KUESIONER PENELITIAN



KUESIONER PENELITIAN

**EFIKASI DIRI, LOCUS OF CONTROL, ORIENTASI WIRAUSAHA,
DIMEDIASI KEMAMPUAN ADAPTASI TERHADAP KINERJA
PEREMPUAN WIRAUSAHA UMKM
(Studi pada Kinerja Perempuan Wirausaha UMKM IWAPI Propinsi Sulawesi
Selatan)**

Kepada Yth:

Ibu/Sdri Anggota IWAPI Sul-Sel

di-

Tempat

Dengan hormat,

Dalam rangka penyelesaian tugas akhir (penulisan disertasi) pada Program Pendidikan Doktor (S3), Program Studi Ilmu Ekonomi, Konsentrasi Manajemen, Universitas Hasanuddin Makassar, maka dengan segala kerendahan hati saya sangat menghargai tanggapan Ibu/Sdr(i) terhadap beberapa pernyataan yang tersedia dalam kuesioner ini mengenai “EFIKASI DIRI, LOCUS OF CONTROL, ORIENTASI WIRAUSAHA, DIMEDIASI KEMAMPUAN ADAPTASI TERHADAP KINERJA PEREMPUAN WIRAUSAHA UMKM (Studi pada Kinerja Perempuan Wirausaha UMKM IWAPI Propinsi Sulawesi Selatan) Pengumpulan data ini semata-mata hanya akan digunakan untuk maksud penyelesaian disertasi dan akan dijamin kerahasiaannya.

Kesediaan dan kerja sama yang Ibu/Sdr(i) berikan dalam bentuk informasi yang benar dan lengkap akan sangat mendukung keberhasilan penelitian ini. Selain itu, jawaban yang Ibu/Sdr(i) berikan juga akan merupakan masukan yang sangat berharga bagi saya.

Akhir kata saya mengucapkan terima kasih yang sebesar-besarnya atas bantuan dan kesediaan Ibu/Sdri yang telah meluangkan waktunya dalam pengisian kuesioner ini. Semoga usaha yang Ibu/ Sdri jalankan sukses selalu dan penuh berkah bagi banyak orang, Aamiin YRA

Hormat saya,

Andi Widiawati

KUESIONER PENELITIAN

A. IDENTITAS RESPONDEN

1. Nama :
2. Alamat :
3. Usia : Kurang 25Thn 25–35Thn 36–45 Thn
 46–55 Tahun Lebih 55 Tahun
4. Status Perkawinan : Belum Menikah Sudah Menikah
5. Pendidikan Terakhir : SD SMP SMA Diploma
 Sarjana S1 Sarjana S2 Sarjana S3

B. Identitas Usaha

6. Status Usaha : Milik Sendiri Warisan Keluarga
7. Jenis Usaha : Kuliner Fashion Kerajinan
8. Jumlah pekerja : 1-4 Orang 5-19 Orang 20-99 Orang
9. Lama Usaha : 3–5 Tahun 6–8 Tahun
 9–11 Tahun Lebih dari 12 Tahun
9. Kegiatan Usaha : Pekerjaan Utama Pekerjaan Sampingan
10. Jumlah kekayaan bersih perusahaan (tidak termasuk tanah dan bangunan tempat usaha)
 Kurang dari Rp 50 juta Rp 50 juta s/d 500 juta
 Rp. 500 juta s/d Rp 10 milyar Lebih dari Rp 10 milyar
11. Jumlah hasil penjualan per tahun
 Kurang dari Rp 300 juta
 Rp 300 juta s/d 2.5 milyar
 Rp 2.5 milyar s/d 50 milyar
 Lebih dari Rp 50 milyar

B. PETUNJUK PENGISIAN

Berilah tanda centang (√) pada skor/nilai yang sesuai dengan pendapat Saudari /Ibu pada tabel pernyataan yang tersedia. Adapun ketentuan skor/nilai jawaban yang tersedia untuk masing-masing pernyataan adalah sebagai berikut

Skor 1 : Sangat Tidak Setuju (STS)

Skor 2 : Tidak Setuju (TS)

Skor 3 : Biasa/Netral (N)

Skor 4 : Setuju (S)

Skor 5 : Sangat Setuju (SS)

Kuesioner Efikasi Diri

Keterangan :

1. STS = Sangat Tidak Setuju
2. TS = Tidak Setuju
3. N = Netral
4. S = Setuju
5. SS = Sangat Setuju

No	Pernyataan	STS	TS	N	S	SS
		1	2	3	4	5
Dimensi Magnitude (Tingkat Kesulitan Tugas)						
1.	Saya selalu yakin dapat mengatasi setiap kesulitan dalam tugas.	1	2	3	4	5
2.	Saya yakin dapat memilih tindakan yang tepat dalam menyelesaikan masalah dalam tugas yang sulit.	1	2	3	4	5
3.	Saya pantang menyerah dalam usaha menyelesaikan tugas sesulit apapun itu.	1	2	3	4	5
Dimensi Generality (Luasnya Keterampilan yang dimiliki)						
4.	Saya percaya diri dengan keterampilan yang saya miliki dapat menyelesaikan berbagai tugas.	1	2	3	4	5
5.	Saya yakin akan potensi yang saya punya untuk menyelesaikan semua tugas	1	2	3	4	5
6.	Saya yakin dengan terus belajar hal baru dapat membantu saya menyelesaikan tugas pada berbagai situasi	1	2	3	4	5
Dimensi Strength (Derajat keyakinan atau pengharapan)						
7.	Saya sangat yakin kerja keras disertai keuletan akan memberikan hasil yang memuaskan.	1	2	3	4	5
8.	Saya yakin usaha yang saya jalankan tetap berjalan dalam kondisi yang sulit seperti saat ini akibat covid.	1	2	3	4	5
9.	Saya yakin dapat mencapai kesuksesan seperti wirausaha sukses lainnya.	1	2	3	4	5

Kuesioner Lokus kendali

Keterangan :

1. STS = Sangat Tidak Setuju
2. TS = Tidak Setuju
3. N = Netral
4. S = Setuju
5. SS = Sangat Setuju

No	Pernyataan	STS	TS	N	S	SS
		1	2	3	4	5
Lokus of Control Internal						
1.	Segala keberhasilan yang saya capai adalah hasil kerja keras saya sendiri	1	2	3	4	5
2.	Saya menjadi pimpinan karena kemampuan sendiri.	1	2	3	4	5
3.	Saya tidak tergantung pada faktor luar untuk mengontrol usaha	1	2	3	4	5
External locus of Control						
4.	Kegagalan yang saya alami karena ketidakmujuran.	1	2	3	4	5
5.	Kejadian yang saya alami dalam hidup ditentukan oleh orang yang berkuasa.	1	2	3	4	5
6.	Kesuksesan saya karena faktor nasib	1	2	3	4	5



Kuesioner Orientasi Wirausaha

Keterangan :

1. STS = Sangat Tidak Setuju
2. TS = Tidak Setuju
3. N = Netral
4. S = Setuju
5. SS = Sangat Setuju

No	Pernyataan	STS	TS	N	S	SS
		1	2	3	4	5
Dimensi Berani Mengambil Resiko						
1	Saya dapat mengukur risiko dari keputusan besar yang saya ambil	1	2	3	4	5
2	Saya menggunakan setiap peluang bisnis untuk mencapai hasil yang lebih besar	1	2	3	4	5
3	Saya memiliki keberanian untuk melakukan berbagai terobosan baru.	1	2	3	4	5
Dimensi Inovasi						
4.	Saya menciptakan nilai pelanggan melalui layanan penjualan online	1	2	3	4	5
5.	Saya selalu mengembangkan desain produk baru yang unik .	1	2	3	4	5
6.	Saya senantiasa mengembangkan cara baru yang efisien dalam membuat produk.	1	2	3	4	5
Dimensi Proaktif						
7.	Saya memasuki pasar baru untuk menguasai pasar	1	2	3	4	5
8.	Saya memperkenalkan produk baru lebih cepat dari pesaing	1	2	3	4	5
9..	Saya aktif mengantisipasi perubahan permintaan produk .	1	2	3	4	5
Dimensi Agresivitas Persaingan						
10.	Saya menarik minat beli konsumen dengan melakukan promosi produk yang agresif.	1	2	3	4	5
11.	Saya mempertahankan posisi dalam persaingan pasar dengan tetap menjaga kualitas lebih tinggi dibanding pesaing.	1	2	3	4	5
12.	Saya mendominasi pesaing dengan memperkenalkan layanan baru.	1	2	3	4	5
Dimensi Otonomi						
13.	Saya memberi kebebasan seorang individu maupun tim untuk terus melatih kreativitas yang mereka miliki.	1	2	3	4	5
14.	Saya menciptakan sebuah ide bisnis baru serta upaya untuk mencapainya.	1	2	3	4	5
15.	Saya memilih meninggalkan zona nyaman untuk mendorong pertumbuhan usaha lebih sukses lagi	1	2	3	4	5

Kuesioner Kemampuan Adaptasi

Keterangan :

1. STS = Sangat Tidak Setuju
2. TS = Tidak Setuju
3. N = Netral
4. S = Setuju
5. SS = Sangat Setuju

No	Pernyataan	STS	TS	N	S	SS
		1	2	3	4	5
1	Saya mampu menyelesaikan masalah secara kreatif.	1	2	3	4	5
2	Saya mampu bekerja dalam ketidakpastian situasi kerja yang tidak bisa diprediksi	1	2	3	4	5
3	Saya mampu menguasai teknologi informasi untuk pemecahan masalah	1	2	3	4	5
4	Saya mampu beradaptasi dengan orang lain.	1	2	3	4	5
5	Saya mampu beradaptasi dengan budaya baru dalam bekerja	1	2	3	4	5
6	Saya mampu beradaptasi dengan pekerjaan yang bersifat fisik	1	2	3	4	5
7	Saya mampu menangani stres kerja	1	2	3	4	5
8	Saya mampu bereaksi dengan cepat dalam keadaan situasi krisis untuk mengubah kebutuhan sesuai kondisi.	1	2	3	4	5



Kuesioner Kinerja Wirausaha

Keterangan :

1. STS = Sangat Tidak Setuju
2. TS = Tidak Setuju
3. N = Netral
4. S = Setuju
5. SS = Sangat Setuju

No	Pernyataan	STS	TS	N	S	SS
		1	2	3	4	5
1.	Saya menyelesaikan sejumlah tugas sesuai target waktu tertentu	1	2	3	4	5
2.	Saya menjaga kualitas produk dengan memperhatikan ketelitian, ketepatan, kerapian, kelengkapan di dalam menangani tugas-tugas sesuai prosedur kerja (SOP),	1	2	3	4	5
3.	Saya memiliki etos kerja yang tinggi untuk menyelesaikan pekerjaan secara mandiri dengan cepat tanpa tergantung orang lain.	1	2	3	4	5
4.	Saya menilai kemampuan karyawan yang dapat dipercaya disertai komitmen penuh melalui capaian target serta kualitas kerjanya.	1	2	3	4	5
5.	Saya memiliki inisiatif yang tinggi disertai tanggung jawab yang besar untuk mewujudkannya.	1	2	3	4	5
6.	Saya bekerja sama dengan orang lain kapan dimanapun sesuai perjanjian yang disepakati bersama.	1	2	3	4	5
7.	Saya dengan senang hati bekerja lembur saat diperlukan untuk menyelesaikan tugas	1	2	3	4	5

LAMPIRAN 2

DESKRIPSI VARIABEL



Statistics

		X1.1	X1.2	X1.3	X1.4	X1.5	X1.6	X1.7	X1.8	X1.9
N	Valid	159	159	159	159	159	159	159	159	159
	Missing	0	0	0	0	0	0	0	0	0
Mean		4.25	4.09	4.06	4.16	4.12	4.36	4.47	3.82	4.41

X1.1

		Frequency	Percent	Valid Percent	Cumulative Percent
Valid	3	14	8.8	8.8	8.8
	4	92	57.9	57.9	66.7
	5	53	33.3	33.3	100.0
	Total	159	100.0	100.0	

X1.2

		Frequency	Percent	Valid Percent	Cumulative Percent
Valid	2	1	.6	.6	.6
	3	9	5.7	5.7	6.3
	4	123	77.4	77.4	83.6
	5	26	16.4	16.4	100.0
	Total	159	100.0	100.0	

X1.3

		Frequency	Percent	Valid Percent	Cumulative Percent
Valid	3	17	10.7	10.7	10.7
	4	115	72.3	72.3	83.0
	5	27	17.0	17.0	100.0
	Total	159	100.0	100.0	

X1.4

		Frequency	Percent	Valid Percent	Cumulative Percent
Valid	3	12	7.5	7.5	7.5
	4	110	69.2	69.2	76.7
	5	37	23.3	23.3	100.0
	Total	159	100.0	100.0	

X1.5

		Frequency	Percent	Valid Percent	Cumulative Percent
Valid	3	10	6.3	6.3	6.3
	4	120	75.5	75.5	81.8
	5	29	18.2	18.2	100.0
	Total	159	100.0	100.0	

X1.6

		Frequency	Percent	Valid Percent	Cumulative Percent
Valid	3	1	.6	.6	.6
	4	99	62.3	62.3	62.9
	5	59	37.1	37.1	100.0
	Total	159	100.0	100.0	

X1.7

		Frequency	Percent	Valid Percent	Cumulative Percent
Valid	3	1	.6	.6	.6
	4	83	52.2	52.2	52.8
	5	75	47.2	47.2	100.0
	Total	159	100.0	100.0	

X1.8

		Frequency	Percent	Valid Percent	Cumulative Percent
Valid	1	1	.6	.6	.6
	2	2	1.3	1.3	1.9
	3	40	25.2	25.2	27.0
	4	97	61.0	61.0	88.1
	5	19	11.9	11.9	100.0
	Total	159	100.0	100.0	

X1.9

		Frequency	Percent	Valid Percent	Cumulative Percent
Valid	3	4	2.5	2.5	2.5
	4	86	54.1	54.1	56.6
	5	69	43.4	43.4	100.0
	Total	159	100.0	100.0	

Statistics

		X2.1	X2.2	X2.3	X2.4	X2.5	X2.6
N	Valid	159	159	159	159	159	159
	Missing	0	0	0	0	0	0
Mean		3.89	3.99	3.71	3.34	3.19	3.40

X2.1

		Frequency	Percent	Valid Percent	Cumulative Percent
Valid	1	4	2.5	2.5	2.5
	2	5	3.1	3.1	5.7
	3	26	16.4	16.4	22.0
	4	94	59.1	59.1	81.1
	5	30	18.9	18.9	100.0
	Total	159	100.0	100.0	

X2.2

		Frequency	Percent	Valid Percent	Cumulative Percent
Valid	1	3	1.9	1.9	1.9
	2	3	1.9	1.9	3.8
	3	14	8.8	8.8	12.6
	4	111	69.8	69.8	82.4
	5	28	17.6	17.6	100.0
	Total	159	100.0	100.0	

X2.3

		Frequency	Percent	Valid Percent	Cumulative Percent
Valid	1	1	.6	.6	.6
	2	10	6.3	6.3	6.9
	3	37	23.3	23.3	30.2
	4	97	61.0	61.0	91.2
	5	14	8.8	8.8	100.0
	Total	159	100.0	100.0	

X2.4

		Frequency	Percent	Valid Percent	Cumulative Percent
Valid	1	12	7.5	7.5	7.5
	2	22	13.8	13.8	21.4
	3	37	23.3	23.3	44.7
	4	76	47.8	47.8	92.5
	5	12	7.5	7.5	100.0
	Total	159	100.0	100.0	

X2.5

		Frequency	Percent	Valid Percent	Cumulative Percent
Valid	1	13	8.2	8.2	8.2
	2	18	11.3	11.3	19.5
	3	59	37.1	37.1	56.6
	4	63	39.6	39.6	96.2
	5	6	3.8	3.8	100.0
	Total	159	100.0	100.0	

X2.6

		Frequency	Percent	Valid Percent	Cumulative Percent
Valid	1	9	5.7	5.7	5.7
	2	18	11.3	11.3	17.0
	3	40	25.2	25.2	42.1
	4	84	52.8	52.8	95.0
	5	8	5.0	5.0	100.0

Total	159	100.0	100.0
-------	-----	-------	-------

Statistics

		X3.1	X3.2	X3.3	X3.4	X3.5	X3.6	X3.7	X3.8	X3.9	X3.10	X3.11	X3.12	X3.13	X3.14	X3.15
N	Valid	159	159	159	159	159	159	159	159	159	159	159	159	159	159	159
	Missing	0	0	0	0	0	0	0	0	0	0	0	0	0	0	0
Mean		3.91	4.19	3.98	4.29	4.10	4.14	3.84	3.95	4.14	4.10	4.10	3.91	4.04	4.26	4.05

X3.1

		Frequency	Percent	Valid Percent	Cumulative Percent
Valid	1	1	.6	.6	.6
	2	2	1.3	1.3	1.9
	3	26	16.4	16.4	18.2
	4	111	69.8	69.8	88.1
	5	19	11.9	11.9	100.0
Total		159	100.0	100.0	

X3.2

		Frequency	Percent	Valid Percent	Cumulative Percent
Valid	2	1	.6	.6	.6
	3	5	3.1	3.1	3.8
	4	115	72.3	72.3	76.1
	5	38	23.9	23.9	100.0
Total		159	100.0	100.0	

X3.3

		Frequency	Percent	Valid Percent	Cumulative Percent
Valid	1	1	.6	.6	.6
	2	1	.6	.6	1.3
	3	23	14.5	14.5	15.7
	4	109	68.6	68.6	84.3
	5	25	15.7	15.7	100.0
Total		159	100.0	100.0	

X3.4

		Frequency	Percent	Valid Percent	Cumulative Percent
Valid	3	11	6.9	6.9	6.9
	4	91	57.2	57.2	64.2
	5	57	35.8	35.8	100.0
	Total	159	100.0	100.0	

X3.5

		Frequency	Percent	Valid Percent	Cumulative Percent
Valid	3	13	8.2	8.2	8.2
	4	117	73.6	73.6	81.8
	5	29	18.2	18.2	100.0
	Total	159	100.0	100.0	

X3.6

		Frequency	Percent	Valid Percent	Cumulative Percent
Valid	3	12	7.5	7.5	7.5
	4	113	71.1	71.1	78.6
	5	34	21.4	21.4	100.0
	Total	159	100.0	100.0	

X3.7

		Frequency	Percent	Valid Percent	Cumulative Percent
Valid	2	5	3.1	3.1	3.1
	3	28	17.6	17.6	20.8
	4	113	71.1	71.1	91.8
	5	13	8.2	8.2	100.0
	Total	159	100.0	100.0	

X3.8

		Frequency	Percent	Valid Percent	Cumulative Percent
Valid	3	24	15.1	15.1	15.1
	4	119	74.8	74.8	89.9
	5	16	10.1	10.1	100.0

Total	159	100.0	100.0
-------	-----	-------	-------

X3.9

		Frequency	Percent	Valid Percent	Cumulative Percent
Valid	3	14	8.8	8.8	8.8
	4	108	67.9	67.9	76.7
	5	37	23.3	23.3	100.0
	Total	159	100.0	100.0	

X3.10

		Frequency	Percent	Valid Percent	Cumulative Percent
Valid	2	1	.6	.6	.6
	3	21	13.2	13.2	13.8
	4	98	61.6	61.6	75.5
	5	39	24.5	24.5	100.0
	Total	159	100.0	100.0	

X3.11

		Frequency	Percent	Valid Percent	Cumulative Percent
Valid	3	16	10.1	10.1	10.1
	4	111	69.8	69.8	79.9
	5	32	20.1	20.1	100.0
	Total	159	100.0	100.0	

X3.12

		Frequency	Percent	Valid Percent	Cumulative Percent
Valid	3	28	17.6	17.6	17.6
	4	118	74.2	74.2	91.8
	5	13	8.2	8.2	100.0
	Total	159	100.0	100.0	

X3.13

		Frequency	Percent	Valid Percent	Cumulative Percent
Valid	2	2	1.3	1.3	1.3

3	20	12.6	12.6	13.8
4	106	66.7	66.7	80.5
5	31	19.5	19.5	100.0
Total	159	100.0	100.0	

X3.14

		Frequency	Percent	Valid Percent	Cumulative Percent
Valid	3	7	4.4	4.4	4.4
	4	104	65.4	65.4	69.8
	5	48	30.2	30.2	100.0
	Total	159	100.0	100.0	

X3.15

		Frequency	Percent	Valid Percent	Cumulative Percent
Valid	3	20	12.6	12.6	12.6
	4	111	69.8	69.8	82.4
	5	28	17.6	17.6	100.0
	Total	159	100.0	100.0	

Statistics

		Y1.1	Y1.2	Y1.3	Y1.4	Y1.5	Y1.6	Y1.7	Y1.8
N	Valid	159	159	159	159	159	159	159	159
	Missing	0	0	0	0	0	0	0	0
Mean		4.09	3.65	3.94	4.31	4.10	3.97	3.89	3.89

Y1.1

		Frequency	Percent	Valid Percent	Cumulative Percent
Valid	2	1	.6	.6	.6
	3	15	9.4	9.4	10.1
	4	112	70.4	70.4	80.5
	5	31	19.5	19.5	100.0
	Total	159	100.0	100.0	

Y1.2

		Frequency	Percent	Valid Percent	Cumulative Percent
--	--	-----------	---------	---------------	--------------------

Valid	1	1	.6	.6	.6
	2	9	5.7	5.7	6.3
	3	45	28.3	28.3	34.6
	4	94	59.1	59.1	93.7
	5	10	6.3	6.3	100.0
	Total	159	100.0	100.0	

Y1.3

		Frequency	Percent	Valid Percent	Cumulative Percent
Valid	2	2	1.3	1.3	1.3
	3	24	15.1	15.1	16.4
	4	114	71.7	71.7	88.1
	5	19	11.9	11.9	100.0
	Total	159	100.0	100.0	

Y1.4

		Frequency	Percent	Valid Percent	Cumulative Percent
Valid	3	6	3.8	3.8	3.8
	4	97	61.0	61.0	64.8
	5	56	35.2	35.2	100.0
	Total	159	100.0	100.0	

Y1.5

		Frequency	Percent	Valid Percent	Cumulative Percent
Valid	2	1	.6	.6	.6
	3	18	11.3	11.3	11.9
	4	104	65.4	65.4	77.4
	5	36	22.6	22.6	100.0
	Total	159	100.0	100.0	

Y1.6

		Frequency	Percent	Valid Percent	Cumulative Percent
Valid	3	24	15.1	15.1	15.1

	4	116	73.0	73.0	88.1
	5	19	11.9	11.9	100.0
	Total	159	100.0	100.0	

Y1.7

		Frequency	Percent	Valid Percent	Cumulative Percent
Valid	2	1	.6	.6	.6
	3	35	22.0	22.0	22.6
	4	103	64.8	64.8	87.4
	5	20	12.6	12.6	100.0
	Total	159	100.0	100.0	

Y1.8

		Frequency	Percent	Valid Percent	Cumulative Percent
Valid	2	2	1.3	1.3	1.3
	3	27	17.0	17.0	18.2
	4	116	73.0	73.0	91.2
	5	14	8.8	8.8	100.0
	Total	159	100.0	100.0	

Statistics

		Y2.1	Y2.2	Y2.3	Y2.4	Y2.5	Y2.6	Y2.7
N	Valid	159	159	159	159	159	159	159
	Missing	0	0	0	0	0	0	0
Mean		4.27	4.23	4.00	4.19	4.23	4.28	4.16

Y2.1

		Frequency	Percent	Valid Percent	Cumulative Percent
Valid	3	5	3.1	3.1	3.1
	4	106	66.7	66.7	69.8
	5	48	30.2	30.2	100.0
	Total	159	100.0	100.0	

Y2.2

		Frequency	Percent	Valid Percent	Cumulative Percent
--	--	-----------	---------	---------------	--------------------

Valid	2	1	.6	.6	.6
	3	4	2.5	2.5	3.1
	4	112	70.4	70.4	73.6
	5	42	26.4	26.4	100.0
	Total	159	100.0	100.0	

Y2.3

		Frequency	Percent	Valid Percent	Cumulative Percent
Valid	2	4	2.5	2.5	2.5
	3	21	13.2	13.2	15.7
	4	105	66.0	66.0	81.8
	5	29	18.2	18.2	100.0
	Total	159	100.0	100.0	

Y2.4

		Frequency	Percent	Valid Percent	Cumulative Percent
Valid	2	1	.6	.6	.6
	3	9	5.7	5.7	6.3
	4	107	67.3	67.3	73.6
	5	42	26.4	26.4	100.0
	Total	159	100.0	100.0	

Y2.5

		Frequency	Percent	Valid Percent	Cumulative Percent
Valid	2	1	.6	.6	.6
	3	4	2.5	2.5	3.1
	4	111	69.8	69.8	73.0
	5	43	27.0	27.0	100.0
	Total	159	100.0	100.0	

Y2.6

		Frequency	Percent	Valid Percent	Cumulative Percent
Valid	3	3	1.9	1.9	1.9
	4	109	68.6	68.6	70.4
	5	47	29.6	29.6	100.0

Total	159	100.0	100.0
-------	-----	-------	-------

Y2.7

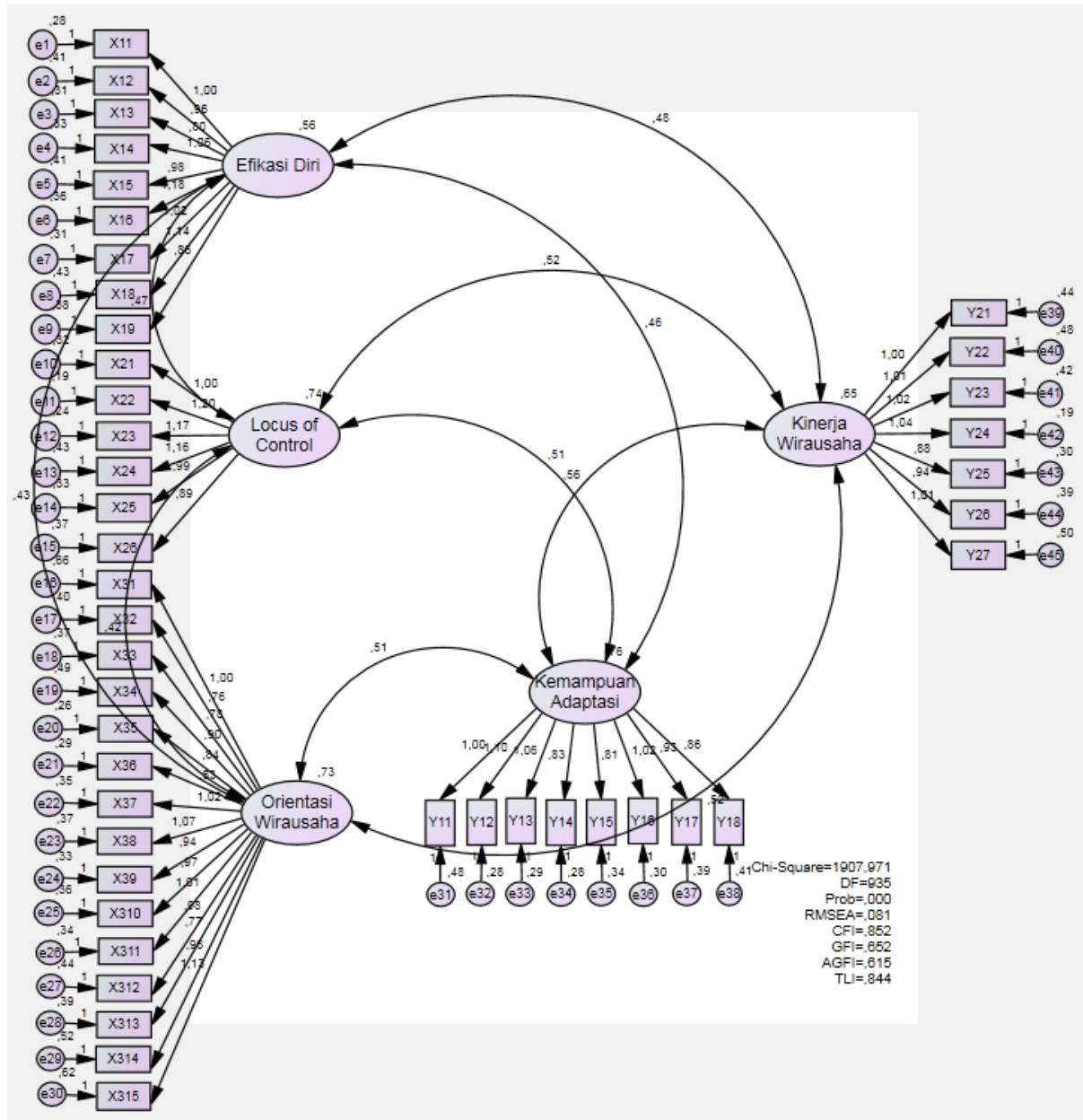
		Frequency	Percent	Valid Percent	Cumulative Percent
Valid	3	13	8.2	8.2	8.2
	4	107	67.3	67.3	75.5
	5	39	24.5	24.5	100.0
	Total	159	100.0	100.0	

LAMPIRAN TIGA
OUTPUT AMOS

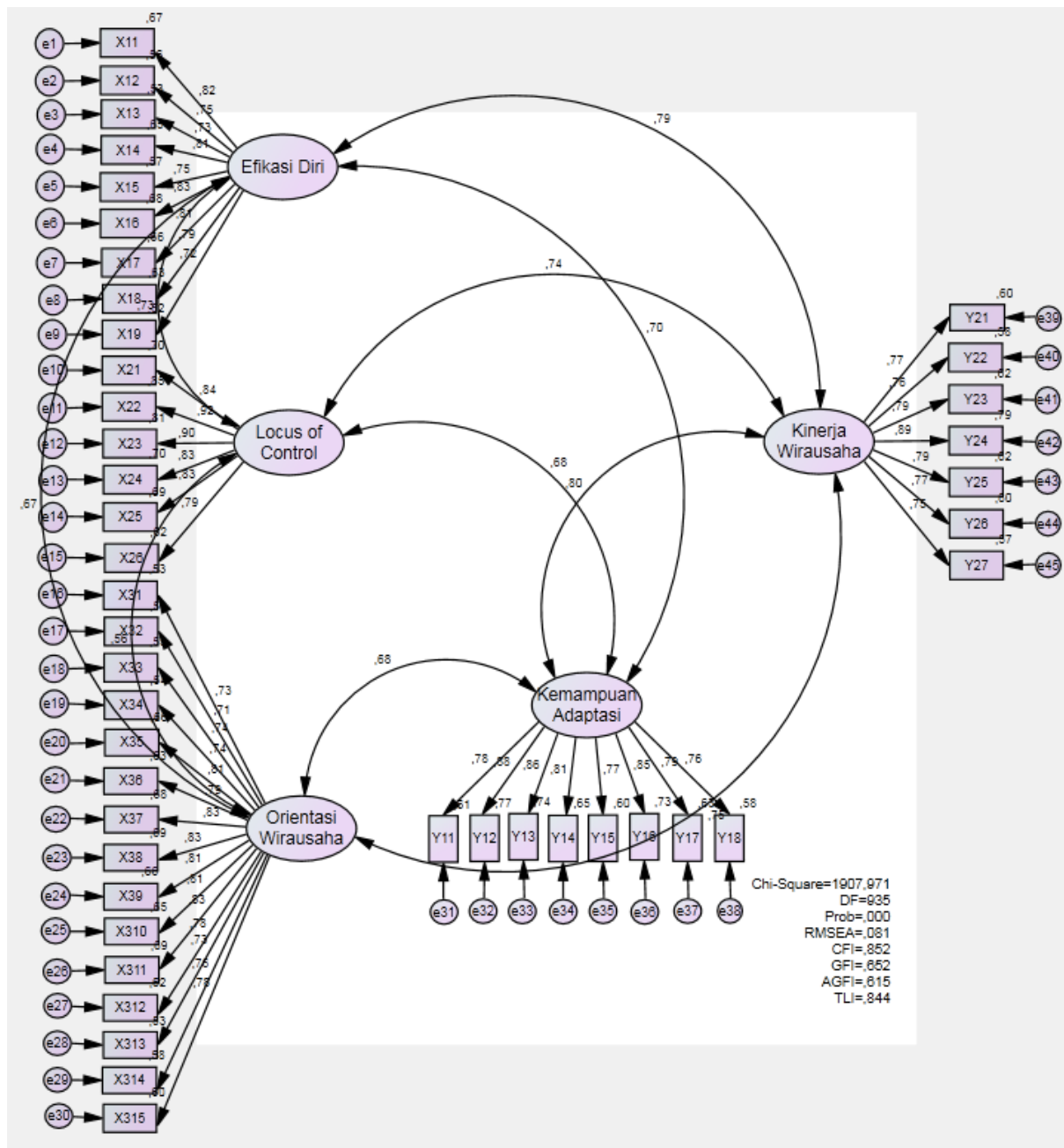


Model CFA 1

Unstandardized Estimates



Standardized Estimates



Assessment of normality (Group number 1)

Variable	min	max	skew	c.r.	kurtosis	c.r.
Y21	1,000	5,000	,036	,186	-,625	-1,615
Y27	1,000	5,000	-,224	-1,159	-,569	-1,468
Y26	1,000	5,000	,173	,895	-,254	-,655
Y25	1,000	5,000	,276	1,424	-,587	-1,517

Variable	min	max	skew	c.r.	kurtosis	c.r.
Y24	1,000	5,000	,167	,860	-,892	-2,303
Y22	1,000	5,000	,057	,293	-,358	-,923
Y18	1,000	5,000	-,138	-,711	-,616	-1,591
Y17	1,000	5,000	-,086	-,444	-,039	-,101
Y16	1,000	5,000	-,200	-1,031	-,079	-,204
Y15	1,000	5,000	-,104	-,535	-,372	-,961
Y14	1,000	5,000	-,283	-1,460	-,323	-,834
Y13	1,000	5,000	,065	,337	-,204	-,526
Y12	1,000	5,000	-,078	-,401	-,244	-,630
Y11	1,000	5,000	-,210	-1,085	-,731	-1,888
X35	1,000	5,000	-,179	-,924	-,684	-1,766
X36	1,000	5,000	,012	,064	-,607	-1,567
X37	1,000	5,000	,028	,144	-,538	-1,390
X38	1,000	5,000	-,252	-1,301	-,608	-1,570
X39	1,000	5,000	-,086	-,445	-,868	-2,241
X310	1,000	5,000	-,065	-,336	-,552	-1,426
X31	1,000	5,000	,147	,760	-,507	-1,308
X32	1,000	5,000	,226	1,168	-,325	-,839
X33	1,000	5,000	-,166	-,855	-,567	-1,464
X34	1,000	5,000	,028	,144	-,358	-,924
X315	1,000	5,000	-,245	-1,264	-,954	-2,464
X314	1,000	5,000	,062	,320	-,610	-1,574
X313	1,000	5,000	,135	,698	-,479	-1,236
X312	1,000	5,000	-,223	-1,151	-,476	-1,228
X311	1,000	5,000	,142	,735	-,675	-1,743
Y23	1,000	5,000	-,122	-,631	-,292	-,753
X11	1,000	5,000	,057	,295	-,695	-1,794
X12	1,000	5,000	,192	,991	-,083	-,215
X13	1,000	5,000	,170	,878	-,515	-1,328
X14	1,000	5,000	,312	1,610	-,560	-1,446
X15	1,000	5,000	-,139	-,718	,332	,858
X16	1,000	5,000	,236	1,221	-,604	-1,561
X17	1,000	5,000	-,223	-1,154	-,481	-1,242
X18	1,000	5,000	,226	1,166	-,555	-1,432
X19	1,000	5,000	,105	,540	,006	,016
X21	1,000	5,000	,130	,673	-,564	-1,455
X22	1,000	5,000	-,048	-,250	-,996	-2,572
X23	1,000	5,000	,030	,157	-,960	-2,478
X24	1,000	5,000	-,070	-,361	-,718	-1,854
X25	1,000	5,000	-,179	-,926	-,789	-2,036
X26	1,000	5,000	-,171	-,883	-,487	-1,258
Multivariate					40,657	3,954

Observations farthest from the centroid (Mahalanobis distance) (Group number 1)

Observation number	Mahalanobis d-squared	p1	p2
1	77,900	,002	,237
94	72,431	,006	,242
91	69,775	,010	,232
71	67,720	,016	,250
111	66,834	,019	,188
76	66,097	,022	,140
53	64,369	,030	,218
42	63,815	,034	,176
99	61,691	,050	,400
72	60,949	,057	,420
105	60,814	,058	,323
59	60,015	,066	,374
80	59,623	,071	,347
61	58,615	,084	,473
84	58,342	,088	,430
49	56,512	,117	,778
117	56,093	,124	,788
144	55,856	,129	,763
87	55,325	,139	,804
104	55,256	,141	,748
65	55,028	,145	,726
15	54,768	,151	,715
75	54,668	,153	,662
55	54,554	,156	,611
28	54,474	,157	,549
83	54,430	,158	,476
89	54,261	,162	,444
129	54,205	,163	,379
69	54,157	,165	,315
17	53,758	,174	,357
132	53,297	,185	,423
78	53,073	,191	,418
44	52,888	,196	,400
37	52,624	,203	,411
156	52,403	,209	,409
23	52,063	,218	,448
20	51,983	,220	,401
47	51,758	,227	,405
24	51,686	,229	,358
100	51,519	,234	,344
97	51,410	,237	,313
103	51,297	,241	,285

Observation number	Mahalanobis d-squared	p1	p2
109	51,073	,247	,292
88	50,941	,251	,272
137	50,885	,253	,231
110	50,868	,254	,185
26	50,716	,258	,175
51	50,676	,260	,142
63	50,602	,262	,119
39	50,049	,280	,202
30	49,929	,284	,186
34	49,741	,290	,187
96	49,680	,292	,159
32	49,666	,293	,124
154	49,408	,301	,141
81	49,373	,303	,113
90	49,310	,305	,094
18	49,053	,314	,108
82	48,599	,330	,169
74	48,421	,337	,172
134	48,332	,340	,154
50	48,235	,343	,138
54	48,106	,348	,131
43	48,027	,351	,114
92	47,650	,365	,161
68	46,991	,391	,314
6	46,932	,393	,280
36	46,873	,396	,247
85	46,855	,396	,205
48	46,742	,401	,192
86	46,154	,424	,337
64	45,811	,438	,413
19	45,572	,448	,449
56	45,324	,458	,489
10	45,230	,462	,466
140	45,020	,471	,492
127	44,829	,479	,510
98	44,655	,486	,521
70	44,241	,504	,633
35	44,108	,510	,627
145	44,031	,513	,598
142	43,679	,528	,681
151	43,583	,532	,662
2	43,441	,538	,661
114	43,288	,545	,664
12	43,079	,554	,689

Observation number	Mahalanobis d-squared	p1	p2
146	43,004	,557	,661
9	42,672	,571	,733
79	42,671	,571	,678
159	42,558	,576	,665
93	42,525	,577	,620
126	42,524	,577	,558
33	42,388	,583	,554
158	42,317	,586	,521
21	42,107	,595	,549
155	41,897	,604	,577
152	41,886	,605	,518
125	41,683	,613	,543
115	41,622	,616	,505
157	41,418	,624	,530

Scalar Estimates (Group number 1 - Default model)

Maximum Likelihood Estimates

Regression Weights: (Group number 1 - Default model)

	Estimate	S.E.	C.R.	P	Label
X11 <--- Efikasi_Diri	1,000				
X12 <--- Efikasi_Diri	,965	,089	10,794	***	par_1
X13 <--- Efikasi_Diri	,798	,076	10,482	***	par_2
X14 <--- Efikasi_Diri	1,058	,088	11,978	***	par_3
X15 <--- Efikasi_Diri	,979	,091	10,804	***	par_4
X22 <--- Locus_of_Control	1,197	,078	15,282	***	par_5
X23 <--- Locus_of_Control	1,171	,080	14,591	***	par_6
X34 <--- Orientasi_Wirusaha	,895	,095	9,458	***	par_7
X33 <--- Orientasi_Wirusaha	,783	,083	9,472	***	par_8
X32 <--- Orientasi_Wirusaha	,756	,083	9,120	***	par_9
X31 <--- Orientasi_Wirusaha	1,000				
X16 <--- Efikasi_Diri	1,175	,095	12,315	***	par_10
X21 <--- Locus_of_Control	1,000				
Y17 <--- Kemampuan_Adaptasi	,928	,084	11,115	***	par_11
Y16 <--- Kemampuan_Adaptasi	1,020	,085	12,044	***	par_12
Y18 <--- Kemampuan_Adaptasi	,859	,082	10,464	***	par_13
X24 <--- Locus_of_Control	1,158	,088	13,202	***	par_14
X25 <--- Locus_of_Control	,990	,076	13,021	***	par_15
Y23 <--- Kinerja_Wirusaha	1,021	,096	10,630	***	par_16
Y24 <--- Kinerja_Wirusaha	1,042	,084	12,367	***	par_17
Y25 <--- Kinerja_Wirusaha	,882	,083	10,684	***	par_18
Y26 <--- Kinerja_Wirusaha	,944	,091	10,360	***	par_19

	Estimate	S.E.	C.R.	P	Label
Y27 <--- Kinerja_Wirausaha	1,008	,099	10,138	***	par_20
Y22 <--- Kinerja_Wirausaha	1,009	,099	10,242	***	par_21
Y12 <--- Kemampuan_Adaptasi	1,103	,089	12,462	***	par_22
Y13 <--- Kemampuan_Adaptasi	1,057	,087	12,176	***	par_23
Y14 <--- Kemampuan_Adaptasi	,835	,074	11,290	***	par_24
Y15 <--- Kemampuan_Adaptasi	,814	,076	10,694	***	par_25
X17 <--- Efikasi_Diri	1,025	,087	11,836	***	par_26
X18 <--- Efikasi_Diri	1,140	,099	11,507	***	par_27
X19 <--- Efikasi_Diri	,860	,085	10,072	***	par_28
X26 <--- Locus_of_Control	,891	,075	11,938	***	par_29
X36 <--- Orientasi_Wirausaha	,827	,082	10,104	***	par_30
X35 <--- Orientasi_Wirausaha	,841	,081	10,321	***	par_31
X37 <--- Orientasi_Wirausaha	1,016	,097	10,470	***	par_32
X315 <--- Orientasi_Wirausaha	1,133	,114	9,915	***	par_33
X314 <--- Orientasi_Wirausaha	,981	,100	9,760	***	par_34
X313 <--- Orientasi_Wirausaha	,770	,084	9,186	***	par_35
X312 <--- Orientasi_Wirausaha	,976	,099	9,881	***	par_36
X311 <--- Orientasi_Wirausaha	1,014	,097	10,502	***	par_37
X310 <--- Orientasi_Wirausaha	,967	,094	10,259	***	par_38
X39 <--- Orientasi_Wirausaha	,940	,091	10,287	***	par_39
X38 <--- Orientasi_Wirausaha	1,070	,101	10,567	***	par_40
Y11 <--- Kemampuan_Adaptasi	1,000				
Y21 <--- Kinerja_Wirausaha	1,000				

Standardized Regression Weights: (Group number 1 - Default model)

	Estimate
X11 <--- Efikasi_Diri	,817
X12 <--- Efikasi_Diri	,749
X13 <--- Efikasi_Diri	,731
X14 <--- Efikasi_Diri	,808
X15 <--- Efikasi_Diri	,754
X22 <--- Locus_of_Control	,922
X23 <--- Locus_of_Control	,900
X34 <--- Orientasi_Wirausaha	,737
X33 <--- Orientasi_Wirausaha	,741
X32 <--- Orientasi_Wirausaha	,713
X31 <--- Orientasi_Wirausaha	,726
X16 <--- Efikasi_Diri	,827
X21 <--- Locus_of_Control	,837
Y17 <--- Kemampuan_Adaptasi	,793
Y16 <--- Kemampuan_Adaptasi	,852
Y18 <--- Kemampuan_Adaptasi	,761
X24 <--- Locus_of_Control	,835

	Estimate
X25 <--- Locus_of_Control	,829
Y23 <--- Kinerja_Wirusaha	,786
Y24 <--- Kinerja_Wirusaha	,887
Y25 <--- Kinerja_Wirusaha	,790
Y26 <--- Kinerja_Wirusaha	,772
Y27 <--- Kinerja_Wirusaha	,755
Y22 <--- Kinerja_Wirusaha	,762
Y12 <--- Kemampuan_Adaptasi	,876
Y13 <--- Kemampuan_Adaptasi	,862
Y14 <--- Kemampuan_Adaptasi	,808
Y15 <--- Kemampuan_Adaptasi	,774
X17 <--- Efikasi_Diri	,810
X18 <--- Efikasi_Diri	,795
X19 <--- Efikasi_Diri	,720
X26 <--- Locus_of_Control	,785
X36 <--- Orientasi_Wirusaha	,795
X35 <--- Orientasi_Wirusaha	,814
X37 <--- Orientasi_Wirusaha	,827
X315 <--- Orientasi_Wirusaha	,776
X314 <--- Orientasi_Wirusaha	,759
X313 <--- Orientasi_Wirusaha	,728
X312 <--- Orientasi_Wirusaha	,785
X311 <--- Orientasi_Wirusaha	,829
X310 <--- Orientasi_Wirusaha	,808
X39 <--- Orientasi_Wirusaha	,812
X38 <--- Orientasi_Wirusaha	,833
Y11 <--- Kemampuan_Adaptasi	,783
Y21 <--- Kinerja_Wirusaha	,774

Covariances: (Group number 1 - Default model)

	Estimate	S.E.	C.R.	P	Label
Efikasi_Diri <--> Locus_of_Control	,471	,075	6,314	***	par_41
Locus_of_Control <--> Orientasi_Wirusaha	,415	,079	5,247	***	par_42
Orientasi_Wirusaha <--> Kemampuan_Adaptasi	,511	,090	5,712	***	par_43
Kemampuan_Adaptasi <--> Kinerja_Wirusaha	,562	,091	6,191	***	par_44
Efikasi_Diri <--> Kinerja_Wirusaha	,477	,076	6,287	***	par_45
Locus_of_Control <--> Kinerja_Wirusaha	,516	,083	6,206	***	par_46
Orientasi_Wirusaha <--> Kinerja_Wirusaha	,516	,088	5,878	***	par_47
Locus_of_Control <--> Kemampuan_Adaptasi	,511	,086	5,950	***	par_48
Efikasi_Diri <--> Orientasi_Wirusaha	,428	,075	5,696	***	par_49
Efikasi_Diri <--> Kemampuan_Adaptasi	,461	,077	5,985	***	par_50

Correlations: (Group number 1 - Default model)

			Estimate
Efikasi_Diri	<-->	Locus_of_Control	,730
Locus_of_Control	<-->	Orientasi_Wirausaha	,564
Orientasi_Wirausaha	<-->	Kemampuan_Adaptasi	,683
Kemampuan_Adaptasi	<-->	Kinerja_Wirausaha	,796
Efikasi_Diri	<-->	Kinerja_Wirausaha	,788
Locus_of_Control	<-->	Kinerja_Wirausaha	,743
Orientasi_Wirausaha	<-->	Kinerja_Wirausaha	,747
Locus_of_Control	<-->	Kemampuan_Adaptasi	,680
Efikasi_Diri	<-->	Orientasi_Wirausaha	,668
Efikasi_Diri	<-->	Kemampuan_Adaptasi	,703

Variances: (Group number 1 - Default model)

	Estimate	S.E.	C.R.	P	Label
Efikasi_Diri	,561	,091	6,185	***	par_51
Locus_of_Control	,741	,115	6,442	***	par_52
Orientasi_Wirausaha	,732	,139	5,249	***	par_53
Kemampuan_Adaptasi	,765	,132	5,816	***	par_54
Kinerja_Wirausaha	,652	,115	5,696	***	par_55
eror15	,366	,046	7,914	***	par_56
eror14	,331	,044	7,559	***	par_57
eror13	,432	,057	7,599	***	par_58
eror12	,237	,038	6,203	***	par_59
eror11	,186	,034	5,529	***	par_60
eror10	,316	,041	7,714	***	par_61
eror9	,385	,047	8,221	***	par_62
eror8	,425	,054	7,876	***	par_63
eror7	,308	,040	7,673	***	par_64
eror6	,357	,047	7,675	***	par_65
eror5	,409	,050	8,166	***	par_66
eror4	,333	,042	7,833	***	par_67
eror3	,311	,038	8,208	***	par_68
eror2	,409	,050	8,170	***	par_69
eror1	,280	,036	7,737	***	par_70
eror41	,422	,053	7,960	***	par_71
eror26	,342	,042	8,066	***	par_72
eror27	,436	,053	8,296	***	par_73
eror28	,385	,045	8,516	***	par_74
eror29	,518	,062	8,391	***	par_75
eror30	,621	,074	8,353	***	par_76
eror19	,492	,058	8,453	***	par_77
eror18	,369	,044	8,437	***	par_78
eror17	,404	,048	8,494	***	par_79
eror16	,656	,078	8,440	***	par_80

	Estimate	S.E.	C.R.	P	Label
eror25	,364	,044	8,219	***	par_81
eror24	,335	,041	8,189	***	par_82
eror23	,369	,046	8,061	***	par_83
eror22	,349	,043	8,098	***	par_84
eror21	,293	,035	8,295	***	par_85
eror20	,264	,032	8,202	***	par_86
eror31	,484	,060	8,099	***	par_87
eror32	,282	,040	7,046	***	par_88
eror33	,294	,040	7,341	***	par_89
eror34	,284	,037	7,779	***	par_90
eror35	,339	,042	7,975	***	par_91
eror36	,301	,040	7,483	***	par_92
eror37	,389	,048	8,074	***	par_93
eror38	,409	,050	8,171	***	par_94
eror40	,481	,059	8,112	***	par_95
eror42	,191	,029	6,693	***	par_96
eror43	,305	,039	7,908	***	par_97
eror44	,393	,049	8,040	***	par_98
eror45	,500	,061	8,142	***	par_99
eror39	,438	,055	8,003	***	par_100

Squared Multiple Correlations: (Group number 1 - Default model)

	Estimate
Y21	,598
Y27	,570
Y26	,596
Y25	,625
Y24	,788
Y22	,580
Y18	,580
Y17	,629
Y16	,726
Y15	,599
Y14	,652
Y13	,744
Y12	,767
Y11	,612
X35	,662
X36	,631
X37	,684
X38	,694
X39	,659
X310	,653

	Estimate
X31	,527
X32	,509
X33	,549
X34	,544
X315	,602
X314	,576
X313	,530
X312	,616
X311	,688
Y23	,617
X11	,667
X12	,561
X13	,534
X14	,653
X15	,568
X16	,684
X17	,656
X18	,631
X19	,519
X21	,701
X22	,851
X23	,811
X24	,697
X25	,687
X26	,616

Modification Indices (Group number 1 - Default model)

Covariances: (Group number 1 - Default model)

	M.I.	Par Change
eror39 <--> Kinerja_Wirausaha	11,445	-,082
eror39 <--> Kemampuan_Adaptasi	14,997	,118
eror44 <--> eror39	4,831	-,079
eror43 <--> eror45	8,671	,100
eror43 <--> eror44	9,839	,094
eror42 <--> Kemampuan_Adaptasi	6,500	-,055
eror38 <--> eror44	4,189	,071
eror37 <--> eror44	13,036	-,123
eror37 <--> eror42	7,416	,070
eror36 <--> Efikasi_Diri	5,035	-,050
eror36 <--> eror42	4,645	-,050
eror36 <--> eror40	7,892	,095

	M.I.	Par Change
eror35 <--> eror38	8,004	,090
eror35 <--> eror37	10,097	-,099
eror35 <--> eror36	4,345	-,059
eror34 <--> eror38	7,660	,081
eror34 <--> eror36	9,490	-,080
eror34 <--> eror35	58,333	,205
eror33 <--> eror42	8,126	-,066
eror33 <--> eror38	6,677	-,079
eror33 <--> eror36	6,686	,070
eror33 <--> eror35	4,035	-,056
eror32 <--> eror38	4,638	-,065
eror32 <--> eror36	13,205	,097
eror32 <--> eror35	10,892	-,091
eror32 <--> eror34	10,587	-,083
eror32 <--> eror33	17,236	,111
eror31 <--> Efikasi_Diri	6,678	,070
eror31 <--> eror39	29,165	,215
eror31 <--> eror44	6,378	-,095
eror31 <--> eror40	4,958	-,093
eror31 <--> eror37	7,293	,101
eror31 <--> eror33	5,879	-,081
eror20 <--> eror44	7,316	-,075
eror21 <--> eror20	21,566	,110
eror22 <--> eror35	4,739	,064
eror22 <--> eror31	9,325	-,108
eror24 <--> eror22	4,268	,061
eror24 <--> eror23	20,952	,138
eror25 <--> eror23	12,515	,111
eror25 <--> eror24	5,807	,072
eror16 <--> eror33	12,065	-,134
eror16 <--> eror20	4,456	-,074
eror16 <--> eror22	8,163	-,115
eror16 <--> eror23	5,336	-,096
eror17 <--> eror42	11,806	,087
eror17 <--> eror23	6,766	-,085
eror17 <--> eror16	22,269	,201
eror18 <--> eror42	4,157	,050
eror18 <--> eror22	15,801	-,121
eror18 <--> eror23	5,247	-,072
eror18 <--> eror16	11,466	,138
eror18 <--> eror17	34,158	,187
eror19 <--> eror16	31,713	,265
eror30 <--> eror39	4,185	,091
eror30 <--> eror45	5,131	-,107

	M.I.	Par Change
eror30 <--> eror37	14,629	-,161
eror30 <--> eror35	6,032	,096
eror30 <--> eror34	5,011	,081
eror30 <--> eror25	8,081	-,114
eror30 <--> eror16	4,338	,111
eror30 <--> eror17	6,939	,110
eror29 <--> eror40	6,341	,107
eror29 <--> eror16	36,318	,292
eror29 <--> eror17	7,996	,107
eror29 <--> eror19	9,693	,131
eror28 <--> eror38	7,086	-,089
eror28 <--> eror32	6,990	,077
eror28 <--> eror16	4,706	-,090
eror27 <--> Kemampuan_Adaptasi	7,114	,080
eror27 <--> eror40	5,067	-,088
eror27 <--> eror34	4,477	-,064
eror27 <--> eror33	8,982	,095
eror27 <--> eror22	7,124	,089
eror27 <--> eror16	12,505	-,158
eror27 <--> eror17	13,928	-,130
eror27 <--> eror18	5,278	-,077
eror27 <--> eror19	7,196	-,104
eror27 <--> eror29	7,927	-,112
eror26 <--> Kemampuan_Adaptasi	4,381	,056
eror26 <--> eror22	16,897	,122
eror26 <--> eror16	5,747	-,096
eror26 <--> eror17	4,686	-,068
eror26 <--> eror18	4,736	-,065
eror26 <--> eror19	10,894	-,114
eror26 <--> eror27	17,444	,137
eror41 <--> eror43	6,879	-,082
eror41 <--> eror42	4,588	,057
eror1 <--> Kinerja_Wirausaha	5,538	,047
eror1 <--> Locus_of_Control	9,626	-,080
eror1 <--> eror28	9,704	,088
eror2 <--> Locus_of_Control	4,401	-,064
eror2 <--> eror21	4,818	,065
eror2 <--> eror17	4,373	,071
eror3 <--> Efikasi_Diri	4,550	-,046
eror3 <--> eror32	4,306	,055
eror3 <--> eror1	8,879	,076
eror3 <--> eror2	7,386	,082
eror4 <--> eror42	4,368	,050
eror5 <--> Efikasi_Diri	5,151	,056

	M.I.	Par Change
eror5 <--> eror44	4,366	-,072
eror6 <--> eror28	15,479	-,126
eror7 <--> Locus_of_Control	6,458	,069
eror7 <--> eror45	5,254	-,079
eror7 <--> eror44	4,772	,067
eror7 <--> eror3	7,301	-,072
eror7 <--> eror4	13,519	-,104
eror8 <--> Kemampuan_Adaptasi	6,570	-,078
eror8 <--> Locus_of_Control	4,249	,065
eror8 <--> eror40	6,021	-,097
eror8 <--> eror36	4,415	-,067
eror8 <--> eror21	5,792	-,073
eror8 <--> eror23	6,055	,085
eror8 <--> eror25	5,748	,082
eror8 <--> eror30	4,171	-,090
eror8 <--> eror29	4,528	-,086
eror8 <--> eror1	4,571	-,065
eror8 <--> eror2	4,982	-,080
eror8 <--> eror3	9,203	-,095
eror8 <--> eror6	4,670	,075
eror8 <--> eror7	14,042	,119
eror9 <--> Kinerja_Wirausaha	5,024	-,051
eror9 <--> Locus_of_Control	6,996	,078
eror9 <--> eror45	5,851	-,090
eror9 <--> eror3	7,970	-,083
eror9 <--> eror6	6,330	-,081
eror9 <--> eror7	39,473	,187
eror10 <--> Efikasi_Diri	5,052	,050
eror10 <--> eror36	6,118	-,069
eror10 <--> eror19	6,325	-,085
eror10 <--> eror2	4,858	-,069
eror10 <--> eror3	6,856	-,072
eror10 <--> eror8	4,964	,072
eror11 <--> Kemampuan_Adaptasi	5,366	-,052
eror11 <--> eror45	4,150	,060
eror11 <--> eror1	4,732	-,049
eror12 <--> eror11	46,308	,142
eror13 <--> eror41	5,681	-,090
eror13 <--> eror2	4,211	-,075
eror13 <--> eror8	4,249	,078
eror13 <--> eror12	6,400	-,075
eror14 <--> eror31	5,153	-,079
eror14 <--> eror19	4,080	-,070
eror14 <--> eror5	4,259	-,066

	M.I.	Par Change
eror14 <--> eror7	6,550	,073
eror14 <--> eror11	5,292	-,055
eror14 <--> eror12	10,020	-,082
eror14 <--> eror13	10,028	,106
eror15 <--> eror40	4,063	,073
eror15 <--> eror22	6,100	-,076
eror15 <--> eror16	15,459	,162
eror15 <--> eror29	12,141	,129
eror15 <--> eror11	12,209	-,087
eror15 <--> eror12	4,520	-,057
eror15 <--> eror14	18,028	,128

Variances: (Group number 1 - Default model)

	M.I.	Par Change
--	------	------------

Regression Weights: (Group number 1 - Default model)

	M.I.	Par Change
Y21 <--- Kemampuan_Adaptasi	5,890	,156
Y21 <--- Y18	5,752	,133
Y21 <--- Y17	6,797	,140
Y21 <--- Y16	4,306	,109
Y21 <--- Y11	25,760	,249
Y21 <--- X315	4,352	,092
Y24 <--- Y16	4,870	-,083
Y24 <--- Y13	6,269	-,092
Y24 <--- X32	5,310	,100
Y22 <--- X18	4,631	-,115
Y16 <--- X11	5,260	-,117
Y16 <--- X18	6,164	-,108
Y15 <--- Y14	18,529	,229
Y15 <--- X315	4,497	,081
Y14 <--- Y15	21,796	,226
Y13 <--- X31	8,768	-,117
Y12 <--- Y15	4,101	-,102
Y11 <--- Efikasi_Diri	4,003	,158
Y11 <--- Y21	15,846	,219
Y11 <--- X13	4,748	,153
Y11 <--- X14	4,545	,125
Y11 <--- X16	4,858	,119
Y11 <--- X18	6,249	,134
X35 <--- X36	7,480	,130
X36 <--- X35	6,795	,131

	M.I.	Par Change
X37 <--- Y11	4,852	-,096
X37 <--- X33	6,822	-,141
X37 <--- X311	4,878	,103
X38 <--- X39	6,678	,131
X38 <--- X310	4,065	,099
X39 <--- X38	5,911	,105
X31 <--- X32	10,532	,235
X31 <--- X33	4,940	,161
X31 <--- X34	13,848	,235
X31 <--- X314	14,635	,227
X31 <--- X312	4,531	-,131
X31 <--- X26	7,804	,188
X32 <--- X31	10,102	,139
X32 <--- X33	14,714	,218
X32 <--- X312	5,046	-,108
X33 <--- X37	4,607	-,101
X33 <--- X31	5,203	,095
X33 <--- X32	16,157	,219
X34 <--- X31	14,389	,183
X315 <--- Y15	7,195	,188
X315 <--- Y14	6,225	,178
X314 <--- X31	16,484	,202
X314 <--- X34	4,235	,116
X314 <--- X26	4,554	,128
X313 <--- X16	5,643	-,112
X312 <--- Kemampuan_Adaptasi	4,241	,131
X312 <--- Y17	5,253	,121
X312 <--- Y13	9,808	,158
X312 <--- Y12	6,799	,128
X312 <--- X31	5,678	-,109
X312 <--- X32	6,592	-,153
X312 <--- X311	5,025	,116
X312 <--- X24	4,172	,092
X311 <--- X37	4,945	,102
X311 <--- X34	4,768	-,102
X311 <--- X312	6,340	,114
X11 <--- X313	9,406	,151
X12 <--- X21	4,966	-,114
X12 <--- X24	4,643	-,095
X13 <--- Kemampuan_Adaptasi	4,069	,108
X13 <--- Y17	6,112	,111
X13 <--- Y12	6,944	,110
X13 <--- Y11	4,951	,091
X14 <--- X17	4,199	-,105

	M.I.	Par Change
X15 <--- Y21	4,809	-,111
X15 <--- Y26	6,057	-,131
X16 <--- Y17	4,675	-,107
X16 <--- Y12	4,139	-,094
X16 <--- X313	7,278	-,151
X17 <--- X14	4,242	-,098
X17 <--- X18	4,731	,094
X17 <--- X19	17,958	,221
X17 <--- X21	6,286	,114
X17 <--- X25	8,115	,129
X18 <--- Y16	5,197	-,119
X18 <--- X36	4,517	-,130
X18 <--- X314	4,119	-,100
X18 <--- X13	4,034	-,134
X18 <--- X17	4,356	,120
X19 <--- X17	12,180	,187
X19 <--- X24	4,647	,092
X21 <--- X18	4,756	,096
X22 <--- X23	7,651	,099
X22 <--- X26	4,457	-,087
X23 <--- X22	5,514	,091
X25 <--- X26	6,445	,125
X26 <--- Y22	4,806	,102
X26 <--- Y14	5,396	,128
X26 <--- Y11	4,099	,090
X26 <--- X31	13,020	,153
X26 <--- X314	10,340	,145
X26 <--- X25	5,107	,110

Model Fit Summary

CMIN

Model	NPAR	CMIN	DF	P	CMIN/DF
Default model	100	1907,971	935	,000	2,041
Saturated model	1035	,000	0		
Independence model	45	7573,212	990	,000	7,650

RMR, GFI

Model	RMR	GFI	AGFI	PGFI
Default model	,058	,652	,615	,589
Saturated model	,000	1,000		
Independence model	,506	,084	,043	,081

Baseline Comparisons

Model	NFI Delta1	RFI rho1	IFI Delta2	TLI rho2	CFI
Default model	,748	,733	,853	,844	,852
Saturated model	1,000		1,000		1,000
Independence model	,000	,000	,000	,000	,000

Parsimony-Adjusted Measures

Model	PRATIO	PNFI	PCFI
Default model	,944	,707	,805
Saturated model	,000	,000	,000
Independence model	1,000	,000	,000

NCP

Model	NCP	LO 90	HI 90
Default model	972,971	851,948	1101,732
Saturated model	,000	,000	,000
Independence model	6583,212	6309,738	6863,257

FMIN

Model	FMIN	F0	LO 90	HI 90
Default model	12,000	6,119	5,358	6,929
Saturated model	,000	,000	,000	,000
Independence model	47,630	41,404	39,684	43,165

RMSEA

Model	RMSEA	LO 90	HI 90	PCLOSE
Default model	,081	,076	,086	,000
Independence model	,205	,200	,209	,000

AIC

Model	AIC	BCC	BIC	CAIC
Default model	2107,971	2189,387	2415,489	2515,489
Saturated model	2070,000	2912,655	5252,805	6287,805
Independence model	7663,212	7699,849	7801,594	7846,594

ECVI

Model	ECVI	LO 90	HI 90	MECVI
Default model	13,258	12,497	14,067	13,770
Saturated model	13,019	13,019	13,019	18,319

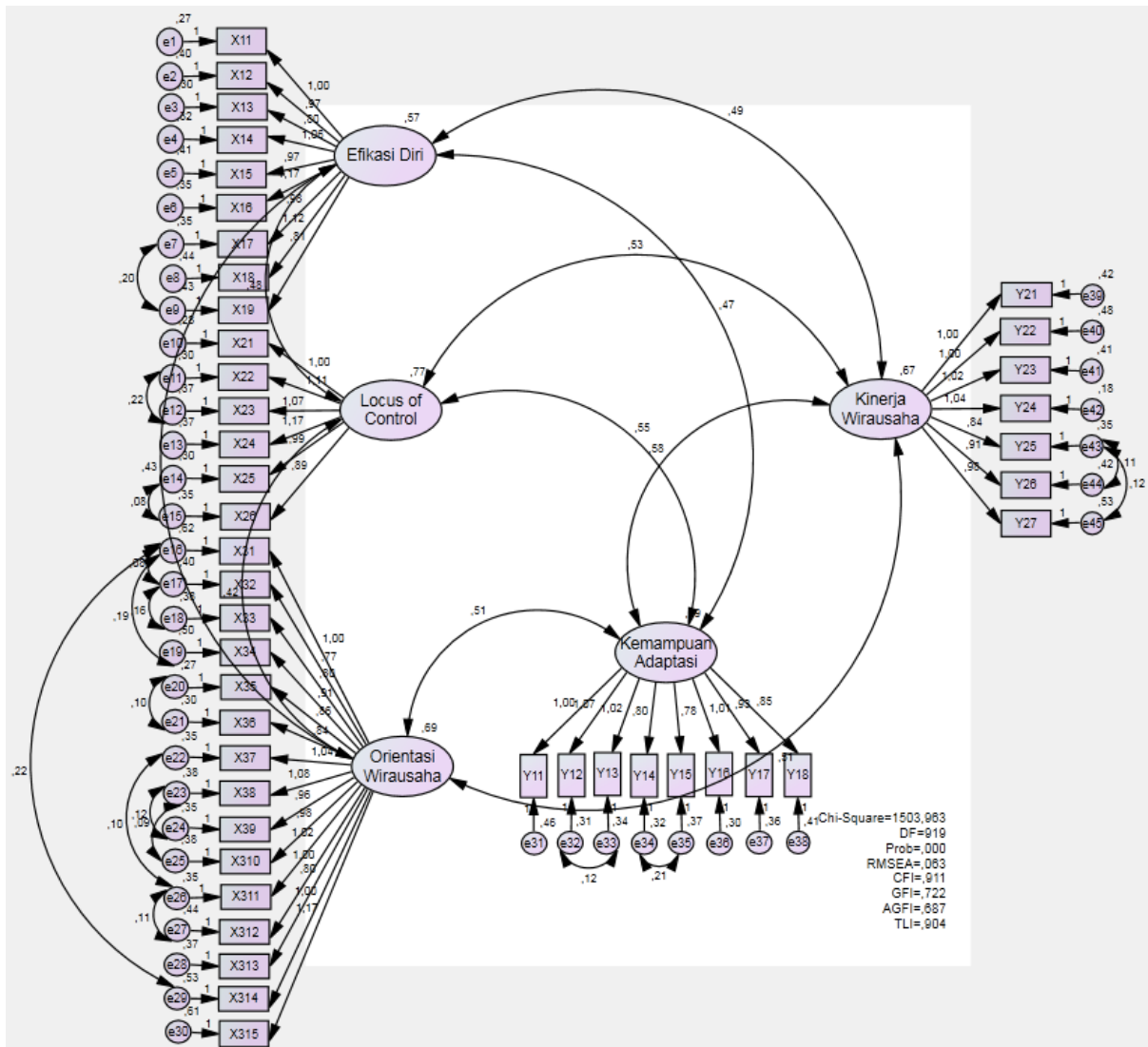
Model	ECVI	LO 90	HI 90	MECVI
Independence model	48,196	46,476	49,958	48,427

HOELTER

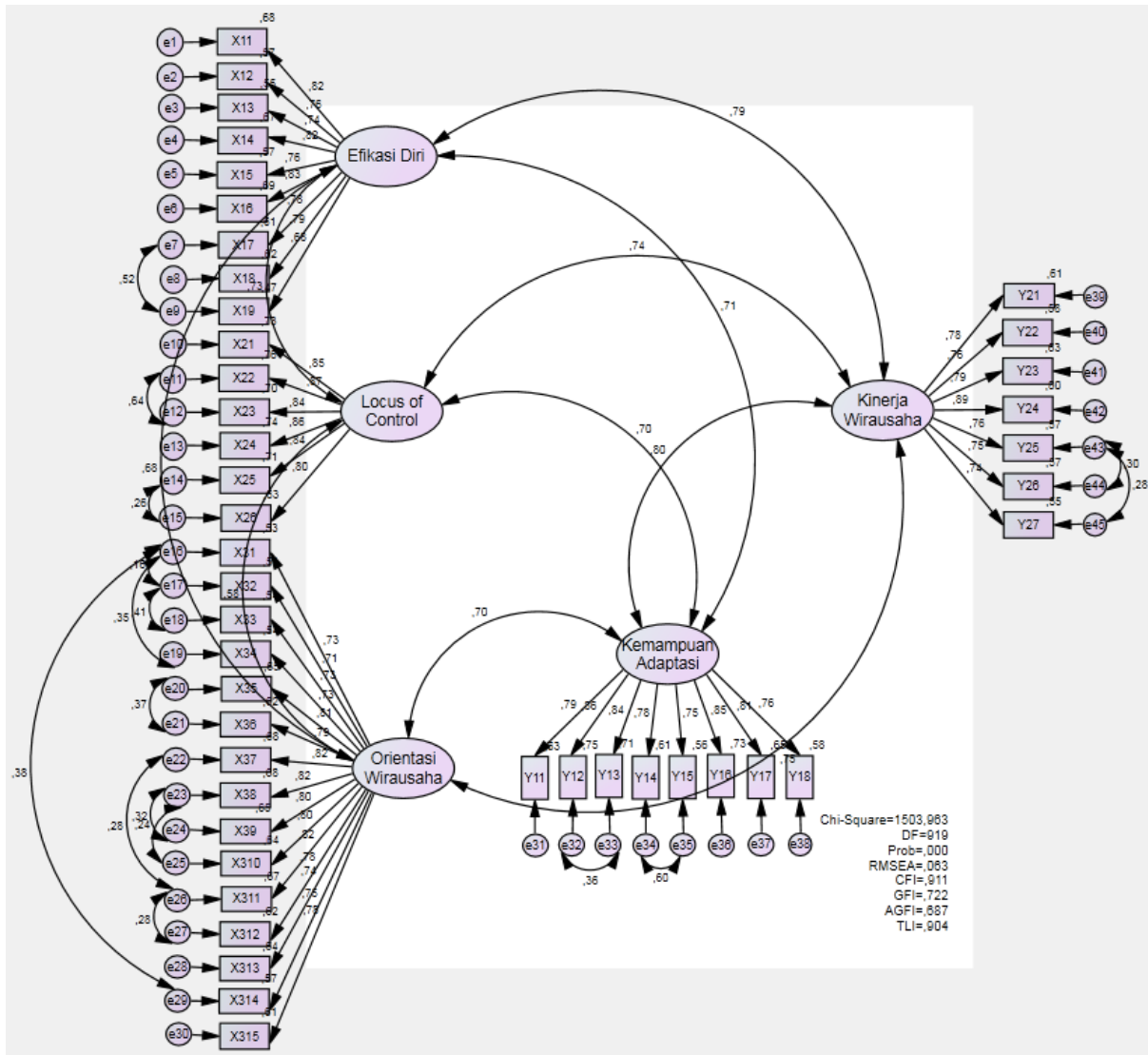
Model	HOELTER	HOELTER
	.05	.01
Default model	84	87
Independence model	23	24

Model CFA 2

Unstandardized Estimates



Standardized Estimates



Assessment of normality (Group number 1)

Variable	min	max	skew	c.r.	kurtosis	c.r.
Y21	1,000	5,000	,036	,186	-,625	-1,615
Y27	1,000	5,000	-,224	-1,159	-,569	-1,468
Y26	1,000	5,000	,173	,895	-,254	-,655
Y25	1,000	5,000	,276	1,424	-,587	-1,517
Y24	1,000	5,000	,167	,860	-,892	-2,303
Y22	1,000	5,000	,057	,293	-,358	-,923
Y18	1,000	5,000	-,138	-,711	-,616	-1,591

Variable	min	max	skew	c.r.	kurtosis	c.r.
Y17	1,000	5,000	-,086	-,444	-,039	-,101
Y16	1,000	5,000	-,200	-1,031	-,079	-,204
Y15	1,000	5,000	-,104	-,535	-,372	-,961
Y14	1,000	5,000	-,283	-1,460	-,323	-,834
Y13	1,000	5,000	,065	,337	-,204	-,526
Y12	1,000	5,000	-,078	-,401	-,244	-,630
Y11	1,000	5,000	-,210	-1,085	-,731	-1,888
X35	1,000	5,000	-,179	-,924	-,684	-1,766
X36	1,000	5,000	,012	,064	-,607	-1,567
X37	1,000	5,000	,028	,144	-,538	-1,390
X38	1,000	5,000	-,252	-1,301	-,608	-1,570
X39	1,000	5,000	-,086	-,445	-,868	-2,241
X310	1,000	5,000	-,065	-,336	-,552	-1,426
X31	1,000	5,000	,147	,760	-,507	-1,308
X32	1,000	5,000	,226	1,168	-,325	-,839
X33	1,000	5,000	-,166	-,855	-,567	-1,464
X34	1,000	5,000	,028	,144	-,358	-,924
X315	1,000	5,000	-,245	-1,264	-,954	-2,464
X314	1,000	5,000	,062	,320	-,610	-1,574
X313	1,000	5,000	,135	,698	-,479	-1,236
X312	1,000	5,000	-,223	-1,151	-,476	-1,228
X311	1,000	5,000	,142	,735	-,675	-1,743
Y23	1,000	5,000	-,122	-,631	-,292	-,753
X11	1,000	5,000	,057	,295	-,695	-1,794
X12	1,000	5,000	,192	,991	-,083	-,215
X13	1,000	5,000	,170	,878	-,515	-1,328
X14	1,000	5,000	,312	1,610	-,560	-1,446
X15	1,000	5,000	-,139	-,718	,332	,858
X16	1,000	5,000	,236	1,221	-,604	-1,561
X17	1,000	5,000	-,223	-1,154	-,481	-1,242
X18	1,000	5,000	,226	1,166	-,555	-1,432
X19	1,000	5,000	,105	,540	,006	,016
X21	1,000	5,000	,130	,673	-,564	-1,455
X22	1,000	5,000	-,048	-,250	-,996	-2,572
X23	1,000	5,000	,030	,157	-,960	-2,478
X24	1,000	5,000	-,070	-,361	-,718	-1,854
X25	1,000	5,000	-,179	-,926	-,789	-2,036
X26	1,000	5,000	-,171	-,883	-,487	-1,258
Multivariate					40,657	3,954

Observations farthest from the centroid (Mahalanobis distance) (Group number 1)

Observation number	Mahalanobis d-squared	p1	p2
--------------------	-----------------------	----	----

Observation number	Mahalanobis d-squared	p1	p2
1	77,900	,002	,237
94	72,431	,006	,242
91	69,775	,010	,232
71	67,720	,016	,250
111	66,834	,019	,188
76	66,097	,022	,140
53	64,369	,030	,218
42	63,815	,034	,176
99	61,691	,050	,400
72	60,949	,057	,420
105	60,814	,058	,323
59	60,015	,066	,374
80	59,623	,071	,347
61	58,615	,084	,473
84	58,342	,088	,430
49	56,512	,117	,778
117	56,093	,124	,788
144	55,856	,129	,763
87	55,325	,139	,804
104	55,256	,141	,748
65	55,028	,145	,726
15	54,768	,151	,715
75	54,668	,153	,662
55	54,554	,156	,611
28	54,474	,157	,549
83	54,430	,158	,476
89	54,261	,162	,444
129	54,205	,163	,379
69	54,157	,165	,315
17	53,758	,174	,357
132	53,297	,185	,423
78	53,073	,191	,418
44	52,888	,196	,400
37	52,624	,203	,411
156	52,403	,209	,409
23	52,063	,218	,448
20	51,983	,220	,401
47	51,758	,227	,405
24	51,686	,229	,358
100	51,519	,234	,344
97	51,410	,237	,313
103	51,297	,241	,285
109	51,073	,247	,292
88	50,941	,251	,272

Observation number	Mahalanobis d-squared	p1	p2
137	50,885	,253	,231
110	50,868	,254	,185
26	50,716	,258	,175
51	50,676	,260	,142
63	50,602	,262	,119
39	50,049	,280	,202
30	49,929	,284	,186
34	49,741	,290	,187
96	49,680	,292	,159
32	49,666	,293	,124
154	49,408	,301	,141
81	49,373	,303	,113
90	49,310	,305	,094
18	49,053	,314	,108
82	48,599	,330	,169
74	48,421	,337	,172
134	48,332	,340	,154
50	48,235	,343	,138
54	48,106	,348	,131
43	48,027	,351	,114
92	47,650	,365	,161
68	46,991	,391	,314
6	46,932	,393	,280
36	46,873	,396	,247
85	46,855	,396	,205
48	46,742	,401	,192
86	46,154	,424	,337
64	45,811	,438	,413
19	45,572	,448	,449
56	45,324	,458	,489
10	45,230	,462	,466
140	45,020	,471	,492
127	44,829	,479	,510
98	44,655	,486	,521
70	44,241	,504	,633
35	44,108	,510	,627
145	44,031	,513	,598
142	43,679	,528	,681
151	43,583	,532	,662
2	43,441	,538	,661
114	43,288	,545	,664
12	43,079	,554	,689
146	43,004	,557	,661
9	42,672	,571	,733

Observation number	Mahalanobis d-squared	p1	p2
79	42,671	,571	,678
159	42,558	,576	,665
93	42,525	,577	,620
126	42,524	,577	,558
33	42,388	,583	,554
158	42,317	,586	,521
21	42,107	,595	,549
155	41,897	,604	,577
152	41,886	,605	,518
125	41,683	,613	,543
115	41,622	,616	,505
157	41,418	,624	,530

Scalar Estimates (Group number 1 - Default model)

Maximum Likelihood Estimates

Regression Weights: (Group number 1 - Default model)

	Estimate	S.E.	C.R.	P	Label
X11 <--- Efikasi_Diri	1,000				
X12 <--- Efikasi_Diri	,966	,088	11,037	***	par_1
X13 <--- Efikasi_Diri	,803	,074	10,795	***	par_2
X14 <--- Efikasi_Diri	1,058	,086	12,258	***	par_3
X15 <--- Efikasi_Diri	,972	,089	10,905	***	par_4
X22 <--- Locus_of_Control	1,106	,077	14,396	***	par_5
X23 <--- Locus_of_Control	1,067	,080	13,420	***	par_6
X34 <--- Orientasi_Wirusaha	,915	,080	11,467	***	par_7
X33 <--- Orientasi_Wirusaha	,796	,086	9,311	***	par_8
X32 <--- Orientasi_Wirusaha	,766	,078	9,831	***	par_9
X31 <--- Orientasi_Wirusaha	1,000				
X16 <--- Efikasi_Diri	1,172	,093	12,540	***	par_10
X21 <--- Locus_of_Control	1,000				
Y17 <--- Kemampuan_Adaptasi	,933	,081	11,522	***	par_11
Y16 <--- Kemampuan_Adaptasi	1,006	,083	12,121	***	par_12
Y18 <--- Kemampuan_Adaptasi	,849	,080	10,566	***	par_13
X24 <--- Locus_of_Control	1,170	,084	13,999	***	par_14
X25 <--- Locus_of_Control	,988	,073	13,506	***	par_15
Y23 <--- Kinerja_Wirusaha	1,020	,094	10,820	***	par_16
Y24 <--- Kinerja_Wirusaha	1,039	,083	12,561	***	par_17
Y25 <--- Kinerja_Wirusaha	,837	,082	10,253	***	par_18
Y26 <--- Kinerja_Wirusaha	,910	,090	10,141	***	par_19
Y27 <--- Kinerja_Wirusaha	,977	,098	9,979	***	par_20
Y22 <--- Kinerja_Wirusaha	1,002	,097	10,355	***	par_21

	Estimate	S.E.	C.R.	P	Label
Y12 <--- Kemampuan_Adaptasi	1,073	,087	12,320	***	par_22
Y13 <--- Kemampuan_Adaptasi	1,016	,086	11,820	***	par_23
Y14 <--- Kemampuan_Adaptasi	,798	,073	10,979	***	par_24
Y15 <--- Kemampuan_Adaptasi	,775	,075	10,357	***	par_25
X17 <--- Efikasi_Diri	,982	,086	11,447	***	par_26
X18 <--- Efikasi_Diri	1,116	,098	11,420	***	par_27
X19 <--- Efikasi_Diri	,808	,085	9,492	***	par_28
X26 <--- Locus_of_Control	,885	,072	12,215	***	par_29
X36 <--- Orientasi_Wirusaha	,841	,085	9,896	***	par_30
X35 <--- Orientasi_Wirusaha	,857	,085	10,127	***	par_31
X37 <--- Orientasi_Wirusaha	1,041	,101	10,310	***	par_32
X315 <--- Orientasi_Wirusaha	1,173	,118	9,922	***	par_33
X314 <--- Orientasi_Wirusaha	,999	,082	12,125	***	par_34
X313 <--- Orientasi_Wirusaha	,801	,087	9,207	***	par_35
X312 <--- Orientasi_Wirusaha	1,003	,103	9,762	***	par_36
X311 <--- Orientasi_Wirusaha	1,025	,100	10,254	***	par_37
X310 <--- Orientasi_Wirusaha	,981	,098	10,019	***	par_38
X39 <--- Orientasi_Wirusaha	,956	,095	10,070	***	par_39
X38 <--- Orientasi_Wirusaha	1,082	,105	10,336	***	par_40
Y11 <--- Kemampuan_Adaptasi	1,000				
Y21 <--- Kinerja_Wirusaha	1,000				

Standardized Regression Weights: (Group number 1 - Default model)

	Estimate
X11 <--- Efikasi_Diri	,825
X12 <--- Efikasi_Diri	,757
X13 <--- Efikasi_Diri	,743
X14 <--- Efikasi_Diri	,817
X15 <--- Efikasi_Diri	,755
X22 <--- Locus_of_Control	,871
X23 <--- Locus_of_Control	,838
X34 <--- Orientasi_Wirusaha	,733
X33 <--- Orientasi_Wirusaha	,733
X32 <--- Orientasi_Wirusaha	,711
X31 <--- Orientasi_Wirusaha	,726
X16 <--- Efikasi_Diri	,833
X21 <--- Locus_of_Control	,855
Y17 <--- Kemampuan_Adaptasi	,809
Y16 <--- Kemampuan_Adaptasi	,853
Y18 <--- Kemampuan_Adaptasi	,763
X24 <--- Locus_of_Control	,861
X25 <--- Locus_of_Control	,845
Y23 <--- Kinerja_Wirusaha	,794

	Estimate
Y24 <--- Kinerja_Wirausaha	,894
Y25 <--- Kinerja_Wirausaha	,758
Y26 <--- Kinerja_Wirausaha	,753
Y27 <--- Kinerja_Wirausaha	,740
Y22 <--- Kinerja_Wirausaha	,765
Y12 <--- Kemampuan_Adaptasi	,864
Y13 <--- Kemampuan_Adaptasi	,841
Y14 <--- Kemampuan_Adaptasi	,783
Y15 <--- Kemampuan_Adaptasi	,748
X17 <--- Efikasi_Diri	,784
X18 <--- Efikasi_Diri	,786
X19 <--- Efikasi_Diri	,683
X26 <--- Locus_of_Control	,797
X36 <--- Orientasi_Wirausaha	,786
X35 <--- Orientasi_Wirausaha	,807
X37 <--- Orientasi_Wirausaha	,825
X315 <--- Orientasi_Wirausaha	,782
X314 <--- Orientasi_Wirausaha	,753
X313 <--- Orientasi_Wirausaha	,737
X312 <--- Orientasi_Wirausaha	,785
X311 <--- Orientasi_Wirausaha	,820
X310 <--- Orientasi_Wirausaha	,798
X39 <--- Orientasi_Wirausaha	,804
X38 <--- Orientasi_Wirausaha	,825
Y11 <--- Kemampuan_Adaptasi	,794
Y21 <--- Kinerja_Wirausaha	,782

Covariances: (Group number 1 - Default model)

		Estimate	S.E.	C.R.	P	Label
Efikasi_Diri <--> Locus_of_Control		,483	,076	6,332	***	par_41
Locus_of_Control <--> Orientasi_Wirausaha		,421	,080	5,287	***	par_42
Efikasi_Diri <--> Orientasi_Wirausaha		,426	,074	5,715	***	par_43
Orientasi_Wirausaha <--> Kemampuan_Adaptasi		,515	,089	5,755	***	par_58
Locus_of_Control <--> Kinerja_Wirausaha		,533	,085	6,248	***	par_59
Efikasi_Diri <--> Kinerja_Wirausaha		,489	,077	6,335	***	par_60
Kemampuan_Adaptasi <--> Kinerja_Wirausaha		,581	,093	6,226	***	par_61
Orientasi_Wirausaha <--> Kinerja_Wirausaha		,513	,087	5,886	***	par_62
Locus_of_Control <--> Kemampuan_Adaptasi		,549	,090	6,104	***	par_63
Efikasi_Diri <--> Kemampuan_Adaptasi		,473	,079	6,011	***	par_64
eror34 <--> eror35		,205	,036	5,669	***	par_44
eror32 <--> eror33		,116	,037	3,166	,002	par_45
eror21 <--> eror20		,105	,027	3,828	***	par_46
eror24 <--> eror23		,118	,033	3,531	***	par_47
eror25 <--> eror23		,090	,033	2,727	,006	par_48

			Estimate	S.E.	C.R.	P	Label
eror19	<-->	eror16	,193	,046	4,195	***	par_49
eror26	<-->	eror22	,098	,032	3,074	,002	par_50
eror26	<-->	eror27	,108	,035	3,135	,002	par_51
eror9	<-->	eror7	,199	,038	5,174	***	par_52
eror12	<-->	eror11	,216	,042	5,131	***	par_53
eror43	<-->	eror45	,120	,037	3,255	,001	par_54
eror18	<-->	eror17	,160	,037	4,377	***	par_55
eror17	<-->	eror16	,079	,034	2,339	,019	par_56
eror15	<-->	eror14	,085	,034	2,517	,012	par_57
eror43	<-->	eror44	,115	,034	3,407	***	par_65
eror29	<-->	eror16	,220	,049	4,464	***	par_66

Correlations: (Group number 1 - Default model)

			Estimate
Efikasi_Diri	<-->	Locus_of_Control	,726
Locus_of_Control	<-->	Orientasi_Wirausaha	,575
Efikasi_Diri	<-->	Orientasi_Wirausaha	,676
Orientasi_Wirausaha	<-->	Kemampuan_Adaptasi	,697
Locus_of_Control	<-->	Kinerja_Wirausaha	,743
Efikasi_Diri	<-->	Kinerja_Wirausaha	,792
Kemampuan_Adaptasi	<-->	Kinerja_Wirausaha	,802
Orientasi_Wirausaha	<-->	Kinerja_Wirausaha	,755
Locus_of_Control	<-->	Kemampuan_Adaptasi	,704
Efikasi_Diri	<-->	Kemampuan_Adaptasi	,706
eror34	<-->	eror35	,599
eror32	<-->	eror33	,359
eror21	<-->	eror20	,365
eror24	<-->	eror23	,324
eror25	<-->	eror23	,235
eror19	<-->	eror16	,346
eror26	<-->	eror22	,277
eror26	<-->	eror27	,276
eror9	<-->	eror7	,517
eror12	<-->	eror11	,644
eror43	<-->	eror45	,281
eror18	<-->	eror17	,414
eror17	<-->	eror16	,160
eror15	<-->	eror14	,261
eror43	<-->	eror44	,301
eror29	<-->	eror16	,384

Variances: (Group number 1 - Default model)

	Estimate	S.E.	C.R.	P	Label
--	----------	------	------	---	-------

	Estimate	S.E.	C.R.	P	Label
Efikasi_Diri	,572	,091	6,268	***	par_67
Locus_of_Control	,773	,117	6,619	***	par_68
Orientasi_Wirausaha	,694	,133	5,211	***	par_69
Kemampuan_Adaptasi	,787	,133	5,906	***	par_70
Kinerja_Wirausaha	,667	,116	5,767	***	par_71
eror15	,349	,046	7,585	***	par_72
eror14	,303	,043	7,106	***	par_73
eror13	,369	,053	6,977	***	par_74
eror12	,372	,052	7,191	***	par_75
eror11	,301	,045	6,727	***	par_76
eror10	,284	,040	7,097	***	par_77
eror9	,427	,051	8,346	***	par_78
eror8	,441	,056	7,855	***	par_79
eror7	,346	,044	7,873	***	par_80
eror6	,346	,046	7,527	***	par_81
eror5	,406	,050	8,112	***	par_82
eror4	,320	,041	7,725	***	par_83
eror3	,300	,037	8,128	***	par_84
eror2	,398	,049	8,096	***	par_85
eror1	,269	,035	7,606	***	par_86
eror41	,408	,052	7,820	***	par_87
eror26	,354	,043	8,221	***	par_88
eror27	,435	,054	8,084	***	par_89
eror28	,374	,045	8,349	***	par_90
eror29	,529	,064	8,260	***	par_91
eror30	,606	,075	8,123	***	par_92
eror19	,499	,060	8,321	***	par_93
eror18	,378	,046	8,301	***	par_94
eror17	,397	,046	8,663	***	par_95
eror16	,622	,067	9,341	***	par_96
eror25	,381	,048	8,021	***	par_97
eror24	,348	,044	7,990	***	par_98
eror23	,382	,046	8,222	***	par_99
eror22	,353	,045	7,827	***	par_100
eror21	,303	,037	8,117	***	par_101
eror20	,272	,034	7,993	***	par_102
eror31	,462	,059	7,814	***	par_103
eror32	,307	,045	6,847	***	par_104
eror33	,337	,047	7,187	***	par_105
eror34	,316	,040	7,885	***	par_106
eror35	,372	,046	8,057	***	par_107
eror36	,299	,042	7,112	***	par_108
eror37	,363	,047	7,767	***	par_109
eror38	,407	,051	8,004	***	par_110

	Estimate	S.E.	C.R.	P	Label
eror40	,475	,059	8,024	***	par_111
eror42	,180	,029	6,268	***	par_112
eror43	,347	,043	8,104	***	par_113
eror44	,421	,052	8,077	***	par_114
eror45	,526	,064	8,156	***	par_115
eror39	,423	,054	7,829	***	par_116

Squared Multiple Correlations: (Group number 1 - Default model)

	Estimate
Y21	,612
Y27	,548
Y26	,568
Y25	,574
Y24	,800
Y22	,585
Y18	,582
Y17	,654
Y16	,727
Y15	,560
Y14	,613
Y13	,707
Y12	,747
Y11	,630
X35	,652
X36	,618
X37	,680
X38	,680
X39	,646
X310	,636
X31	,527
X32	,506
X33	,538
X34	,538
X315	,612
X314	,567
X313	,543
X312	,616
X311	,673
Y23	,630
X11	,680
X12	,573
X13	,552
X14	,667

	Estimate
X15	,570
X16	,694
X17	,615
X18	,617
X19	,466
X21	,731
X22	,759
X23	,703
X24	,741
X25	,714
X26	,635

Modification Indices (Group number 1 - Default model)

Covariances: (Group number 1 - Default model)

	M.I.	Par Change
error39 <--> Kinerja_Wirausaha	11,697	-,084
error39 <--> Kemampuan_Adaptasi	17,539	,128
error44 <--> Locus_of_Control	4,057	,061
error42 <--> Kemampuan_Adaptasi	6,962	-,058
error38 <--> error44	6,061	,082
error37 <--> error44	10,852	-,106
error37 <--> error42	5,803	,060
error36 <--> Efikasi_Diri	4,928	-,051
error36 <--> error42	6,404	-,059
error36 <--> error40	8,599	,100
error35 <--> error37	6,911	-,066
error33 <--> error42	8,586	-,064
error33 <--> error36	4,015	,053
error33 <--> error34	5,492	,048
error32 <--> error36	8,663	,075
error31 <--> Orientasi_Wirausaha	4,557	-,070
error31 <--> Efikasi_Diri	6,187	,069
error31 <--> error39	28,662	,209
error31 <--> error44	5,461	-,084
error31 <--> error40	6,142	-,102
error31 <--> error37	4,439	,076
error20 <--> error44	7,897	-,070
error22 <--> error35	11,545	,078
error22 <--> error34	7,721	-,060
error22 <--> error31	8,521	-,098

	M.I.	Par Change
eror23 <--> eror31	4,168	-,067
eror24 <--> eror22	4,070	,054
eror25 <--> eror24	6,664	,072
eror16 <--> eror33	12,282	-,103
eror16 <--> eror22	4,470	-,065
eror17 <--> eror42	6,126	,054
eror18 <--> eror22	10,566	-,086
eror18 <--> eror25	7,101	,074
eror18 <--> eror16	11,227	,099
eror19 <--> eror34	5,266	-,056
eror19 <--> eror17	4,573	,064
eror19 <--> eror18	4,131	-,061
eror30 <--> eror39	4,189	,090
eror30 <--> eror45	4,910	-,101
eror30 <--> eror37	14,832	-,159
eror30 <--> eror25	6,209	-,099
eror29 <--> eror40	5,347	,090
eror29 <--> eror17	5,902	,074
eror29 <--> eror19	7,486	,097
eror28 <--> eror38	6,526	-,085
eror28 <--> eror32	4,969	,061
eror27 <--> eror33	7,500	,079
eror27 <--> eror22	6,066	,075
eror27 <--> eror17	6,050	-,072
eror26 <--> eror34	4,203	,041
eror26 <--> eror33	5,897	-,060
eror26 <--> eror20	5,680	,052
eror26 <--> eror19	4,315	-,061
eror1 <--> Kinerja_Wirausaha	4,929	,045
eror1 <--> Locus_of_Control	7,251	-,072
eror1 <--> eror28	10,522	,090
eror2 <--> Locus_of_Control	6,861	-,083
eror2 <--> eror21	4,420	,057
eror2 <--> eror22	5,427	,072
eror2 <--> eror17	4,968	,066
eror2 <--> eror26	4,026	-,058
eror3 <--> Kemampuan_Adaptasi	5,322	,059
eror3 <--> eror25	4,751	-,061
eror3 <--> eror1	6,573	,064
eror3 <--> eror2	5,615	,070
eror4 <--> eror43	4,666	,056
eror4 <--> eror42	4,219	,048
eror5 <--> Kinerja_Wirausaha	4,513	-,051
eror5 <--> Efikasi_Diri	5,344	,058

	M.I.	Par Change
eror5 <--> eror44	4,287	-,069
eror6 <--> eror28	15,358	-,124
eror7 <--> eror44	8,876	,077
eror7 <--> eror43	4,295	-,046
eror7 <--> eror40	4,619	,064
eror7 <--> eror33	4,161	,047
eror7 <--> eror4	11,423	-,083
eror8 <--> Kemampuan_Adaptasi	5,735	-,075
eror8 <--> Locus_of_Control	8,438	,098
eror8 <--> eror40	5,705	-,096
eror8 <--> eror36	5,149	-,075
eror8 <--> eror1	4,446	-,064
eror8 <--> eror2	4,936	-,081
eror8 <--> eror3	9,854	-,099
eror8 <--> eror6	5,218	,080
eror8 <--> eror7	13,877	,106
eror9 <--> Kinerja_Wirausaha	4,401	-,043
eror9 <--> eror43	4,651	,052
eror9 <--> eror5	4,206	,061
eror9 <--> eror6	4,503	-,060
eror10 <--> eror36	6,360	-,071
eror10 <--> eror19	4,370	-,065
eror10 <--> eror3	6,223	-,066
eror10 <--> eror8	5,097	,074
eror11 <--> eror45	5,371	,057
eror11 <--> eror8	4,078	,049
eror12 <--> eror8	4,430	-,055
eror13 <--> eror41	5,658	-,086
eror13 <--> eror1	4,191	-,061
eror13 <--> eror8	4,397	,079
eror14 <--> eror31	9,323	-,098
eror14 <--> eror7	4,852	,051
eror15 <--> eror40	4,496	,071
eror15 <--> eror22	5,886	-,067
eror15 <--> eror16	10,009	,097
eror15 <--> eror29	4,211	,065
eror15 <--> eror8	4,312	-,068

Variances: (Group number 1 - Default model)

	M.I.	Par Change
--	------	------------

Regression Weights: (Group number 1 - Default model)

	M.I.	Par Change
Y21 <--- Kemampuan_Adaptasi	6,147	,157
Y21 <--- Y18	5,570	,130
Y21 <--- Y17	5,892	,129
Y21 <--- Y16	4,124	,105
Y21 <--- Y11	24,907	,243
Y21 <--- X315	4,172	,089
Y24 <--- Y16	5,928	-,090
Y24 <--- Y13	6,816	-,095
Y24 <--- X32	4,681	,094
Y22 <--- X18	4,914	-,118
Y18 <--- Y15	4,497	,122
Y17 <--- X315	4,324	-,085
Y16 <--- X11	5,940	-,126
Y16 <--- X18	7,662	-,122
Y15 <--- X37	8,404	,108
Y15 <--- X34	4,827	,082
Y15 <--- X315	4,176	,064
Y14 <--- X37	5,064	-,078
Y14 <--- X34	5,205	-,080
Y13 <--- X31	6,985	-,102
Y11 <--- Y21	14,163	,205
Y11 <--- X37	4,773	-,118
Y11 <--- X13	4,052	,140
Y11 <--- X16	4,130	,109
Y11 <--- X18	5,265	,122
X37 <--- Y11	5,390	-,097
X37 <--- X33	5,277	-,119
X310 <--- Y13	4,291	-,095
X31 <--- X33	6,185	,144
X31 <--- X26	6,312	,135
X315 <--- Y15	6,662	,181
X315 <--- Y14	5,774	,171
X313 <--- X16	6,212	-,117
X312 <--- Y13	9,074	,145
X312 <--- Y12	4,919	,104
X312 <--- X31	4,108	-,091
X312 <--- X32	5,292	-,132
X312 <--- X24	4,254	,089
X11 <--- X313	9,192	,148
X12 <--- X21	4,809	-,111
X12 <--- X24	4,491	-,093
X13 <--- Y17	5,629	,105
X13 <--- Y12	6,640	,106
X13 <--- Y11	4,659	,087

	M.I.	Par Change
X15 <--- Y21	5,193	-,115
X15 <--- Y26	6,038	-,131
X16 <--- Y17	5,419	-,114
X16 <--- Y12	4,600	-,098
X16 <--- X313	8,182	-,159
X17 <--- Y26	4,943	,092
X17 <--- X18	4,819	,084
X17 <--- X25	4,977	,089
X18 <--- Y16	4,223	-,109
X18 <--- X36	4,348	-,130
X18 <--- X13	4,124	-,138
X18 <--- X17	6,997	,155
X18 <--- X21	4,678	,117
X18 <--- X24	4,284	,096
X21 <--- X34	4,204	-,092
X25 <--- Y11	5,435	-,093
X25 <--- X13	5,811	-,132
X25 <--- X15	5,370	-,106
X26 <--- Y22	5,017	,098
X26 <--- Y11	4,508	,089
X26 <--- X31	14,719	,156
X26 <--- X32	5,129	,118
X26 <--- X314	11,024	,140

Model Fit Summary

CMIN

Model	NPAR	CMIN	DF	P	CMIN/DF
Default model	116	1503,963	919	,000	1,637
Saturated model	1035	,000	0		
Independence model	45	7573,212	990	,000	7,650

RMR, GFI

Model	RMR	GFI	AGFI	PGFI
Default model	,054	,722	,687	,641
Saturated model	,000	1,000		
Independence model	,506	,084	,043	,081

Baseline Comparisons

Model	NFI Delta1	RFI rho1	IFI Delta2	TLI rho2	CFI

Model	NFI Delta1	RFI rho1	IFI Delta2	TLI rho2	CFI
Default model	,801	,786	,912	,904	,911
Saturated model	1,000		1,000		1,000
Independence model	,000	,000	,000	,000	,000

Parsimony-Adjusted Measures

Model	PRATIO	PNFI	PCFI
Default model	,928	,744	,846
Saturated model	,000	,000	,000
Independence model	1,000	,000	,000

NCP

Model	NCP	LO 90	HI 90
Default model	584,963	482,557	695,252
Saturated model	,000	,000	,000
Independence model	6583,212	6309,738	6863,257

FMIN

Model	FMIN	F0	LO 90	HI 90
Default model	9,459	3,679	3,035	4,373
Saturated model	,000	,000	,000	,000
Independence model	47,630	41,404	39,684	43,165

RMSEA

Model	RMSEA	LO 90	HI 90	PCLOSE
Default model	,063	,057	,069	,000
Independence model	,205	,200	,209	,000

AIC

Model	AIC	BCC	BIC	CAIC
Default model	1735,963	1830,405	2092,683	2208,683
Saturated model	2070,000	2912,655	5252,805	6287,805
Independence model	7663,212	7699,849	7801,594	7846,594

ECVI

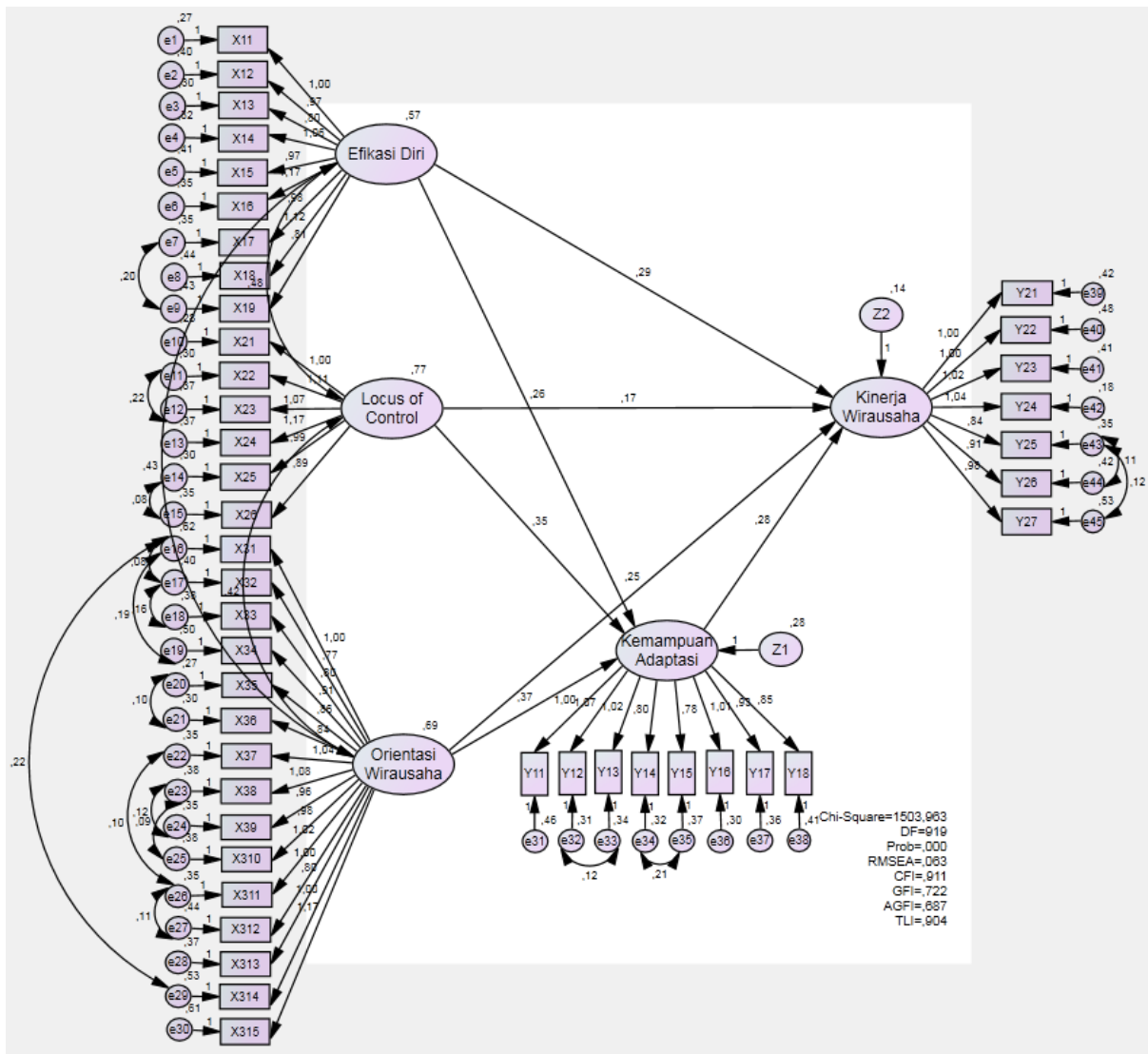
Model	ECVI	LO 90	HI 90	MECVI
Default model	10,918	10,274	11,612	11,512
Saturated model	13,019	13,019	13,019	18,319
Independence model	48,196	46,476	49,958	48,427

HOELTER

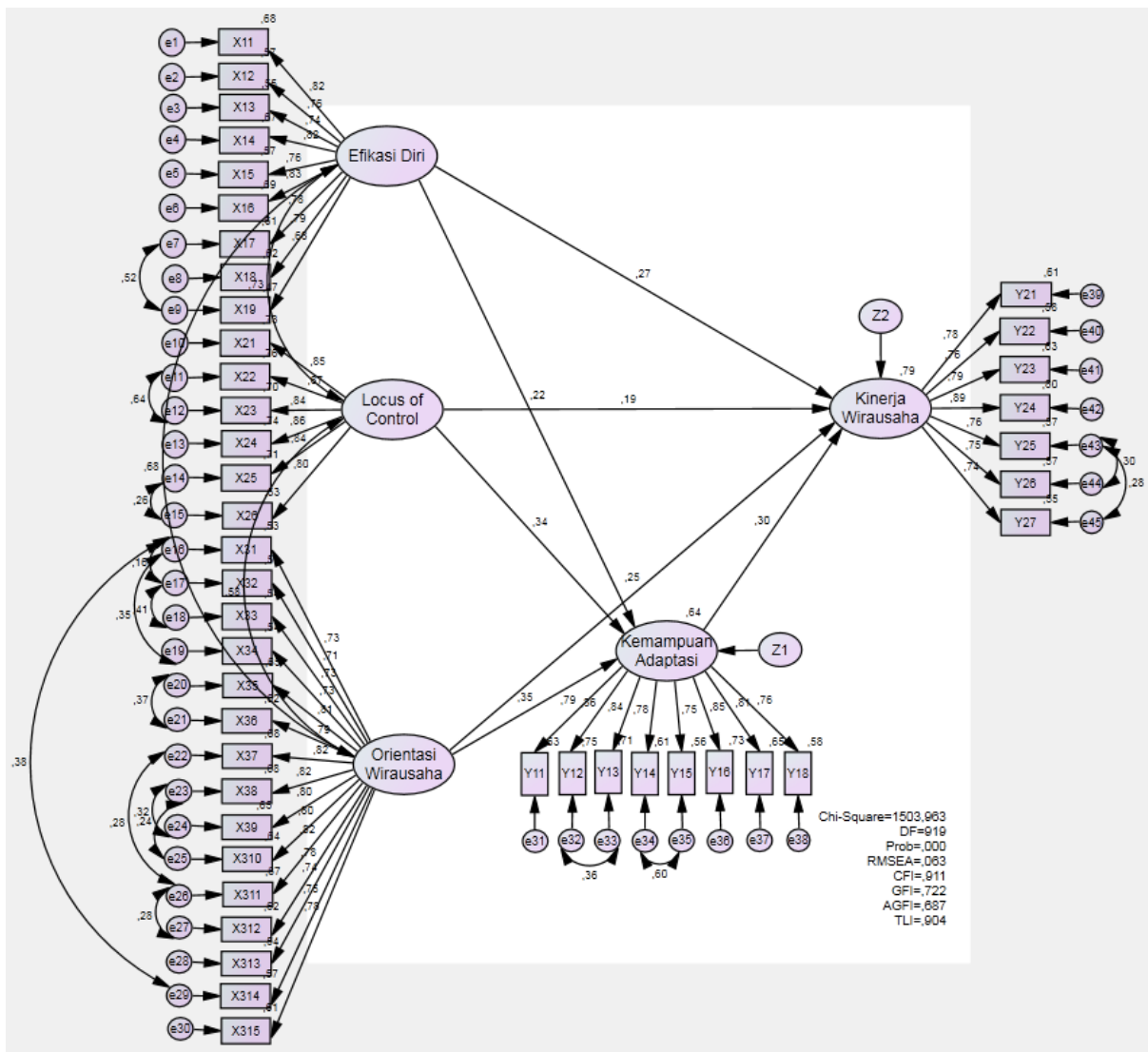
Model	HOELTER	HOELTER
	.05	.01
Default model	105	109
Independence model	23	24

Model Struktural

Unstandardized Estimates



Standardized Estimates



Assessment of normality (Group number 1)

Variable	min	max	skew	c.r.	kurtosis	c.r.
Y21	1,000	5,000	,036	,186	-,625	-1,615
Y27	1,000	5,000	-,224	-1,159	-,569	-1,468

Variable	min	max	skew	c.r.	kurtosis	c.r.
Y26	1,000	5,000	,173	,895	-,254	-,655
Y25	1,000	5,000	,276	1,424	-,587	-1,517
Y24	1,000	5,000	,167	,860	-,892	-2,303
Y22	1,000	5,000	,057	,293	-,358	-,923
Y18	1,000	5,000	-,138	-,711	-,616	-1,591
Y17	1,000	5,000	-,086	-,444	-,039	-,101
Y16	1,000	5,000	-,200	-1,031	-,079	-,204
Y15	1,000	5,000	-,104	-,535	-,372	-,961
Y14	1,000	5,000	-,283	-1,460	-,323	-,834
Y13	1,000	5,000	,065	,337	-,204	-,526
Y12	1,000	5,000	-,078	-,401	-,244	-,630
Y11	1,000	5,000	-,210	-1,085	-,731	-1,888
X35	1,000	5,000	-,179	-,924	-,684	-1,766
X36	1,000	5,000	,012	,064	-,607	-1,567
X37	1,000	5,000	,028	,144	-,538	-1,390
X38	1,000	5,000	-,252	-1,301	-,608	-1,570
X39	1,000	5,000	-,086	-,445	-,868	-2,241
X310	1,000	5,000	-,065	-,336	-,552	-1,426
X31	1,000	5,000	,147	,760	-,507	-1,308
X32	1,000	5,000	,226	1,168	-,325	-,839
X33	1,000	5,000	-,166	-,855	-,567	-1,464
X34	1,000	5,000	,028	,144	-,358	-,924
X315	1,000	5,000	-,245	-1,264	-,954	-2,464
X314	1,000	5,000	,062	,320	-,610	-1,574
X313	1,000	5,000	,135	,698	-,479	-1,236
X312	1,000	5,000	-,223	-1,151	-,476	-1,228
X311	1,000	5,000	,142	,735	-,675	-1,743
Y23	1,000	5,000	-,122	-,631	-,292	-,753
X11	1,000	5,000	,057	,295	-,695	-1,794
X12	1,000	5,000	,192	,991	-,083	-,215
X13	1,000	5,000	,170	,878	-,515	-1,328
X14	1,000	5,000	,312	1,610	-,560	-1,446
X15	1,000	5,000	-,139	-,718	,332	,858
X16	1,000	5,000	,236	1,221	-,604	-1,561
X17	1,000	5,000	-,223	-1,154	-,481	-1,242
X18	1,000	5,000	,226	1,166	-,555	-1,432
X19	1,000	5,000	,105	,540	,006	,016
X21	1,000	5,000	,130	,673	-,564	-1,455
X22	1,000	5,000	-,048	-,250	-,996	-2,572
X23	1,000	5,000	,030	,157	-,960	-2,478
X24	1,000	5,000	-,070	-,361	-,718	-1,854
X25	1,000	5,000	-,179	-,926	-,789	-2,036
X26	1,000	5,000	-,171	-,883	-,487	-1,258
Multivariate					40,657	3,954

Observations farthest from the centroid (Mahalanobis distance) (Group number 1)

Observation number	Mahalanobis d-squared	p1	p2
1	77,900	,002	,237
94	72,431	,006	,242
91	69,775	,010	,232
71	67,720	,016	,250
111	66,834	,019	,188
76	66,097	,022	,140
53	64,369	,030	,218
42	63,815	,034	,176
99	61,691	,050	,400
72	60,949	,057	,420
105	60,814	,058	,323
59	60,015	,066	,374
80	59,623	,071	,347
61	58,615	,084	,473
84	58,342	,088	,430
49	56,512	,117	,778
117	56,093	,124	,788
144	55,856	,129	,763
87	55,325	,139	,804
104	55,256	,141	,748
65	55,028	,145	,726
15	54,768	,151	,715
75	54,668	,153	,662
55	54,554	,156	,611
28	54,474	,157	,549
83	54,430	,158	,476
89	54,261	,162	,444
129	54,205	,163	,379
69	54,157	,165	,315
17	53,758	,174	,357
132	53,297	,185	,423
78	53,073	,191	,418
44	52,888	,196	,400
37	52,624	,203	,411
156	52,403	,209	,409
23	52,063	,218	,448
20	51,983	,220	,401
47	51,758	,227	,405
24	51,686	,229	,358
100	51,519	,234	,344

Observation number	Mahalanobis d-squared	p1	p2
97	51,410	,237	,313
103	51,297	,241	,285
109	51,073	,247	,292
88	50,941	,251	,272
137	50,885	,253	,231
110	50,868	,254	,185
26	50,716	,258	,175
51	50,676	,260	,142
63	50,602	,262	,119
39	50,049	,280	,202
30	49,929	,284	,186
34	49,741	,290	,187
96	49,680	,292	,159
32	49,666	,293	,124
154	49,408	,301	,141
81	49,373	,303	,113
90	49,310	,305	,094
18	49,053	,314	,108
82	48,599	,330	,169
74	48,421	,337	,172
134	48,332	,340	,154
50	48,235	,343	,138
54	48,106	,348	,131
43	48,027	,351	,114
92	47,650	,365	,161
68	46,991	,391	,314
6	46,932	,393	,280
36	46,873	,396	,247
85	46,855	,396	,205
48	46,742	,401	,192
86	46,154	,424	,337
64	45,811	,438	,413
19	45,572	,448	,449
56	45,324	,458	,489
10	45,230	,462	,466
140	45,020	,471	,492
127	44,829	,479	,510
98	44,655	,486	,521
70	44,241	,504	,633
35	44,108	,510	,627
145	44,031	,513	,598
142	43,679	,528	,681
151	43,583	,532	,662
2	43,441	,538	,661

Observation number	Mahalanobis d-squared	p1	p2
114	43,288	,545	,664
12	43,079	,554	,689
146	43,004	,557	,661
9	42,672	,571	,733
79	42,671	,571	,678
159	42,558	,576	,665
93	42,525	,577	,620
126	42,524	,577	,558
33	42,388	,583	,554
158	42,317	,586	,521
21	42,107	,595	,549
155	41,897	,604	,577
152	41,886	,605	,518
125	41,683	,613	,543
115	41,622	,616	,505
157	41,418	,624	,530

Scalar Estimates (Group number 1 - Default model)

Maximum Likelihood Estimates

Regression Weights: (Group number 1 - Default model)

		Estimate	S.E.	C.R.	P	Label
Kemampuan_Adaptasi	<--- Efikasi_Diri	,258	,119	2,165	,030	par_44
Kemampuan_Adaptasi	<--- Orientasi_Wirusaha	,374	,091	4,088	***	par_45
Kemampuan_Adaptasi	<--- Locus_of_Control	,345	,093	3,721	***	par_46
Kinerja_Wirusaha	<--- Kemampuan_Adaptasi	,278	,083	3,347	***	par_47
Kinerja_Wirusaha	<--- Efikasi_Diri	,295	,095	3,113	,002	par_48
Kinerja_Wirusaha	<--- Orientasi_Wirusaha	,247	,075	3,299	***	par_49
Kinerja_Wirusaha	<--- Locus_of_Control	,174	,076	2,305	,021	par_50
X11	<--- Efikasi_Diri	1,000				
X12	<--- Efikasi_Diri	,966	,088	11,037	***	par_1
X13	<--- Efikasi_Diri	,803	,074	10,795	***	par_2
X14	<--- Efikasi_Diri	1,058	,086	12,258	***	par_3
X15	<--- Efikasi_Diri	,972	,089	10,905	***	par_4
X22	<--- Locus_of_Control	1,106	,077	14,396	***	par_5
X23	<--- Locus_of_Control	1,067	,080	13,420	***	par_6
X34	<--- Orientasi_Wirusaha	,915	,080	11,467	***	par_7
X33	<--- Orientasi_Wirusaha	,796	,086	9,311	***	par_8
X32	<--- Orientasi_Wirusaha	,766	,078	9,831	***	par_9
X31	<--- Orientasi_Wirusaha	1,000				
X16	<--- Efikasi_Diri	1,172	,093	12,540	***	par_10
X21	<--- Locus_of_Control	1,000				
Y17	<--- Kemampuan_Adaptasi	,933	,081	11,522	***	par_11

		Estimate	S.E.	C.R.	P	Label
Y16	<--- Kemampuan_Adaptasi	1,006	,083	12,121	***	par_12
Y18	<--- Kemampuan_Adaptasi	,849	,080	10,566	***	par_13
X24	<--- Locus_of_Control	1,170	,084	13,999	***	par_14
X25	<--- Locus_of_Control	,988	,073	13,506	***	par_15
Y23	<--- Kinerja_Wirusaha	1,020	,094	10,820	***	par_16
Y24	<--- Kinerja_Wirusaha	1,039	,083	12,561	***	par_17
Y25	<--- Kinerja_Wirusaha	,837	,082	10,253	***	par_18
Y26	<--- Kinerja_Wirusaha	,910	,090	10,141	***	par_19
Y27	<--- Kinerja_Wirusaha	,977	,098	9,979	***	par_20
Y22	<--- Kinerja_Wirusaha	1,002	,097	10,355	***	par_21
Y12	<--- Kemampuan_Adaptasi	1,073	,087	12,320	***	par_22
Y13	<--- Kemampuan_Adaptasi	1,016	,086	11,820	***	par_23
Y14	<--- Kemampuan_Adaptasi	,798	,073	10,979	***	par_24
Y15	<--- Kemampuan_Adaptasi	,775	,075	10,357	***	par_25
X17	<--- Efikasi_Diri	,982	,086	11,447	***	par_26
X18	<--- Efikasi_Diri	1,116	,098	11,420	***	par_27
X19	<--- Efikasi_Diri	,808	,085	9,492	***	par_28
X26	<--- Locus_of_Control	,885	,072	12,215	***	par_29
X36	<--- Orientasi_Wirusaha	,841	,085	9,896	***	par_30
X35	<--- Orientasi_Wirusaha	,857	,085	10,127	***	par_31
X37	<--- Orientasi_Wirusaha	1,041	,101	10,310	***	par_32
X315	<--- Orientasi_Wirusaha	1,173	,118	9,922	***	par_33
X314	<--- Orientasi_Wirusaha	,999	,082	12,125	***	par_34
X313	<--- Orientasi_Wirusaha	,801	,087	9,207	***	par_35
X312	<--- Orientasi_Wirusaha	1,003	,103	9,762	***	par_36
X311	<--- Orientasi_Wirusaha	1,025	,100	10,254	***	par_37
X310	<--- Orientasi_Wirusaha	,981	,098	10,019	***	par_38
X39	<--- Orientasi_Wirusaha	,956	,095	10,070	***	par_39
X38	<--- Orientasi_Wirusaha	1,082	,105	10,336	***	par_40
Y11	<--- Kemampuan_Adaptasi	1,000				
Y21	<--- Kinerja_Wirusaha	1,000				

Standardized Regression Weights: (Group number 1 - Default model)

	Estimate
Kemampuan_Adaptasi <--- Efikasi_Diri	,220
Kemampuan_Adaptasi <--- Orientasi_Wirusaha	,351
Kemampuan_Adaptasi <--- Locus_of_Control	,342
Kinerja_Wirusaha <--- Kemampuan_Adaptasi	,301
Kinerja_Wirusaha <--- Efikasi_Diri	,273
Kinerja_Wirusaha <--- Orientasi_Wirusaha	,252
Kinerja_Wirusaha <--- Locus_of_Control	,187
X11 <--- Efikasi_Diri	,825
X12 <--- Efikasi_Diri	,757
X13 <--- Efikasi_Diri	,743
X14 <--- Efikasi_Diri	,817

		Estimate
X15	<--- Efikasi_Diri	,755
X22	<--- Locus_of_Control	,871
X23	<--- Locus_of_Control	,838
X34	<--- Orientasi_Wirausaha	,733
X33	<--- Orientasi_Wirausaha	,733
X32	<--- Orientasi_Wirausaha	,711
X31	<--- Orientasi_Wirausaha	,726
X16	<--- Efikasi_Diri	,833
X21	<--- Locus_of_Control	,855
Y17	<--- Kemampuan_Adaptasi	,809
Y16	<--- Kemampuan_Adaptasi	,853
Y18	<--- Kemampuan_Adaptasi	,763
X24	<--- Locus_of_Control	,861
X25	<--- Locus_of_Control	,845
Y23	<--- Kinerja_Wirausaha	,794
Y24	<--- Kinerja_Wirausaha	,894
Y25	<--- Kinerja_Wirausaha	,758
Y26	<--- Kinerja_Wirausaha	,753
Y27	<--- Kinerja_Wirausaha	,740
Y22	<--- Kinerja_Wirausaha	,765
Y12	<--- Kemampuan_Adaptasi	,864
Y13	<--- Kemampuan_Adaptasi	,841
Y14	<--- Kemampuan_Adaptasi	,783
Y15	<--- Kemampuan_Adaptasi	,748
X17	<--- Efikasi_Diri	,784
X18	<--- Efikasi_Diri	,786
X19	<--- Efikasi_Diri	,683
X26	<--- Locus_of_Control	,797
X36	<--- Orientasi_Wirausaha	,786
X35	<--- Orientasi_Wirausaha	,807
X37	<--- Orientasi_Wirausaha	,825
X315	<--- Orientasi_Wirausaha	,782
X314	<--- Orientasi_Wirausaha	,753
X313	<--- Orientasi_Wirausaha	,737
X312	<--- Orientasi_Wirausaha	,785
X311	<--- Orientasi_Wirausaha	,820
X310	<--- Orientasi_Wirausaha	,798
X39	<--- Orientasi_Wirausaha	,804
X38	<--- Orientasi_Wirausaha	,825
Y11	<--- Kemampuan_Adaptasi	,794
Y21	<--- Kinerja_Wirausaha	,782

Covariances: (Group number 1 - Default model)

			Estimate	S.E.	C.R.	P	Label
Efikasi_Diri	<-->	Locus_of_Control	,483	,076	6,332	***	par_41
Locus_of_Control	<-->	Orientasi_Wirausaha	,421	,080	5,287	***	par_42
Efikasi_Diri	<-->	Orientasi_Wirausaha	,426	,074	5,715	***	par_43
eror34	<-->	eror35	,205	,036	5,669	***	par_51
eror32	<-->	eror33	,116	,037	3,166	,002	par_52
eror21	<-->	eror20	,105	,027	3,828	***	par_53
eror24	<-->	eror23	,118	,033	3,531	***	par_54
eror25	<-->	eror23	,090	,033	2,727	,006	par_55
eror19	<-->	eror16	,193	,046	4,195	***	par_56
eror26	<-->	eror22	,098	,032	3,074	,002	par_57
eror26	<-->	eror27	,108	,035	3,135	,002	par_58
eror9	<-->	eror7	,199	,038	5,174	***	par_59
eror12	<-->	eror11	,216	,042	5,131	***	par_60
eror43	<-->	eror45	,120	,037	3,255	,001	par_61
eror18	<-->	eror17	,160	,037	4,377	***	par_62
eror17	<-->	eror16	,079	,034	2,339	,019	par_63
eror15	<-->	eror14	,085	,034	2,517	,012	par_64
eror29	<-->	eror16	,220	,049	4,464	***	par_65
eror43	<-->	eror44	,115	,034	3,407	***	par_66

Correlations: (Group number 1 - Default model)

			Estimate
Efikasi_Diri	<-->	Locus_of_Control	,726
Locus_of_Control	<-->	Orientasi_Wirausaha	,575
Efikasi_Diri	<-->	Orientasi_Wirausaha	,676
eror34	<-->	eror35	,599
eror32	<-->	eror33	,359
eror21	<-->	eror20	,365
eror24	<-->	eror23	,324
eror25	<-->	eror23	,235
eror19	<-->	eror16	,346
eror26	<-->	eror22	,277
eror26	<-->	eror27	,276
eror9	<-->	eror7	,517
eror12	<-->	eror11	,644
eror43	<-->	eror45	,281
eror18	<-->	eror17	,414
eror17	<-->	eror16	,160
eror15	<-->	eror14	,261
eror29	<-->	eror16	,384
eror43	<-->	eror44	,301

Variances: (Group number 1 - Default model)

	Estimate	S.E.	C.R.	P	Label
Efikasi_Diri	,572	,091	6,268	***	par_67
Locus_of_Control	,773	,117	6,619	***	par_68
Orientasi_Wirusaha	,694	,133	5,211	***	par_69
zeta1	,282	,052	5,433	***	par_70
zeta2	,142	,029	4,888	***	par_71
eror15	,349	,046	7,585	***	par_72
eror14	,303	,043	7,106	***	par_73
eror13	,369	,053	6,977	***	par_74
eror12	,372	,052	7,191	***	par_75
eror11	,301	,045	6,727	***	par_76
eror10	,284	,040	7,097	***	par_77
eror9	,427	,051	8,346	***	par_78
eror8	,441	,056	7,855	***	par_79
eror7	,346	,044	7,873	***	par_80
eror6	,346	,046	7,527	***	par_81
eror5	,406	,050	8,112	***	par_82
eror4	,320	,041	7,725	***	par_83
eror3	,300	,037	8,128	***	par_84
eror2	,398	,049	8,096	***	par_85
eror1	,269	,035	7,606	***	par_86
eror41	,408	,052	7,820	***	par_87
eror26	,354	,043	8,221	***	par_88
eror27	,435	,054	8,084	***	par_89
eror28	,374	,045	8,349	***	par_90
eror29	,529	,064	8,260	***	par_91
eror30	,606	,075	8,123	***	par_92
eror19	,499	,060	8,321	***	par_93
eror18	,378	,046	8,301	***	par_94
eror17	,397	,046	8,663	***	par_95
eror16	,622	,067	9,341	***	par_96
eror25	,381	,048	8,021	***	par_97
eror24	,348	,044	7,990	***	par_98
eror23	,382	,046	8,222	***	par_99
eror22	,353	,045	7,827	***	par_100
eror21	,303	,037	8,117	***	par_101
eror20	,272	,034	7,993	***	par_102
eror31	,462	,059	7,814	***	par_103
eror32	,307	,045	6,847	***	par_104
eror33	,337	,047	7,187	***	par_105
eror34	,316	,040	7,885	***	par_106
eror35	,372	,046	8,057	***	par_107
eror36	,299	,042	7,112	***	par_108
eror37	,363	,047	7,767	***	par_109
eror38	,407	,051	8,004	***	par_110

	Estimate	S.E.	C.R.	P	Label
eror40	,475	,059	8,024	***	par_111
eror42	,180	,029	6,268	***	par_112
eror43	,347	,043	8,104	***	par_113
eror44	,421	,052	8,077	***	par_114
eror45	,526	,064	8,156	***	par_115
eror39	,423	,054	7,829	***	par_116

Squared Multiple Correlations: (Group number 1 - Default model)

	Estimate
Kemampuan_Adaptasi	,641
Kinerja_Wirausaha	,788
Y21	,612
Y27	,548
Y26	,568
Y25	,574
Y24	,800
Y22	,585
Y18	,582
Y17	,654
Y16	,727
Y15	,560
Y14	,613
Y13	,707
Y12	,747
Y11	,630
X35	,652
X36	,618
X37	,680
X38	,680
X39	,646
X310	,636
X31	,527
X32	,506
X33	,538
X34	,538
X315	,612
X314	,567
X313	,543
X312	,616
X311	,673
Y23	,630
X11	,680
X12	,573

	Estimate
X13	,552
X14	,667
X15	,570
X16	,694
X17	,615
X18	,617
X19	,466
X21	,731
X22	,759
X23	,703
X24	,741
X25	,714
X26	,635

Total Effects (Group number 1 - Default model)

	Orientasi_Wir usaha	Locus_of_C ontrol	Efikasi_ Diri	Kemampuan_ Adaptasi	Kinerja_Wir usaha
Kemampuan_ Adaptasi	,374	,345	,258	,000	,000
Kinerja_Wirau usaha	,351	,270	,366	,278	,000
Y21	,351	,270	,366	,278	1,000
Y27	,343	,264	,358	,271	,977
Y26	,320	,246	,334	,253	,910
Y25	,294	,226	,307	,232	,837
Y24	,365	,281	,381	,288	1,039
Y22	,352	,271	,367	,278	1,002
Y18	,318	,293	,219	,849	,000
Y17	,349	,322	,241	,933	,000
Y16	,376	,348	,260	1,006	,000
Y15	,290	,268	,200	,775	,000
Y14	,298	,276	,206	,798	,000
Y13	,380	,351	,262	1,016	,000
Y12	,401	,371	,277	1,073	,000
Y11	,374	,345	,258	1,000	,000
X35	,857	,000	,000	,000	,000
X36	,841	,000	,000	,000	,000
X37	1,041	,000	,000	,000	,000
X38	1,082	,000	,000	,000	,000
X39	,956	,000	,000	,000	,000
X310	,981	,000	,000	,000	,000
X31	1,000	,000	,000	,000	,000

	Orientasi_Wir usaha	Locus_of_C ontrol	Efikasi_ Diri	Kemampuan_ Adaptasi	Kinerja_Wir usaha
X32	,766	,000	,000	,000	,000
X33	,796	,000	,000	,000	,000
X34	,915	,000	,000	,000	,000
X315	1,173	,000	,000	,000	,000
X314	,999	,000	,000	,000	,000
X313	,801	,000	,000	,000	,000
X312	1,003	,000	,000	,000	,000
X311	1,025	,000	,000	,000	,000
Y23	,358	,275	,374	,283	1,020
X11	,000	,000	1,000	,000	,000
X12	,000	,000	,966	,000	,000
X13	,000	,000	,803	,000	,000
X14	,000	,000	1,058	,000	,000
X15	,000	,000	,972	,000	,000
X16	,000	,000	1,172	,000	,000
X17	,000	,000	,982	,000	,000
X18	,000	,000	1,116	,000	,000
X19	,000	,000	,808	,000	,000
X21	,000	1,000	,000	,000	,000
X22	,000	1,106	,000	,000	,000
X23	,000	1,067	,000	,000	,000
X24	,000	1,170	,000	,000	,000
X25	,000	,988	,000	,000	,000
X26	,000	,885	,000	,000	,000

Standardized Total Effects (Group number 1 - Default model)

	Orientasi_Wir usaha	Locus_of_C ontrol	Efikasi_ Diri	Kemampuan_ Adaptasi	Kinerja_Wir usaha
Kemampuan_ Adaptasi	,351	,342	,220	,000	,000
Kinerja_Wirau saha	,358	,291	,339	,301	,000
Y21	,280	,227	,265	,236	,782
Y27	,265	,215	,251	,223	,740
Y26	,270	,219	,256	,227	,753
Y25	,271	,220	,257	,228	,758
Y24	,320	,260	,304	,270	,894
Y22	,274	,222	,260	,231	,765
Y18	,268	,261	,168	,763	,000
Y17	,284	,277	,178	,809	,000
Y16	,299	,292	,188	,853	,000

	Orientasi_Wir usaha	Locus_of_C ontrol	Efikasi_ Diri	Kemampuan_ Adaptasi	Kinerja_Wir usaha
Y15	,263	,256	,165	,748	,000
Y14	,275	,268	,172	,783	,000
Y13	,295	,288	,185	,841	,000
Y12	,304	,296	,190	,864	,000
Y11	,279	,272	,175	,794	,000
X35	,807	,000	,000	,000	,000
X36	,786	,000	,000	,000	,000
X37	,825	,000	,000	,000	,000
X38	,825	,000	,000	,000	,000
X39	,804	,000	,000	,000	,000
X310	,798	,000	,000	,000	,000
X31	,726	,000	,000	,000	,000
X32	,711	,000	,000	,000	,000
X33	,733	,000	,000	,000	,000
X34	,733	,000	,000	,000	,000
X315	,782	,000	,000	,000	,000
X314	,753	,000	,000	,000	,000
X313	,737	,000	,000	,000	,000
X312	,785	,000	,000	,000	,000
X311	,820	,000	,000	,000	,000
Y23	,284	,231	,269	,239	,794
X11	,000	,000	,825	,000	,000
X12	,000	,000	,757	,000	,000
X13	,000	,000	,743	,000	,000
X14	,000	,000	,817	,000	,000
X15	,000	,000	,755	,000	,000
X16	,000	,000	,833	,000	,000
X17	,000	,000	,784	,000	,000
X18	,000	,000	,786	,000	,000
X19	,000	,000	,683	,000	,000
X21	,000	,855	,000	,000	,000
X22	,000	,871	,000	,000	,000
X23	,000	,838	,000	,000	,000
X24	,000	,861	,000	,000	,000
X25	,000	,845	,000	,000	,000
X26	,000	,797	,000	,000	,000

Direct Effects (Group number 1 - Default model)

	Orientasi_Wir usaha	Locus_of_C ontrol	Efikasi_ Diri	Kemampuan_ Adaptasi	Kinerja_Wir usaha
Kemampuan_	,374	,345	,258	,000	,000

	Orientasi_Wir usaha	Locus_of_C ontrol	Efikasi_ Diri	Kemampuan_ Adaptasi	Kinerja_Wir usaha
Adaptasi Kinerja_Wirau saha	,247	,174	,295	,278	,000
Y21	,000	,000	,000	,000	1,000
Y27	,000	,000	,000	,000	,977
Y26	,000	,000	,000	,000	,910
Y25	,000	,000	,000	,000	,837
Y24	,000	,000	,000	,000	1,039
Y22	,000	,000	,000	,000	1,002
Y18	,000	,000	,000	,849	,000
Y17	,000	,000	,000	,933	,000
Y16	,000	,000	,000	1,006	,000
Y15	,000	,000	,000	,775	,000
Y14	,000	,000	,000	,798	,000
Y13	,000	,000	,000	1,016	,000
Y12	,000	,000	,000	1,073	,000
Y11	,000	,000	,000	1,000	,000
X35	,857	,000	,000	,000	,000
X36	,841	,000	,000	,000	,000
X37	1,041	,000	,000	,000	,000
X38	1,082	,000	,000	,000	,000
X39	,956	,000	,000	,000	,000
X310	,981	,000	,000	,000	,000
X31	1,000	,000	,000	,000	,000
X32	,766	,000	,000	,000	,000
X33	,796	,000	,000	,000	,000
X34	,915	,000	,000	,000	,000
X315	1,173	,000	,000	,000	,000
X314	,999	,000	,000	,000	,000
X313	,801	,000	,000	,000	,000
X312	1,003	,000	,000	,000	,000
X311	1,025	,000	,000	,000	,000
Y23	,000	,000	,000	,000	1,020
X11	,000	,000	1,000	,000	,000
X12	,000	,000	,966	,000	,000
X13	,000	,000	,803	,000	,000
X14	,000	,000	1,058	,000	,000
X15	,000	,000	,972	,000	,000
X16	,000	,000	1,172	,000	,000
X17	,000	,000	,982	,000	,000
X18	,000	,000	1,116	,000	,000
X19	,000	,000	,808	,000	,000
X21	,000	1,000	,000	,000	,000

	Orientasi_Wir usaha	Locus_of_C ontrol	Efikasi_ Diri	Kemampuan_ Adaptasi	Kinerja_Wir usaha
X22	,000	1,106	,000	,000	,000
X23	,000	1,067	,000	,000	,000
X24	,000	1,170	,000	,000	,000
X25	,000	,988	,000	,000	,000
X26	,000	,885	,000	,000	,000

Standardized Direct Effects (Group number 1 - Default model)

	Orientasi_Wir usaha	Locus_of_C ontrol	Efikasi_ Diri	Kemampuan_ Adaptasi	Kinerja_Wir usaha
Kemampuan_ Adaptasi	,351	,342	,220	,000	,000
Kinerja_Wirau usaha	,252	,187	,273	,301	,000
Y21	,000	,000	,000	,000	,782
Y27	,000	,000	,000	,000	,740
Y26	,000	,000	,000	,000	,753
Y25	,000	,000	,000	,000	,758
Y24	,000	,000	,000	,000	,894
Y22	,000	,000	,000	,000	,765
Y18	,000	,000	,000	,763	,000
Y17	,000	,000	,000	,809	,000
Y16	,000	,000	,000	,853	,000
Y15	,000	,000	,000	,748	,000
Y14	,000	,000	,000	,783	,000
Y13	,000	,000	,000	,841	,000
Y12	,000	,000	,000	,864	,000
Y11	,000	,000	,000	,794	,000
X35	,807	,000	,000	,000	,000
X36	,786	,000	,000	,000	,000
X37	,825	,000	,000	,000	,000
X38	,825	,000	,000	,000	,000
X39	,804	,000	,000	,000	,000
X310	,798	,000	,000	,000	,000
X31	,726	,000	,000	,000	,000
X32	,711	,000	,000	,000	,000
X33	,733	,000	,000	,000	,000
X34	,733	,000	,000	,000	,000
X315	,782	,000	,000	,000	,000
X314	,753	,000	,000	,000	,000
X313	,737	,000	,000	,000	,000
X312	,785	,000	,000	,000	,000

	Orientasi_Wir usaha	Locus_of_C ontrol	Efikasi_ Diri	Kemampuan_ Adaptasi	Kinerja_Wir usaha
X311	,820	,000	,000	,000	,000
Y23	,000	,000	,000	,000	,794
X11	,000	,000	,825	,000	,000
X12	,000	,000	,757	,000	,000
X13	,000	,000	,743	,000	,000
X14	,000	,000	,817	,000	,000
X15	,000	,000	,755	,000	,000
X16	,000	,000	,833	,000	,000
X17	,000	,000	,784	,000	,000
X18	,000	,000	,786	,000	,000
X19	,000	,000	,683	,000	,000
X21	,000	,855	,000	,000	,000
X22	,000	,871	,000	,000	,000
X23	,000	,838	,000	,000	,000
X24	,000	,861	,000	,000	,000
X25	,000	,845	,000	,000	,000
X26	,000	,797	,000	,000	,000

Indirect Effects (Group number 1 - Default model)

	Orientasi_Wir usaha	Locus_of_C ontrol	Efikasi_ Diri	Kemampuan_ Adaptasi	Kinerja_Wir usaha
Kemampuan_ Adaptasi	,000	,000	,000	,000	,000
Kinerja_Wirau usaha	,104	,096	,072	,000	,000
Y21	,351	,270	,366	,278	,000
Y27	,343	,264	,358	,271	,000
Y26	,320	,246	,334	,253	,000
Y25	,294	,226	,307	,232	,000
Y24	,365	,281	,381	,288	,000
Y22	,352	,271	,367	,278	,000
Y18	,318	,293	,219	,000	,000
Y17	,349	,322	,241	,000	,000
Y16	,376	,348	,260	,000	,000
Y15	,290	,268	,200	,000	,000
Y14	,298	,276	,206	,000	,000
Y13	,380	,351	,262	,000	,000
Y12	,401	,371	,277	,000	,000
Y11	,374	,345	,258	,000	,000
X35	,000	,000	,000	,000	,000
X36	,000	,000	,000	,000	,000

	Orientasi_Wir usaha	Locus_of_C ontrol	Efikasi_ Diri	Kemampuan_ Adaptasi	Kinerja_Wir usaha
X37	,000	,000	,000	,000	,000
X38	,000	,000	,000	,000	,000
X39	,000	,000	,000	,000	,000
X310	,000	,000	,000	,000	,000
X31	,000	,000	,000	,000	,000
X32	,000	,000	,000	,000	,000
X33	,000	,000	,000	,000	,000
X34	,000	,000	,000	,000	,000
X315	,000	,000	,000	,000	,000
X314	,000	,000	,000	,000	,000
X313	,000	,000	,000	,000	,000
X312	,000	,000	,000	,000	,000
X311	,000	,000	,000	,000	,000
Y23	,358	,275	,374	,283	,000
X11	,000	,000	,000	,000	,000
X12	,000	,000	,000	,000	,000
X13	,000	,000	,000	,000	,000
X14	,000	,000	,000	,000	,000
X15	,000	,000	,000	,000	,000
X16	,000	,000	,000	,000	,000
X17	,000	,000	,000	,000	,000
X18	,000	,000	,000	,000	,000
X19	,000	,000	,000	,000	,000
X21	,000	,000	,000	,000	,000
X22	,000	,000	,000	,000	,000
X23	,000	,000	,000	,000	,000
X24	,000	,000	,000	,000	,000
X25	,000	,000	,000	,000	,000
X26	,000	,000	,000	,000	,000

Standardized Indirect Effects (Group number 1 - Default model)

	Orientasi_Wir usaha	Locus_of_C ontrol	Efikasi_ Diri	Kemampuan_ Adaptasi	Kinerja_Wir usaha
Kemampuan_ Adaptasi	,000	,000	,000	,000	,000
Kinerja_Wirau usaha	,106	,103	,066	,000	,000
Y21	,280	,227	,265	,236	,000
Y27	,265	,215	,251	,223	,000
Y26	,270	,219	,256	,227	,000
Y25	,271	,220	,257	,228	,000

	Orientasi_Wir usaha	Locus_of_C ontrol	Efikasi_ Diri	Kemampuan_ Adaptasi	Kinerja_Wir usaha
Y24	,320	,260	,304	,270	,000
Y22	,274	,222	,260	,231	,000
Y18	,268	,261	,168	,000	,000
Y17	,284	,277	,178	,000	,000
Y16	,299	,292	,188	,000	,000
Y15	,263	,256	,165	,000	,000
Y14	,275	,268	,172	,000	,000
Y13	,295	,288	,185	,000	,000
Y12	,304	,296	,190	,000	,000
Y11	,279	,272	,175	,000	,000
X35	,000	,000	,000	,000	,000
X36	,000	,000	,000	,000	,000
X37	,000	,000	,000	,000	,000
X38	,000	,000	,000	,000	,000
X39	,000	,000	,000	,000	,000
X310	,000	,000	,000	,000	,000
X31	,000	,000	,000	,000	,000
X32	,000	,000	,000	,000	,000
X33	,000	,000	,000	,000	,000
X34	,000	,000	,000	,000	,000
X315	,000	,000	,000	,000	,000
X314	,000	,000	,000	,000	,000
X313	,000	,000	,000	,000	,000
X312	,000	,000	,000	,000	,000
X311	,000	,000	,000	,000	,000
Y23	,284	,231	,269	,239	,000
X11	,000	,000	,000	,000	,000
X12	,000	,000	,000	,000	,000
X13	,000	,000	,000	,000	,000
X14	,000	,000	,000	,000	,000
X15	,000	,000	,000	,000	,000
X16	,000	,000	,000	,000	,000
X17	,000	,000	,000	,000	,000
X18	,000	,000	,000	,000	,000
X19	,000	,000	,000	,000	,000
X21	,000	,000	,000	,000	,000
X22	,000	,000	,000	,000	,000
X23	,000	,000	,000	,000	,000
X24	,000	,000	,000	,000	,000
X25	,000	,000	,000	,000	,000
X26	,000	,000	,000	,000	,000

Modification Indices (Group number 1 - Default model)**Covariances: (Group number 1 - Default model)**

	M.I.	Par Change
eror39 <--> zeta1	10,066	,103
eror39 <--> zeta2	11,697	-,084
eror42 <--> zeta1	5,166	-,053
eror38 <--> eror44	6,061	,082
eror37 <--> eror44	10,852	-,106
eror37 <--> eror42	5,803	,060
eror36 <--> Efikasi_Diri	5,818	-,060
eror36 <--> eror42	6,404	-,059
eror36 <--> eror40	8,599	,100
eror35 <--> eror37	6,911	-,066
eror34 <--> Orientasi_Wirusaha	4,008	-,047
eror33 <--> eror42	8,586	-,064
eror33 <--> eror36	4,015	,053
eror33 <--> eror34	5,492	,048
eror32 <--> eror36	8,663	,075
eror31 <--> Orientasi_Wirusaha	6,857	-,097
eror31 <--> Efikasi_Diri	7,031	,079
eror31 <--> eror39	28,662	,209
eror31 <--> eror44	5,461	-,084
eror31 <--> eror40	6,142	-,102
eror31 <--> eror37	4,439	,076
eror20 <--> eror44	7,897	-,070
eror22 <--> eror35	11,545	,078
eror22 <--> eror34	7,721	-,060
eror22 <--> eror31	8,521	-,098
eror23 <--> eror31	4,168	-,067
eror24 <--> eror22	4,070	,054
eror25 <--> eror24	6,664	,072
eror16 <--> eror33	12,282	-,103
eror16 <--> eror22	4,470	-,065
eror17 <--> eror42	6,126	,054
eror18 <--> eror22	10,566	-,086
eror18 <--> eror25	7,101	,074
eror18 <--> eror16	11,227	,099
eror19 <--> eror34	5,266	-,056
eror19 <--> eror17	4,573	,064
eror19 <--> eror18	4,131	-,061
eror30 <--> eror39	4,189	,090
eror30 <--> eror45	4,910	-,101
eror30 <--> eror37	14,832	-,159

	M.I.	Par Change
eror30 <--> eror25	6,209	-,099
eror29 <--> eror40	5,347	,090
eror29 <--> eror17	5,902	,074
eror29 <--> eror19	7,486	,097
eror28 <--> eror38	6,526	-,085
eror28 <--> eror32	4,969	,061
eror27 <--> eror33	7,500	,079
eror27 <--> eror22	6,066	,075
eror27 <--> eror17	6,050	-,072
eror26 <--> eror34	4,203	,041
eror26 <--> eror33	5,897	-,060
eror26 <--> eror20	5,680	,052
eror26 <--> eror19	4,315	-,061
eror1 <--> Orientasi_Wirausaha	4,313	,059
eror1 <--> zeta2	4,929	,045
eror1 <--> eror28	10,522	,090
eror2 <--> Locus_of_Control	6,273	-,086
eror2 <--> eror21	4,420	,057
eror2 <--> eror22	5,427	,072
eror2 <--> eror17	4,968	,066
eror2 <--> eror26	4,026	-,058
eror3 <--> zeta1	7,258	,072
eror3 <--> eror25	4,751	-,061
eror3 <--> eror1	6,573	,064
eror3 <--> eror2	5,615	,070
eror4 <--> eror43	4,666	,056
eror4 <--> eror42	4,219	,048
eror5 <--> zeta2	4,513	-,051
eror5 <--> eror44	4,287	-,069
eror6 <--> zeta1	4,347	-,062
eror6 <--> eror28	15,358	-,124
eror7 <--> Locus_of_Control	5,542	,064
eror7 <--> eror44	8,876	,077
eror7 <--> eror43	4,295	-,046
eror7 <--> eror40	4,619	,064
eror7 <--> eror33	4,161	,047
eror7 <--> eror4	11,423	-,083
eror8 <--> Locus_of_Control	5,390	,085
eror8 <--> zeta1	5,809	-,080
eror8 <--> eror40	5,705	-,096
eror8 <--> eror36	5,149	-,075
eror8 <--> eror1	4,446	-,064
eror8 <--> eror2	4,936	-,081
eror8 <--> eror3	9,854	-,099

	M.I.	Par Change
eror8 <--> eror6	5,218	,080
eror8 <--> eror7	13,877	,106
eror9 <--> zeta2	4,401	-,043
eror9 <--> eror43	4,651	,052
eror9 <--> eror5	4,206	,061
eror9 <--> eror6	4,503	-,060
eror10 <--> eror36	6,360	-,071
eror10 <--> eror19	4,370	-,065
eror10 <--> eror3	6,223	-,066
eror10 <--> eror8	5,097	,074
eror11 <--> eror45	5,371	,057
eror11 <--> eror8	4,078	,049
eror12 <--> eror8	4,430	-,055
eror13 <--> eror41	5,658	-,086
eror13 <--> eror1	4,191	-,061
eror13 <--> eror8	4,397	,079
eror14 <--> Efikasi_Diri	4,489	-,049
eror14 <--> eror31	9,323	-,098
eror14 <--> eror7	4,852	,051
eror15 <--> eror40	4,496	,071
eror15 <--> eror22	5,886	-,067
eror15 <--> eror16	10,009	,097
eror15 <--> eror29	4,211	,065
eror15 <--> eror8	4,312	-,068

Variances: (Group number 1 - Default model)

	M.I.	Par Change
--	------	------------

Regression Weights: (Group number 1 - Default model)

	M.I.	Par Change
Y21 <--- Kemampuan_Adaptasi	6,147	,157
Y21 <--- Y18	5,570	,130
Y21 <--- Y17	5,892	,129
Y21 <--- Y16	4,124	,105
Y21 <--- Y11	24,907	,243
Y21 <--- X315	4,172	,089
Y24 <--- Y16	5,928	-,090
Y24 <--- Y13	6,816	-,095
Y24 <--- X32	4,681	,094
Y22 <--- X18	4,914	-,118
Y18 <--- Y15	4,497	,122
Y17 <--- X315	4,324	-,085

	M.I.	Par Change
Y16 <--- X11	5,940	-,126
Y16 <--- X18	7,662	-,122
Y15 <--- X37	8,404	,108
Y15 <--- X34	4,827	,082
Y15 <--- X315	4,176	,064
Y14 <--- X37	5,064	-,078
Y14 <--- X34	5,205	-,080
Y13 <--- X31	6,985	-,102
Y11 <--- Y21	14,163	,205
Y11 <--- X37	4,773	-,118
Y11 <--- X13	4,052	,140
Y11 <--- X16	4,130	,109
Y11 <--- X18	5,265	,122
X37 <--- Y11	5,390	-,097
X37 <--- X33	5,277	-,119
X310 <--- Y13	4,291	-,095
X31 <--- X33	6,185	,144
X31 <--- X26	6,312	,135
X315 <--- Y15	6,662	,181
X315 <--- Y14	5,774	,171
X313 <--- X16	6,212	-,117
X312 <--- Y13	9,074	,145
X312 <--- Y12	4,919	,104
X312 <--- X31	4,108	-,091
X312 <--- X32	5,292	-,132
X312 <--- X24	4,254	,089
X11 <--- X313	9,192	,148
X12 <--- X21	4,809	-,111
X12 <--- X24	4,491	-,093
X13 <--- Y17	5,629	,105
X13 <--- Y12	6,640	,106
X13 <--- Y11	4,659	,087
X15 <--- Y21	5,193	-,115
X15 <--- Y26	6,038	-,131
X16 <--- Y17	5,419	-,114
X16 <--- Y12	4,600	-,098
X16 <--- X313	8,182	-,159
X17 <--- Y26	4,943	,092
X17 <--- X18	4,819	,084
X17 <--- X25	4,977	,089
X18 <--- Y16	4,223	-,109
X18 <--- X36	4,348	-,130
X18 <--- X13	4,124	-,138
X18 <--- X17	6,997	,155

	M.I.	Par Change
X18 <--- X21	4,678	,117
X18 <--- X24	4,284	,096
X21 <--- X34	4,204	-,092
X25 <--- Y11	5,435	-,093
X25 <--- X13	5,811	-,132
X25 <--- X15	5,370	-,106
X26 <--- Y22	5,017	,098
X26 <--- Y11	4,508	,089
X26 <--- X31	14,719	,156
X26 <--- X32	5,129	,118
X26 <--- X314	11,024	,140

Model Fit Summary

CMIN

Model	NPAR	CMIN	DF	P	CMIN/DF
Default model	116	1503,963	919	,000	1,637
Saturated model	1035	,000	0		
Independence model	45	7573,212	990	,000	7,650

RMR, GFI

Model	RMR	GFI	AGFI	PGFI
Default model	,054	,722	,687	,641
Saturated model	,000	1,000		
Independence model	,506	,084	,043	,081

Baseline Comparisons

Model	NFI Delta1	RFI rho1	IFI Delta2	TLI rho2	CFI
Default model	,801	,786	,912	,904	,911
Saturated model	1,000		1,000		1,000
Independence model	,000	,000	,000	,000	,000

Parsimony-Adjusted Measures

Model	PRATIO	PNFI	PCFI
Default model	,928	,744	,846
Saturated model	,000	,000	,000
Independence model	1,000	,000	,000

NCP

Model	NCP	LO 90	HI 90
Default model	584,963	482,557	695,252
Saturated model	,000	,000	,000
Independence model	6583,212	6309,738	6863,257

FMIN

Model	FMIN	F0	LO 90	HI 90
Default model	9,459	3,679	3,035	4,373
Saturated model	,000	,000	,000	,000
Independence model	47,630	41,404	39,684	43,165

RMSEA

Model	RMSEA	LO 90	HI 90	PCLOSE
Default model	,063	,057	,069	,000
Independence model	,205	,200	,209	,000

AIC

Model	AIC	BCC	BIC	CAIC
Default model	1735,963	1830,405	2092,683	2208,683
Saturated model	2070,000	2912,655	5252,805	6287,805
Independence model	7663,212	7699,849	7801,594	7846,594

ECVI

Model	ECVI	LO 90	HI 90	MECVI
Default model	10,918	10,274	11,612	11,512
Saturated model	13,019	13,019	13,019	18,319
Independence model	48,196	46,476	49,958	48,427

HOELTER

Model	HOELTER .05	HOELTER .01
Default model	105	109
Independence model	23	24