DAFTAR PUSTAKA

Asriyana, Sulistiono, & M. F. Rahardjo. 2004. Kebiasaan Makanan Ikan Tembang, *Sardinella Fimbriata* Val.(Fam. Clupeidae) Di Perairan Teluk Kendari Sulawesi Tenggara. Jurnal Iktiologi Indonesia 4 (1): 43–50.

Budiyanto &Suyarso. 2010. Monitoring Terumbu Karang Pangkadjene Kepulauan Liukkang Tuppabiring. COREMAP II – LIPI. Jakarta., 71.

BPS [Badan Pusat Statistik]. 2011. Kabupaten Pangkajene Dan Kepulauan Dalam Angka Tahun 2010. Makassar.

Effendie, M. I. 1979. Biologi Perikanan. Bagian I. Studi Natural Histori. Fakultas Perikanan. IPB.

———. 1997. Biologi Perikanan. Yayasan Pustaka Nusantara. Bogor.155 hal.

———. 2002. Biologi Perikanan. Yayasan Pustaka Nusantara. Yogyakarta. 163 hal.

ElHaweet, A. E. A. 2013. Biological Studies of the Invasive Species *Nemipterus Japonicus* (Bloch, 1791) as a Red Sea Immigrant into the Mediterranean. The Egyptian Journal of Aquatic Research39 (4): 267–74.

Fitrinawati, H. 2004. Kebiasaan Makan Ikan Rejung *(Sillago Sihama)* Di Perairan Pantai Manyangan, Subang, Jawa Barat. Skripsi, Institut Pertanian Bogor (IPB), Bogor.

Guglielmo, L & A. Ionora (eds). 1995. Copepods. Atlas of marine zooplankton Straits of Magellan. Springer Verlag, Berlin, 1-279.

Hariyadi S. 1983. Studi Makanan Alami Ikan-ikan Mujair, *Sarotherodon mossambicus* (Trewavas), Nila *Saratheredon niloticus* (Trewavas), Lele *Clarias batrachus* (Linneaus), Gabus *Ophiecephalus striatus* Bloch; dan Mas *Cyprinus carpio* Linnaeus di Situ Cuburuy, Kabupaten Bandung.

Hickling, C. F. 1971. Tropical Inland Fisheries.Tropical Agriculture Series (United Kingdom) Eng. New York.

Karachle, P. K., & Stergiou, K. I. 2010. Intestine Morphometrics Of Fishes: A Compilation And Analysis Of Bibliographic Data. Acta Ichthyologica Et Piscatoria, 40(1).

Natarajan, A. V., & Jhingran, A. G. 1961. Index of preponderance a method of grading the food elements in the stomach analysis of fishes. Indian Journal of Fisheries, 8 (1), 54-59.

Nico, M., Riyadi, P. H., & Wijayanti, I. 2014. Pengaruh penambahan karagenan terhadap kualitas sosis ikan kurisi (Nemipterus sp.) dan sosis ikan nila (Oreochromis sp.). Jurnal Pengolahan dan Bioteknologi Hasil Perikanan, 3(2),

99-105.

Nikolsky, G. V. 1963. The Ecology of Fishes. Vol. 352. Academic press London.

Nurmaningsih, M.F. Rahardjo, dan S. Sukimin. 2005. Pemanfaatan makanan oleh ikan-ikan dominan di perairan waduk Ir. H. Djuanda. Jurnal Iktiologi Indonesia 4(2).

Perry, R. 2003. A Guide to the marine plankton of southern California. Mar Sci Center, Ocean Globe, 3, 1-17.

Pratiwi, D., Setyawati, T. R., & Yanti, A. H. 2020. Food Habit of Seluang Batu (Paracrossochilus vittatus Boulenger 1894) in Mentuka River Sekadau Districts West Kalimantan Province. Jurnal ilmu dasar, 21(1), 11-18.

Prianto, E., Suryati, N. K., & Kamal, M. M. 2016. Keragaman Jenis Ikan Dan Kebiasaan Makan Di Muara Sungai Musi.Bawal Widya Riset Perikanan Tangkap 4 (1): 35–43.

Priyanie. M. M. 2006. Pertumbuhan dan Karakter Morfometrik – Meristik Ikan Kurisi (*Pristipomoidesn filamentosus,* Valenciennes 1830) di Perairan Laut Dalam Pelabuhan Ratu, Sukabumi, Jawa Barat. Skripsi. Fakultas Perikanan dan Ilmu Kelautan, Insitut Pertanian Bogor. 68 hal.

Putra, E. D. 2011. Potensi Pengembangan Kawasan Minapolitan Di Kecamatan Labakkang Kabupaten Pangkep.Universitas Islam Negeri Alauddin Makassar.

Rahayu, D. P. 2016. Biologi Reproduksi Ikan Kurisi *(Nemipterus japonicus* Bloch, 1791) di Perairan Selat Sunda. Skripsi. Fakultas Perikanan dan Ilmu Kelautan. Insitut Pertanian Bogor. Bogor.

Russell, B. C. 1990. Vol. 12.Nemipterid Fishes Of The World (Threadfin breams, Whiptail breams, Monoclebreams, Dwarf monocle breams, and coral breams*)* Family Nemipteridae. FAO, Rome: 163 hlm.

Sachlan, M. 1972. Planktonologi. Correspondence Course Centre. Jakarta.

Siregar, E. B. 1997. Pendugaan stok dan parameter biologi ikan kurisi *(Nemipterus japonicus)* di perairan Teluk Lampung. Skripsi. Program Studi Llmu Kelautan, Fakultas Perikanan, IPB.

Sjafei & Robiyan. 2010. Kebiasaan Makanan Dan Faktor KondisiIkan Kurisi, *Nemipterus Tambuloides* Blkr. Di Perairan Teluk Labuan, Banten [Food Habits and Condition Factor of Fiveline Threadfin Bream, *Nemipterus tambuloides* Blkr. in Labuan Bay, Banten]. *Jurnal Iktiologi Indonesia*, *1*(1), 7–11.

World Register of Marine Species. 2020. *Nemipterus Japonicus* (Bloch, 1791)." *Accessed http://www.marinespecies.org/aphia.php?p=taxdetails&id=218515*.

Sulistiyawati, E. T. 2011. Pengelolaan Sumber Daya Ikan Kurisi *(Nemipterus Furcosus)*

Berdasarkan Model Produksi Surplus Di Teluk Banten, Kabupaten Serang, Provinsi Banten. Skripsi. Fakultas Perikanan Dan Ilmu Kelautan. IPB. Bogor.

Syahputra, A, Zainal A. M., & Cut N. D. 2016. Kebiasaan Makan Ikan Lontok *(Ophiocara Porocephala)* Di Perairan Sungai Iyu, Kecamatan Bendahara, Kabupaten Aceh Tamiang Provinsi Aceh. Syiah Kuala University.

Tarigan, I. 1995. Pendugaan Potensi Lestari Maksimum Ikan Kurisi *(Nemipterus sp*) dengan menggunakan Metode "Swept Area" di Perairan Kalimantan Timur. Skripsi. Program Studi Ilmu Kelautan, Fakultas Perikanan. Insitut Pertanian Bogor. Bogor.

Ward-Campbell, B. M. S., Beamish, F. W. H., & Kongchaiya, C. 2005. Morphological characteristics in relation to diet in five coexisting Thai fish species. Journal of fish biology, 67(5), 1266-1279.

Welcomme, R. 2008. Inland Fisheries: Ecology and Management. John Wiley & Sons.

Wijaya, F. H. 2015. Kebiasaan Makanan Ikan Tawes, (*Barbonymous gonionotus,* Bleeker 1850) di Perairan Danau Tempe, Kabupaten Wajo, Sulawesi Selatan.

Zuliani, Z., Muchlisin, Z. A. & Nurfadillah, N. 2016. Kebiasaan Makanan Dan Hubungan Panjang Berat Ikan Julung-Julung (Dermogenys Sp.) Di Sungai Alur Hitam Kecamatan Bendahara Kabupaten Aceh Tamiang. Syiah Kuala University.

LAMPIRAN

Lampiran 1. Gambar dan klasifikasi jenis makanan ikan kurisi, (*Nemipterus japonicus* Bloch, 1791)



Penaeus stadia mysis



Trichodesmium erythraeum



Triploceras gracile Bail v. undulatum



Melosira granulata



Coscinodiscus marginatus



Coscinodiscus marginatus



Arcella sp

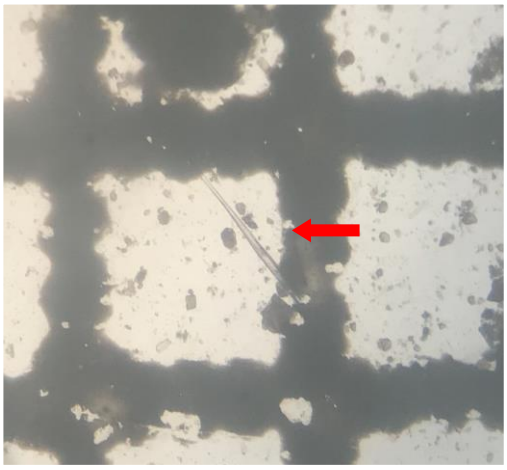

Rhizosolenia sp



Phacus agilis

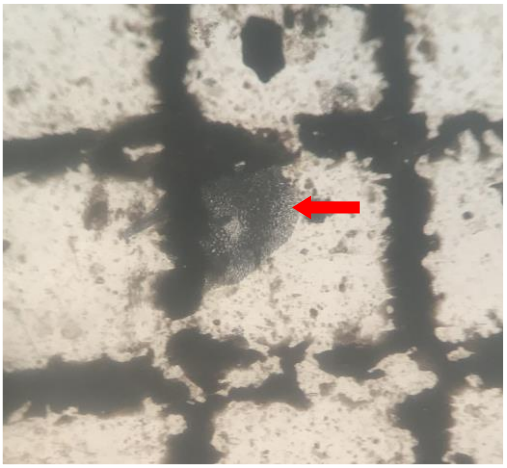

Microcystis aeruginosa



Anabaenopsis raciborskii



Proboscia alata

Kingdom : Animalia
Phylum : Arthropoda
Subphylum : Crustacea
Superclass : Multicrustacea
Class : Malacostraca
Subclass : Eumalacostraca
Superorder : Eucarida
Order : Decapoda
Suborder : Dendrobranchiata
Superfamily : Penaeoidea
Family : Penaeidae
Genus : *Penaeus*

Empire : Eukaryota
Kingdom : Chromista
Phylum : Bacillariophyta
Subphylum : Coscinodiscophytina
Class : Coscinodiscophyceae
Subclass : Melosirophycidae
Order : Melosirales
Family : Melosiraceae
Genus : *Melosira*
Spesies : *Melosira granulata*

Empire : Prokaryota
Kingdom : Eubacteria
Subkingdom : Negibacteria
Phylum : Cyanobacteria
Class : Cyanophyceae
Subclass : Nostocophycidae
Order : Nostocales
Family : Aphanizomenonaceae
Genus : *Anabaenopsis*
Spesies :*A.*raciborskii

Empire : Prokaryota
Kingdom : Eubacteria
Subkingdom : Negibacteria
Phylum : Cyanobacteria
Class : Cyanophyceae
Subclass : Oscillatoriophycidae
Order : Oscillatoriales
Family : Microcoleaceae
Genus : *Trichodesmium*
Spesies :*T. erythreum*

Empire : Prokaryota
Kingdom : Eubacteria
Subkingdom : Negibacteria
Phylum : Cyanobacteria
Class : Cyanophyceae
Subclass : Oscillatoriophycidae
Order : Chroococcales
Family : Microcystaceae
Genus : *Microcystis*
Spesies :*Microcystis aeruginosa*

Empire : Eukaryota
Kingdom : Plantae
Subkingdom : Viridiplantae
Infrakingdom : Streptophyta i
Phylum : Charophyta
Class : Zygnematophyceae
Order : Desmidiales
Family : Desmidiaceae
Genus :*Triploceras*
Spesies : *T. gracile* Bail v. undulatum

Empire : Eukaryota
Kingdom : Protozoa
Infrakingdom : Euglenozoa
Phylum : Euglenozoa
Infraphylum : Dipilida
Class : Euglenophyceae
Subclass : Euglenophycidae
Order : Euglenida
Family : Phacidae
Genus : *Phacus*
Spesies : *Phacus agilis*

Empire :Eukaryota
Kingdom :Protozoa
Subkingdom : Eozoa
Infrakingdom : Euglenozoa
Phylum : Euglenozoa
Infraphylum : Dipilida
Class : Euglenophyceae
Subclass : Euglenophycidae
Order : Euglenida
Family : Euglenidae
Subfamily : Colaciinae
Genus : *Trachelomonas*
Spesies :*T. volvocina*

Empire : Eukaryota
Kingdom : Chromista
Phylum : Bacillariophyta
Subphylum : Coscinodiscophytina
Class : Coscinodiscophyceae
Order : Rhizosoleniales
Family : Probosciaceae
Genus : *Proboscia*
Spesies : *Proboscia alata*

Kingdom : Protista
Filum : Protozoa
Kelas : Rhizopoda
Ordo : testacealobosa
Subordo : Elulobosa
Famili : Arcellidae
Genus : *Arcella*
Spesies : *Arcella*sp

Empire : Eukaryota
Kingdom : Chromista
Phylum : Bacillariophyta
Subphylum : Coscinodiscophytina
Class : Coscinodiscophyceae
Subclass : Coscinodiscophycidae
Order :Coscinodiscales
Family : Coscinodiscaceae
Genus : *Coscinodiscus*
Spesies : *C. marginatus*

Empire : Eukaryota
Kingdom : Chromista
Phylum : Bacillariophyta
Subphylum : Coscinodiscophytina
Class : Coscinodiscophyceae
Order : Rhizosoleniales
Family : Rhizosoleniaceae
Genus : *Rhizosolenia*
Spesies : *Rhizosolenia*sp

Lampiran 2. Jenis plankton yang ditemukan di perairan Pangkep



Oikopleura sp



Arcella sp



Rhizosolenia sp

Melosira granulata

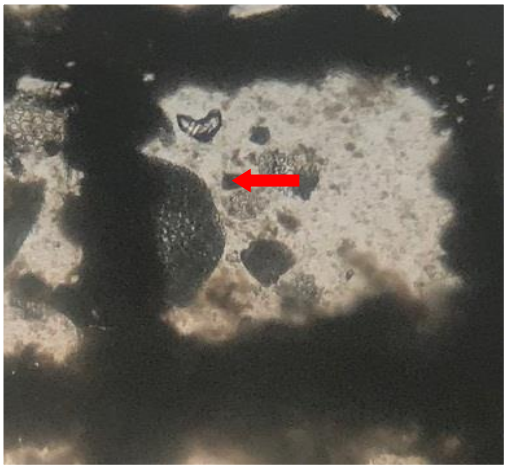

Microcystis aeruginosa

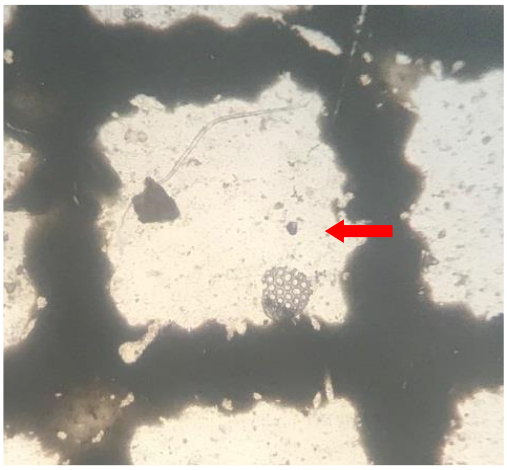

Trachelomonas volvoc

Lampiran 3. Indeks Bagian Terbesar (%) jenis makanan ikan kurisi, *Nemipterus japonicus* (Bloch, 1791) jantan pada bulan Maret 2020

No	Kelas	Vi	Oi	Vi*Oi	IBT
1	Appendicularia	0.94	0.33	0.32	0.01
2	Bacillariophyceae	54.12	45.82	2479.57	65.66
3	Coscinodiscophyceae	33.87	34.45	1166.87	30.90
4	Cyanophyceae	1.35	2.34	3.16	0.08
5	Desmidiacae	1.48	1.34	1.99	0.05
6	Euglenophyceae	0.13	0.33	0.05	0.001
7	Zygnematophyceae	8.10	15.38	124.57	3.30

Lampiran 4. Indeks Bagian Terbesar (%) jenis makanan ikan kurisi, *Nemipterus japonicus* Bloch, 1791) betina pada bulan Maret 2020

No	Kelas	Vi	Oi	Vi*Oi	IBT
1	Bacillariophyceae	57.68	62.84	3624.47	83.25
2	Chroococcophyceae	0.41	0.55	0.23	0.01
3	Coscinodiscophyceae	34.02	21.31	725.12	16.66
4	Cyanophyceae	0.21	0.55	0.11	0.003
5	Desmidiacae	0.21	0.55	0.11	0.003
6	Euglenophyceae	1.04	2.73	2.83	0.07
7	Rhizopoda	0.62	1.09	0.68	0.02
8	Zygnematophyceae	5.81	10.38	60.31	1.39

Lampiran 5. Indeks Bagian Terbesar (%) jenis makanan ikan kurisi, *Nemipterus japonicus* (Bloch, 1791) jantan pada bulan Juni 2020

No	Kelas	Vi	Oi	Vi*Oi	IBT
1	Appendicularia	0.20	0.42	0.08	0.002
2	Bacillariophyceae	51.09	54.01	2759.48	69.44
3	Coscinodiscophyceae	38.17	28.69	1095.20	27.56
4	Cyanophyceae	2.19	2.53	5.54	0.14
5	Desmidiacae	0.20	0.42	0.08	0.002
6	Zygnematophyceae	8.15	13.92	113.50	2.86

Lampiran 6. Indeks Bagian Terbesar (%) jenis makanan ikan kuris, *Nemipterus japonicus* (Bloch, 1791) betina pada bulan Juni 2020

No	Kelas	Vi	Oi	Vi*Oi	IBT
1	Bacillariophyceae	60.28	72.87	4392.29	98.32
2	Coscinodiscophyceae	5.08	14.73	74.83	1.68
3	Zygnematophyceae	34.64	12.40	429.67	9.62

Lampiran 7. Indeks Bagian Terbesar (%) jenis makanan ikan kurisi, *Nemipterus japonicus* (Bloch, 1791) jantan pada bulan Juli 2020

No	Kelas	Vi	Oi	Vi*Oi	IBT
1	Bacillariophyceae	56.99	47.68	2717.04	69.32
2	Cephalopoda	0.06	0.15	0.01	0.0002
3	Coscinodiscophyceae	30.97	34.06	1054.84	26.91
4	Cyanophyceae	0.60	1.39	0.84	0.02
5	Desmidiacae	0.67	0.62	0.41	0.01
6	Euglenophyceae	0.85	1.39	1.18	0.03
7	Zygnematophyceae	9.86	14.71	145.01	3.70

Lampiran 8. Indeks Bagian Terbesar (%) jenis makanan ikan kurisi, *Nemipterus japonicus* (Bloch, 1791) betina pada bulan Juli 2020

No	Kelas	Vi	Oi	Vi*Oi	IBT
1	Bacillariophyceae	53.45	51.28	2740.69	70.44
2	Coscinodiscophyceae	35.41	29.00	1027.01	26.40
3	Cyanophyceae	1.58	2.55	4.03	0.10
4	Desmidiacae	0.08	0.23	0.02	0.0005
5	Euglenophyceae	1.33	2.78	3.70	0.10
6	Malacostraca	0.08	0.23	0.02	0.0005
6	Zygnematophyceae	8.15	14.15	115.30	2.96

Lampiran 9. Indeks Bagian Terbesar (%) jenis makanan ikan kurisi, *Nemipterus japonicus* (Bloch, 1791) jantan pada bulan Agustus 2020

No	Kelas	Vi	Oi	Vi*Oi	IBT
1	Appendicularia	1.35	2.72	3.69	0.10
2	Bacillariophyceae	22.61	33.42	755.46	20.30
3	Coscinodiscophyceae	64.78	43.56	2821.91	75.82
4	Cyanophyceae	1.27	2.72	3.46	0.09
5	Euglenophyceae	0.34	0.99	0.34	0.01
6	Zygnematophyceae	8.72	15.59	136.00	3.65

Lampiran 10. Indeks Bagian Terbesar (%) jenis makanan ikan kurisi, *Nemipterus japonicus* (Bloch, 1791) betina pada bulan Agustus 2020

No	Kelas	Vi	Oi	Vi*Oi	IBT
1	Appendicularia	1.79	2.65	4.75	0.17
2	Bacillariophyceae	46.41	39.07	1813.38	64.19
3	Coscinodiscophyceae	31.79	31.13	989.64	35.03
4	Cyanophyceae	3.08	5.30	16.30	0.58
5	Desmidiacae	0.26	0.66	0.17	0.01
6	Euglenophyceae	0.51	1.32	0.68	0.02
7	Ikan-ikan kecil	0.26	1.31	0.33	0.01
8	Zygnematophyceae	16.15	19.87	320.94	11.36

Lampiran 11. Uji *t-test* (Two-Sample Assuming Equal Variances) Indeks Bagian Terbesar (IBT) berdasarkan waktu pengambilan sampel ikan kurisi, *Nemipterus japonicus* (Bloch, 1791) jantan dan betina.

Bulan Maret 2020

	IBT Jantan	*IBT Betina*
Mean	14.28571429	12.67317257
Variance	641.3206008	846.5049014
Observations	7	8
Hypothesized Mean Difference	0	
df	13	
t Stat	0.114763559	
P(T<=t) one-tail	0.455193083	
t Critical one-tail	1.770933383	
P(T<=t) two-tail	0.910386166	
t Critical two-tail	2.160368652	

Bulan Juni 2020

	IBT Jantan	*IBT Betina*
Mean	16.66664818	36.53948915
Variance	784.6072401	2878.840765
Observations	6	3
Hypothesized Mean Difference	0	
df	3	
t Stat	-0.601825697	
P(T<=t) one-tail	0.294866004	
t Critical one-tail	2.353363435	
P(T<=t) two-tail	0.589732008	
t Critical two-tail	3.182446305	

Bulan Juli 2020

	IBT Jantan	*IBT Betina*
Mean	14.28571429	14.2857851
Variance	685.8800878	706.4885575
Observations	7	7
Hypothesized Mean Difference	0	
df	12	
t Stat	-0.000005	
P(T<=t) one-tail	0.499998038	
t Critical one-tail	1.782287548	
P(T<=t) two-tail	0.999996076	
t Critical two-tail	2.178812827	

Bulan Agustus 2020

	IBT Jantan	*IBT Betina*
Mean	16.66253696	13.92161577
Variance	901.6912459	560.9774016
Observations	6	8
Hypothesized Mean Difference	0	
df	9	
t Stat	0.184623408	
P(T<=t) one-tail	0.428808816	
t Critical one-tail	1.833112923	
P(T<=t) two-tail	0.857617633	
t Critical two-tail	2.262157158	

Lampiran 12. Indeks Bagian Terbesar (%) jenis makanan ikan kurisi, *Nemipterus japonicus* (Bloch, 1791)jantan pada berukuran kecil (119 – 175 mm)

No	Kelas	Vi	Oi	Vi*Oi	IBT
1	Appendicularia	0.39	0.52	0.20	0.01
2	Bacillariophyceae	56.38	39.08	2203.67	59.43
3	Coscinodiscophyceae	33.11	41.57	1376.14	37.11
4	Cyanophyceae	1.32	2.35	3.11	0.08
5	Euglenophyceae	0.68	1.18	0.81	0.02
6	Zygnematophyceae	8.12	15.29	124.15	3.35

Lampiran 13. Indeks Bagian Terbesar (%) jenis makanan ikan kurisi, *Nemipterus japonicus* (Bloch, 1791) jantan pada berukuran sedang (176 – 230 mm)

No	Kelas	Vi	Oi	Vi*Oi	IBT
1	Appendicularia	0.91	1.24	1.13	0.03
2	Bacillariophyceae	52.76	43.17	2277.66	60.40
3	Cephalopoda	0.06	0.14	0.01	0.0002
4	Coscinodiscophyceae	34.74	38.48	1336.72	35.45
5	Cyanophyceae	0.68	1.38	0.94	0.02
6	Desmidiacae	0.17	0.28	0.05	0.001
7	Euglenophyceae	0.23	0.55	0.13	0.003
8	Zygnematophyceae	10.46	14.76	154.38	4.09

Lampiran 14. Indeks Bagian Terbesar (%) jenis makanan ikan kurisi, *Nemipterus japonicus* (Bloch, 1791) jantan pada berukuran besar (231 – 287 mm)

No	Kelas	Vi	Oi	Vi*Oi	IBT
1	Bacillariophyceae	56.44	42.42	2394.40	73.93
2	Coscinodiscophyceae	26.14	24.24	633.61	19.56
3	Cyanophyceae	2.65	5.05	13.39	0.41
4	Desmidiacae	7.95	14.14	112.49	3.47
5	Euglenophyceae	0.38	1.01	0.38	0.01
6	Zygnematophyceae	6.44	13.13	84.56	2.61

Lampiran 15. Indeks Bagian Terbesar (%) jenis makanan ikan kurisi, *Nemipterus japonicus* (Bloch,1791) betina pada berukuran kecil (122 – 160 mm)

No	Kelas	Vi	Oi	Vi*Oi	IBT
1	Appendicularia	0.08	0.23	0.02	0.0004
2	Bacillariophyceae	60.82	54.40	3308.71	78.51
3	Coscinodiscophyceae	29.08	27.78	807.75	19.17
4	Cyanophyceae	1.29	1.85	2.39	0.06
5	Euglenophyceae	1.45	3.24	4.71	0.11
6	Zygnematophyceae	7.27	12.50	90.87	2.16

Lampiran 16. Indeks Bagian Terbesar (%) jenis makanan ikan kurisi, *Nemipterus japonicus* (Bloch, 1791) betina pada berukuran sedang (161 – 198 mm)

No	Kelas	Vi	Oi	Vi*Oi	IBT
1	Appendicularia	0.71	0.76	0.54	0.01
2	Bacillariophyceae	55.31	53.54	2960.86	77.09
3	Chroococcophyceae	0.12	0.25	0.03	0.001
4	Coscinodiscophyceae	28.42	23.74	674.61	17.57
5	Cyanophyceae	1.77	2.78	4.91	0.13
6	Desmidiacae	0.24	0.51	0.12	0.003
7	Euglenophyceae	0.71	1.52	1.07	0.03
8	Malacostraca	0.12	0.25	0.03	0.001
9	Rhizopoda	0.35	0.51	0.18	0.005
10	Zygnematophyceae	12.26	16.16	198.21	5.16

Lampiran 17.Indeks Bagian Terbesar (%) jenis makanan ikan kurisi, *Nemipterus japonicus* (Bloch, 1791) betina pada berukuran besar (199 – 236 mm)

No	Kelas	Vi	Oi	Vi*Oi	IBT
1	Bacillariophyceae	73.44	59.15	4344.19	89.96
2	Chroococcophyceae	0.52	1.41	0.73	0.02
3	Coscinodiscophyceae	18.23	22.54	410.80	8.51
4	Cyanophyceae	0.52	1.41	0.73	0.02
5	Desmidiacae	0.52	1.41	0.73	0.02
6	Ikan-ikan kecil	0.52	2.82	1.47	0.03
7	Zygnematophyceae	6.25	11.27	70.42	1.46

Lampiran 18. Uji *t-test* (Two-Sample Assuming Equal Variances) Indeks Bagian Terbesar (IBT) berdasarkan ukuran panjang total tubuh ikan kurisi, *Nemipterus japonicus* (Bloch, 1791) jantan dan betina.

Indeks Bagian Terbesar Ikan Kecil

	IBT Jantan	*IBT Betina*
Mean	16.66666667	16.66666667
Variance	650.73036	973.7854712
Observations	6	6
Hypothesized Mean Difference	0	
df	10	
t Stat	0	
P(T<=t) one-tail	0.5	
t Critical one-tail	1.812461102	
P(T<=t) two-tail	1.00000	
t Critical two-tail	2.228138842	

Indeks Bagian Terbesar Ikan Sedang

	IBT Jantan	*IBT Betina*
Mean	12.5	10
Variance	524.4747049	586.5288066
Observations	8	10
Hypothesized Mean Difference	0	
df	15	
t Stat	0.224314759	
P(T<=t) one-tail	0.412769599	
t Critical one-tail	1.753050325	
P(T<=t) two-tail	0.825539198	
t Critical two-tail	2.131449536	

Indeks Bagian Terbesar Ikan Besar

	IBT Jantan	*IBT Betina*
Mean	16.66666667	14.28571
Variance	840.086087	1123.09
Observations	6	7
Hypothesized Mean Difference	0	
Df	11	
t Stat	0.137360042	
P(T<=t) one-tail	0.446614099	
t Critical one-tail	1.795884814	
P(T<=t) two-tail	0.893228199	
t Critical two-tail	2.200985159	

Lampiran 19. Alat pencernaan ikan kurisi, (*Nemipterus japonicus* Bloch, 1791)

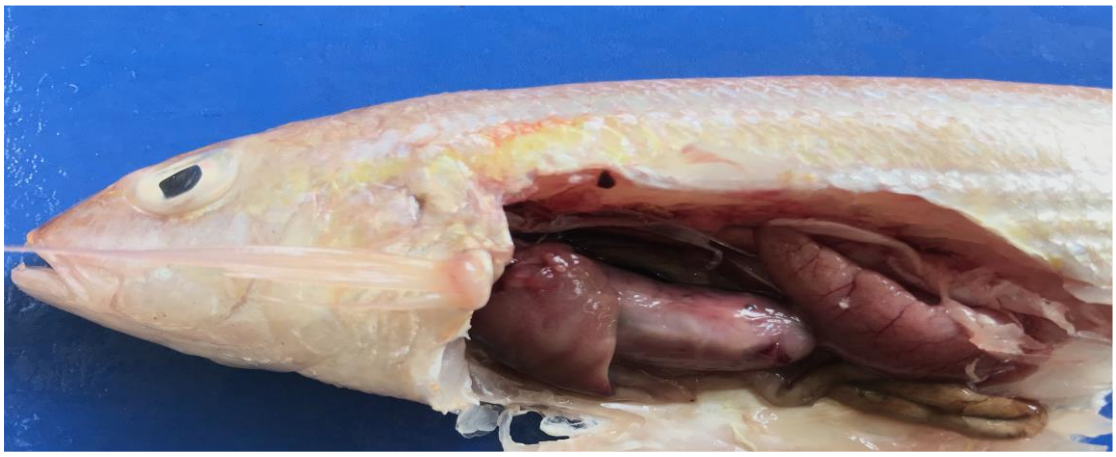

Alat pencernaan ikan kurisi, *Nemipterus japonicus* (Bloch, 1791)

Gigi

Insang

Lambung

Lampiran 20. Uji *t-test* (Two-Sample Assuming Equal Variances) Panjang Relatif Usus berdasarkan waktu pengamatan ikan kurisi, *Nemipterus japonicus* (Bloch, 1791) jantan dan betina.

Bulan Maret 2020

	RLG Jantan	*RLG Betina*
Mean	1.117036781	1.01141531
Variance	0.08411944	0.035223307
Observations	49	49
Hypothesized Mean Difference	0	
Df	82	
t Stat	2.140189534	
P(T<=t) one-tail	0.017655368	
t Critical one-tail	1.663649185	
P(T<=t) two-tail	0.035310735	
t Critical two-tail	1.989318521	

Bulan Juni 2020

	RLG Jantan	*RLG Betina*
Mean	1.007542562	1.011200879
Variance	0.042104135	0.043944009
Observations	41	21
Hypothesized Mean Difference	0	
Df	40	
t Stat	-0.06549962	
P(T<=t) one-tail	0.474051241	
t Critical one-tail	1.683851014	
P(T<=t) two-tail	0.948102482	
t Critical two-tail	2.02107537	

Bulan Juli 2020

	RLG Jantan	*RLG Betina*
Mean	0.974397901	0.990283
Variance	0.025855485	0.019782
Observations	79	53
Hypothesized Mean Difference	0	
Df	121	
t Stat	-0.600170318	
P(T<=t) one-tail	0.274757557	
t Critical one-tail	1.65754432	
P(T<=t) two-tail	0.549515113	
t Critical two-tail	1.979763738	

Bulan Agustus 2020

	RLG Jantan	*RLG Betina*
Mean	1.026612087	1.05738141
Variance	0.043864539	0.081450759
Observations	40	17
Hypothesized Mean Difference	0	
Df	24	
t Stat	-0.400996104	
P(T<=t) one-tail	0.345985393	
t Critical one-tail	1.710882067	
P(T<=t) two-tail	0.691970785	
t Critical two-tail	2.063898547	