

DAFTAR PUSTAKA

- Agarwal S, Agarwal A, Apple David J. 2002. Textbook of Ophthalmology Volume I. New Delhi: Jaypee Brothers Medical Publisher Ltd.
- American Optometric Association (AOA). 2004. Optometric Clinical Practice Guideline: Care of the Patient with Amblyopia. AOA Consensus Panel on Care of the Patient with Amblyopia, AOA Clinical Guidelines Coordinating Committee.
- American Optometric Association (AOA). 2006. Optometric Clinical Practice Guideline: Care of the Patient with Hyperopia. AOA Consensus Panel on Care of the Patient with Hyperopia, AOA Clinical Guidelines Coordinating Committee.
- American Academy of Ophthalmology. 2019. Pediatric Ophthalmology and Strabismus.
- Departemen Kesehatan Republik Indonesia. 2006. Keputusan Menteri Kesehatan Republik Indonesia. No. 428/MENKES/SK/VI/2006.
- Ginting D, Amiruddin P. 2015. Hubungan Usia dan Jenis Kelamin dengan Jenis Kelainan Refraksi pada Anak di Pusat Mata Nasional Rumah Sakit Mata Cicendo. Jurnal Kedokteran Universitas Padjajaran.
- Ilyas, S. 2004. Tajam Penglihatan dan Kelainan Refraksi Penglihatan Warna. Edisi Ketiga. Jakarta: Fakultas Kedokteran Universitas Indonesia, H. 64-83.
- Ilyas S. 2006. Kelainan Refraksi dan Kacamata Edisi ke 2. Jakarta: Fakultas Kedokteran Universitas Indonesia.

- Ilyas, S., Yulianti SR. 2017. Ilmu Penyakit Mata. Edisi Kelima. Jakarta: Balai Penerbit Fakultas Kedokteran Universitas Indonesia. H. 73-84.
- James B, Chew C, Bron A. 2006. Oftalmologi. Edisi Kesembilan. Jakarta: Penerbit Erlangga. H. 34-36.
- Joseph N, Nellyani M, dkk. 2015. Proportion of refractive error and its associated factors among high school students in South India. *British Journal of Medicine & Medical Research*.
- Juneti, Eka B, Efhandi N. 2015. Gambaran Faktor-Faktor Yang Memengaruhi Gangguan Tajam Penglihatan Pada Anak Sekolah Dasar Kelas V dan Kelas VI di SDN 017 Bukit Raya Pekanbaru Tahun 2014. *JOM FK, Vol II No.2*.
- Kaimbo, Dieudonne K. W. 2012. Astigmatism – Definition, Etiology, Classification, Diagnosis and Non Surgical Treatment, Astigmatism – Optics, Physiology and Management, Dr. Michael Goggin (Ed.), ISM:978-953-51-02304, InTech.
- Kementrian Kesehatan Republik Indonesia. 2012. Mata Sehat di Segala Usia untuk Peningkatan Kualitas Hidup Masyarakat Indonesia. (K. K. Indonesia, Editor, &K. K. Indoneisa, Producer).
- Lauralee, Sherwood. 2014. Introduction to Human Physiology. Edisi 8. Jakarta: Penerbit Buku Kedokteran EGC.
- Lestari K, Handayani T, dkk. 2014. Karakteristik dan Perbedaan Kelainan Refraksi pada Anak Usia Sekolah Dasar di Sekolah Dasar Cipta Dharma Denpasar.

- Loyra AY, Anakotta E, dkk. 2017. Gambaran Kelainan Refraksi Pada Siswa SMA Negeri Siwalima Ambon. H.86
- McCarthy P. 2013. Anisometropia: What Difference Does It Make?. *Optometry in Practice*. 14(1); H. 1-10.
- Mihartani, Putu G, I Wayan E, AA Mas Putrawati T. 2017. Gambaran Umum Kelainan Refraksi pada Pasien Anak Usia 6-12 Tahun di Divisi Refraksi dan Lensa Kontak Poliklinik Mata RSUP Sanglah Tahun 2014. *E-Jurnal Medika*. Vol 6 No.12, H. 170-174
- National Eye Institute. 2013. Amblyopia.
- R. Ratanna, L. Rares, J. Saerang. 2014. Kelainan Refraksi pada Anak di BLU RSU Prof. Dr. R. D. Kandou. Fakultas Kedokteran Universitas Sam Ratulangi Manado.
- Riordan-Eva P, Whitcher JP. 2015. *Vaughan & Asbury's General Ophthalmology*. Edisi ke-17. Jakarta: Penerbit Buku Kedokteran EGC.
- Saminan. 2010. Efek Penyimpangan Refraksi Cahaya dalam Mata Terhadap Rabun Dekat atau Jauh. Departemen Ilmu Studi Keperawatan: Fakultas Kedokteran Universitas Syiah Kuala Aceh.
- Saputera, M. D. 2016. Anisometropia. *CDK-245*, Vol 43(10), 747-750.
- Saputri F, Tongku Y, Poluan H. 2016. Angka Kejadian Ambliopia pada Usia Sekolah di SDN 6 Manado.
- Saw SM, Tan SB, Fung D, Tan DTH, et al. 2004. IQ and The Association with Myopia in Children. *Investigative Ophthalmology and Visual Science*. H. 45:2948-8.

- Singapore National Eye Center. 2014. Astigmatism
- Sitorus R, dkk. 2017. Buku Ajar Oftalmologi Fakultas Kedokteran Universitas Indonesia. Badan Penerbit FKUI: Jakarta
- Sjamsu B. 2013. Buku Ajar Ilmu Kesehatan Mata. Surabaya:Universitas Airlangga.
- Solange R, Rafael W, Adriana B. 2008. Prevalence and causes of visual impairment in low middle income school children in Sao Paulo Brazil. *Investigative Ophthalmology and Visual Science*.H: 4308-13
- Spraul C W, Lang G K. 2000. Optics and refractive errors. In: Lang G K. *Ophthalmology*. New York: Thieme Stuttgart.
- Vaughan & Asbury. 2009. Edisi 17. Jakarta: Penerbit Buku Kedokteran EGC. H. 382-98.
- Walline, JJ, Carder EDJ. 2012. Vision Problems of Children with Individualized Education Programs. *Journal of Behavioral Optometry*. 23(4):87-93.
- Waluyo, S. T. 2007. Perbedaan Potensi Terjadinya Induksi Astigmatisma Pascaoperasi Katarak dengan Metode EKEK dan Fakoemulsifikasi. Skripsi. Fakultas Kedokteran Unissula Semarang.
- WHO. 2010. Global Data on Visual Impairments.
- WHO. 2012. Global Cost of Correcting Vision Impairment from Uncorrected Refractive Error.
- Willy, H. 2003. Kasus Kelainan Refraksi Tak Terkoreksi Penuh Di RS DR Kariadi.

Wu, J.F., Bi, H. S., Wang, S.M., Hu, Y.Y., Wu, H., Sun, W., dkk.
2013. Refractive Error, Visual Acuity and Causes of Vision Loss in
Children in Shandong, China. The Shandong Children Eye Study.
Plos One.

Yani, Dwi Ahmad. 2008. Kelainan Refraksi dan Kacamata. Surabaya: Surabaya
Eye Clinic, 17(5).

LAMPIRAN

Lampiran 1

CURRICULLUM VITAE





Nama Lengkap : Frederick Wirawan
NIM : C011171558
Tempat, Tanggal Lahir : Makassar, 5 Desember 1999
Jenis Kelamin : Laki-laki
Alamat : Jl. Lasinrang No.28
No. Telp : 082194325883
Nama Orang Tua : Johnny Wirawan / Fenny Thejakusuma
Fakultas / Angkatan : Kedokteran / 2017
Email : fredwrwn@gmail.com



Riwayat Pendidikan:

Jenjang Pendidikan	Nama Sekolah	Tahun
Sekolah Dasar	SD Pundarika Makassar	2005-2011
Sekolah Menengah Pertama	SMP Katolik Rajawali	2011-2014
Sekolah Menengah Atas	SMA Katolik Rajawali	2014-2017
Perguruan Tinggi	Universitas Hasanuddin Makassar	2017-sekarang

Lampiran 2 : Surat Rekomendasi Persetujuan Etik

		KEMENTERIAN PENDIDIKAN DAN KEBUDAYAAN UNIVERSITAS HASANUDDIN FAKULTAS KEDOKTERAN KOMITE ETIK PENELITIAN KESEHATAN RSPTN UNIVERSITAS HASANUDDIN RSUP Dr. WAHIDIN SUDIROHUSODO MAKASSAR Sekretariat : Lantai 3 Gedung Laboratorium Terpadu JL.PERINTIS KEMERDEKAAN KAMPUS TAMALANREA KM.10 MAKASSAR 90245. Contact Person: dr. Agussalim Bukhari, MMed, PhD, SpGK TELP. 081241850858, 0411 5780103, Fax : 0411-581431			
REKOMENDASI PERSETUJUAN ETIK Nomor : 310/UN4.6.4.5.31/PP36/2020				Tanggal: 8 Juni 2020	
Dengan Ini Menyatakan bahwa Protokol dan Dokumen yang Berhubungan Dengan Protokol berikut ini telah mendapatkan Persetujuan Etik :					
No Protokol	UH20060239	No Sponsor Protokol			
Peneliti Utama	Frederick Wirawan	Sponsor			
Judul Peneliti	Karakteristik Kelainan Refraksi Pada Pasien Anak di Pediatric Eye Center Rumah Sakit Universitas Hasanuddin Periode Januari - Desember 2019				
No Versi Protokol	1	Tanggal Versi	3 Juni 2020		
No Versi PSP	1	Tanggal Versi	3 Juni 2020		
Tempat Penelitian	RSPTN Universitas Hasanuddin Makassar				
Jenis Review	<input checked="" type="checkbox"/> Exempted <input type="checkbox"/> Expedited <input type="checkbox"/> Fullboard	Masa Berlaku	8 Juni 2020 Sampai 8 Juni 2021		
		Frekuensi review lanjutan			
Ketua Komisi Etik Penelitian Kesehatan FK UH	Nama Prof.Dr.dr.Suryani As'ad.,MSc,Sp.GK (K)	Tanda tangan			
		Tanggal			
Sekretaris Komisi Etik Penelitian Kesehatan FK UH	Nama dr. Agussalim Bukhari, M.Med, PhD, Sp.GK (K)	Tanda tangan			
		Tanggal			
Kewajiban Peneliti Utama: <ul style="list-style-type: none"> • Menyerahkan Amandemen Protokol untuk persetujuan sebelum di implementasikan • Menyerahkan Laporan SAE ke Komisi Etik dalam 24 jam dan dilengkapi dalam 7 hari dan Laporan SUSAR dalam 72 jam setelah Peneliti Utama menerima laporan • Menyerahkan Laporan Kemajuan (progress report) setiap 6 bulan untuk penelitian resiko tinggi dan setiap setahun untuk penelitian resiko rendah • Menyerahkan laporan akhir setelah Penelitian berakhir • Melaporkan penyimpangan dari protokol yang disetujui (protocol deviation / violation) • Mematuhi semua peraturan yang ditentukan 					

Lampiran 3 : Surat Permohonan Izin Penelitian



KEMENTERIAN PENDIDIKAN DAN KEBUDAYAAN
UNIVERSITAS HASANUDDIN
FAKULTAS KEDOKTERAN
PROGRAM STUDI SARJANA KEDOKTERAN

Jl. Perintis Kemerdekaan Km. 10 Tamalene, Makassar 90245 Telp. (0411) 854301, Fax. (0411) 892297

Nomor : 8441/UN4.6.8/PT.01.04/2020
Lamp : ---
Hal : Permohonan Izin Penelitian

Makassar, 3 Juni 2020

Kepada Yth. :
Direktur RSP Universitas Hasanuddin
di
Makassar

Dengan hormat, disampaikan bahwa mahasiswa Program Studi Sarjana Kedokteran Fakultas Kedokteran Universitas Hasanuddin di bawah ini :

N a m a : Frederick Wirawan
N i m : C011171558

bermaksud melakukan penelitian di RSP Universitas Hasanuddin dengan judul penelitian "Karakteristik Kelainan Refraksi pada Pasien Anak di Pediatric Eye Center Rumah Sakit Universitas Hasanuddin Periode Januari-Desember 2019".

Sehubungan hal tersebut kiranya yang bersangkutan dapat diberi izin untuk melakukan Penelitian dalam rangka penyelesaian studinya.

Demikian permohonan kami, atas bantuan dan kerjasamanya disampaikan terima kasih.

Ketua,
Program Studi Sarjana Kedokteran
Fakultas Kedokteran Unhas



Dr. Ir. Siti Rafiah, MSi
NIP 196805301997032001

Tembusan Yth :
1. Arsip

Lampiran 4 : Data Penelitian

NO	NAMA	TGL KUNJUNGAN	USIA	SEX	MATA YANG TERLIBAT	DIAGNOSIS		UCVA				BCVA				KOREKSI						PERBEDAAN	
						OD	OS	VOD	DEC	VOS	DEC	VOD	DEC	VOS	DEC	VOD			VOS				
																SFERIS	CYN	AXIS	SFERIS	CYN	AXIS	SFERIS	CYN
1	AHF	20/12/19	16	P	Bilateral	Compound myopic astigmatism	Compound myopic astigmatism	0.5	0.5	0.3	0.3	1.0	1.0	1.0	1.0	-0.75	-0.75	180	-1.00	-1.50	180	0.25	0.75
2	AFA	04/03/19	10	L	Unilateral	-	Simple myopic astigmatism	-	-	20/30	0.63	-	-	20/20	1.0	0.00	0.00	0.00	PLANO	-1.0	180	0.00	1
3	IM	13/05/19	9	L	Bilateral	Simple myopic astigmatism	Simple myopic astigmatism	0.4	0.4	0.4	0.4	1.0	1.0	1.0	1.0	-1.50	-2.00	10	-0.50	-1.50	180	1	0.5
4	MRS	07/10/19	14	L	Bilateral	Compound myopic astigmatism	Compound myopic astigmatism	1/60	0.016	1/60	0.016	0.4	0.4	0.4	0.4	-17.00	-1.50	180	-15.00	-1.00	180	2	0.5
5	IA	10/07/19	13	P	Bilateral	Compound myopic astigmatism	Compound myopic astigmatism	0.7	0.7	0.6	0.6	0.7	0.7	1.0f	1.0	-8.50	-1.75	20	-8.50	-2.00	180	0	0.25
6	NNK	05/04/19	2	P	Bilateral	Compound hipermetropic astigmatism	Compound hipermetropic astigmatism	1.0	1.0	0.9	0.9	1.0	1.0	1.0	1.0	1.25	-0.75	180	1.50	-0.75	180	0.25	0
7	CT	05/03/19	11	P	Bilateral	Compound myopic astigmatism	Compound myopic astigmatism	0.08	0.08	0.08	0.08	1.0	1.0	1.0	1.0	-4.50	-3.00	180	-4.50	-3.00	180	0	0
8	ANH	29/07/19	12	L	Bilateral	Compound hipermetropic astigmatism	Compound hipermetropic astigmatism	0.3	0.3	0.3	0.3	0.5	0.5	0.5	0.5	8.00	-0.75	180	8.00	-0.75	10	0	0
9	ET	09/01/19	17	L	Bilateral	Compound hipermetropic astigmatism	Compound hipermetropic astigmatism	0.63	0.63	0.63 f3	0.63	0.63	0.63	0.63 f2	0.63	8.00	-2.50	180	8.00	-2.00	180	0	0.5
10	MZA	30/10/19	8	L	Bilateral	Simple myopic astigmatism	Compound myopic astigmatism	0.5	0.5	0.5	0.5	1.0	1.0	1.0	1.0	PLANO	-1.00	180	-0.50	-0.75	180	0.50	0.25
11	MFM	18/02/19	12	L	Bilateral	Mixed astigmatism	Compound hipermetropic astigmatism	0.3	0.3	1.0 f	1.0	0.4 f	0.4	1.0	1.0	1.25	2.00	170	0.50	-0.50	180	0.75	2.5
12	FHJ	29/01/19	12	P	Bilateral	Mixed astigmatism	Mixed astigmatism	0.125	0.125	0.125	0.125	0.3	0.3	0.3 f2	0.3	1.00	-4.00	150	1.00	-4.00	10	0	0
13	NZ	17/06/19	14	P	Bilateral	Simple myopic astigmatism	Compound myopic astigmatism	0.08	0.08	0.32	0.32	20/160	0.123	20/20	1.0	PLANO	-2.50	160	3.50	-2.00	10	3.50	0.5
14	AMN	04/03/19	15	L	Bilateral	Compound myopic astigmatism	Compound myopic astigmatism	1.0	1.0	0.8	0.8	1.0	1.0	0.3	0.3	0.50	-2.50	20	-4.50	-3.50	170	5	1
15	S	14/02/19	16	L	Bilateral	Compound myopic astigmatism	Compound myopic astigmatism	0.125	0.125	0.2	0.2	0.4 f	0.4	0.4 f	0.4	-8.00	-4.50	20	-6.50	-4.50	160	1.5	0
16	NFL	15/03/19	7	P	Bilateral	Simple hipermetropic astigmatism	Simple hipermetropic astigmatism	0.1	0.1	0.7 f	0.7	0.15	0.15	1.0	1.0	5.00	-1.25	140	PLANO	0.00	0.00	5.00	1.25
17	NA	24/06/19	15	P	Bilateral	Compound myopic astigmatism	Compound myopic astigmatism	0.15	0.15	0.15	0.15	0.7	0.7	0.7	0.7	-0.50	-5.50	10	-0.75	-6.00	180	0.25	0.5
18	N	28/10/19	11	L	Bilateral	Compound myopic	Compound myopic	2/60	0.03	1/60	0.016	0.4	0.4	0.4 f	0.4	-8.50	-4.50	10	-11.50	-6.00	170	3	1.5

						astigmatism	astigmatism																		
19	LWR	17/01/19	11	L	Bilateral	Compound myopic astigmatism	Compound myopic astigmatism	0.8	0.8	0.8	0.8	0.6	0.6	1.0 f	1.0	-10.50	-2.00	180	-7.50	-2.00	180	3	0		
20	NA	22/10/19	8	P	Bilateral	Compound myopic astigmatism	Compound myopic astigmatism	0.63	0.63	0.5	0.5	0.5 f	0.5	0.6 f	0.6	-12.00	-3.00	10	-11.00	-3.00	175	1	0		
21	I	26/02/19	15	L	Bilateral	Compound hipermetropic astigmatism	Compound hipermetropic astigmatism	0.05	0.05	0.05	0.05	0.4 f	0.4	0.08	0.08	9.00	-1.50	160	10.00	-1.50	30	1	0		
22	FFP	14/06/19	14	p	Bilateral	Compound myopic astigmatism	Compound astigmatism	0.5	0.5	0.7	0.7	0.8	0.8	0.8	0.8	1.25	-5.00	170	1.00	-3.75	180	0.25	1.25		
23	NFA	27/05/19	13	P	Bilateral	Compound hipermetropic astigmatism	Compound hipermetropic astigmatism	0.7	0.7	0.7	0.7	0.7	0.7	0.7	0.7	4.50	-2.00	180	4.50	-2.00	180	0	0		
24	PNR	10/09/19	14	P	Bilateral	Compound myopic astigmatism	Compound astigmatism	0.4	0.4	0.6	0.6	1.0	1.0	1.0	1.0	1.50	-0.75	180	1.00	-0.75	180	0.5	0		
25	MI	15/08/19	9	L	Bilateral	Compound myopic astigmatism	Compound myopic astigmatism	1.0	1.0	0.8	0.8	1.0	1.0	1.0	1.0	-9.00	-1.00	180	-5.00	-0.50	180	4	0.5		
26	AARA	13/08/19	9	L	Bilateral	Compound myopic astigmatism	Compound astigmatism	0.4	0.4	0.4	0.4	1.0	1.0	1.0	1.0	-1.00	-1.25	180	-1.25	-1.25	170	0.25	0		
27	ANS	01/10/19	8	P	Bilateral	Compound myopic astigmatism	Compound myopic astigmatism	0.08	0.08	0.15	0.15	0.3	0.3	0.5	0.5	-8.00	-3.00	160	-7.00	-2.00	30	1	1		
28	NF	12/02/19	18	P	Bilateral	Myopia levior	Mixed astigmatism	20/30	0.63	20/70	0.3	20/25 f	0.8	20/40	0.5	-0.25	0.00	0.00	0.50	-1.50	60	0.75	1.5		
29	KA	21/06/19	12	L	Bilateral	Compound myopic astigmatism	Compound myopic astigmatism	0.6	0.6	0.5	0.5	0.7 f	0.7	0.7 f	0.7	-3.00	-2.00	20	-4.50	-2.25	150	1.5	0.25		
30	NZA	27/06/19	13	P	Bilateral	Compound myopic astigmatism	Compound myopic astigmatism	0.8	0.8	0.6	0.6	0.8	0.8	0.8 f	0.8	-0.50	-1.50	180	PLANO	-1.25	180	0.50	0.25		
31	MSM	29/01/19	9	L	Bilateral	Compound hipermetropic astigmatism	Compound hipermetropic astigmatism	1.0	1.0	1.0	1.0	1.0 f2	1.0	0.7 f3	0.7	8.00	-2.00	180	9.00	-2.00	170	1	0		
32	RR	18/09/19	10	L	Bilateral	Compound hipermetropic astigmatism	Compound hipermetropic astigmatism	0.1	0.1	0.1	0.1	0.125	0.125	0.125	0.125	5.00	-4.00	20	5.00	-4.00	180	0	0		
33	AD	18/03/19	8	L	Unilateral	Compound myopic astigmatism	-	0.5 f2	0.5	-	-	0.3 f	0.3	-	-	-1.00	-1.25	180	0.00	0.00	0.00	1	1.25		
34	AN	08/07/19	14	P	Bilateral	Compound myopic astigmatism	Compound myopic astigmatism	0.1	0.1	0.2 f	0.2	1.0	1.0	1.0	1.0	-2.25	-1.75	170	-1.75	-1.75	10	0.5	0		
35	AN	01/04/19	7	P	Bilateral	Compound myopic astigmatism	Compound myopic astigmatism	0.08	0.08	0.2	0.2	0.5 f	0.5	0.8f	0.8	-6.50	-2.25	20	-2.25	-1.50	170	4.25	0.75		
36	JR	04/09/19	9	L	Bilateral	Compound hipermetropic astigmatism	Compound hipermetropic astigmatism	0.4	0.4	0.4	0.4	0.8	0.8	0.8	0.8	7.00	-1.50	180	7.00	-1.50	170	0	0		
37	WW	20/04/19	14	P	Bilateral	Compound myopic astigmatism	Compound myopic astigmatism	0.08	0.08	0.05	0.05	0.5 f	0.5	0.4	0.4	-5.50	-2.00	60	-6.50	-2.00	90	1	0		
38	MY	13/03/19	8	L	Bilateral	Compound hipermetropic astigmatism	Compound hipermetropic astigmatism	0.3	0.3	0.03f	0.03	0.6f	0.6	0.8 f	0.8	1.50	-3.50	10	1.00	-3.00	170	0.5	0.5		
39	MA	04/07/19	10	L	Bilateral	Compound myopic astigmatism	Compound myopic astigmatism	0.4	0.4	0.3	0.3	0.6	0.6	0.6	0.6	-6.00	-4.50	10	-4.00	-5.50	170	2	1		

40	MDAN	10/07/19	13	L	Bilateral	Compound myopic astigmatism	Compound myopic astigmatism	0.08	0.08	0.08	0.08	0.6 f3	0.6	0.5 f	0.5	-5.00	-4.50	180	-5.00	-3.50	5	0	1
41	MRFS	11/07/19	7	L	Bilateral	Simple myopic astigmatism	Simple myopic astigmatism	0.3	0.3	0.3 f	0.3	0.7	0.7	0.6	0.6	PLANO	-3.00	180	PLANO	-3.50	170	0	0.5
42	R	10/07/19	12	L	Bilateral	Compound myopic astigmatism	Compound myopic astigmatism	1/60	0.016	0.08	0.08	0.125	0.125	0.125	0.125	-9.00	-4.50	180	-2.00	0.00	0.00	7	4.5
43	YN	12/07/19	13	L	Bilateral	Compound myopic astigmatism	Compound myopic astigmatism	3/60	0.05	2/60	0.03	0.5	0.5	0.3	0.3	-9.00	-2.50	180	-10.00	-1.00	180	1	1.5
44	PA	22/07/19	8	P	Bilateral	Compound myopic astigmatism	Compound myopic astigmatism	4/60	0.06	0.05 f	0.05	0.4 f	0.4	0.5 f	0.5	-7.00	-3.00	10	-6.00	-2.00	170	1	1
45	MIA	02/09/19	7	L	Bilateral	Compound myopic astigmatism	Compound myopic astigmatism	0.05	0.05	0.05	0.05	20/40	0.5	20/40	0.5	-6.50	-1.25	180	-6.00	-0.75	180	0.5	0.5
46	DDA	23/09/19	7	L	Bilateral	Compound myopic astigmatism	Compound myopic astigmatism	20/200	0.1	20/200	0.1	20/50	0.4	20/50	0.4	-2.50	-2.50	180	-1.50	-3.00	180	1	0.5
47	NADR	02/12/19	7	P	Bilateral	Compound myopic astigmatism	Compound myopic astigmatism	0.4	0.4	0.5	0.5	0.6 f	0.6	0.6 f	0.6	-4.00	-1.50	180	-5.00	-2.00	180	1	0.5
48	M	04/11/19	14	P	Bilateral	Compound myopic astigmatism	Compound myopic astigmatism	0.4	0.4	0.8	0.8	0.8	0.8	1.0 f	1.0	-10.00	-1.50	50	-5.00	-1.00	180	5	0.5
49	AF	27/05/19	6	L	Bilateral	Compound myopic astigmatism	Compound myopic astigmatism	0.3	0.3	0.2	0.2	0.6	0.6	0.7	0.7	-3.00	-3.50	30	-3.00	-2.50	160	0	1
50	FS	12/07/19	8	L	Bilateral	Compound myopic astigmatism	Compound myopic astigmatism	3/60	0.05	3/60	0.05	0.3	0.3	0.1	0.1	-5.00	-4.00	180	-6.00	-3.50	170	1	0.5
51	PY	08/07/19	16	P	Bilateral	Myopia gravior	Myopia gravior	2/60	0.03	2/60	0.03	0.3	0.3	0.8	0.8	-15.00	-2.00	20	-12.00	-3.00	180	3	1
52	DIAI	08/05/19	7	P	Bilateral	Ambliopia refraktif	Ambliopia refraktif	0.16	0.16	0.3	0.3	0.5	0.5	0.7	0.7	PLANO	-5.00	180	PLANO	-4.00	180	0	1
53	JA	03/07/19	12	P	Bilateral	Compound myopic astigmatism	Compound myopic astigmatism	0.1	0.1	0.05	0.05	0.7 f	0.7	0.7 f	0.7	-4.50	-2.50	180	-7.00	-1.75	180	2.5	0.75
54	UN	10/04/19	6	P	Bilateral	Ambliopia refraktif	Ambliopia refraktif	0.1	0.1	0.1	0.1	20/50	0.4	20/50	0.4	-13.00	-1.00	180	-12.50	-1.00	180	0.5	0
55	KA	17/01/19	11	P	Bilateral	Compound myopic astigmatism	Compound myopic astigmatism	0.125	0.125	0.125	0.125	0.7	0.7	0.7	0.7	2.00	-6.00	10	2.00	-6.00	180	0	0
56	MQAV	25/11/19	8	L	Unilateral		Mixed astigmatism	1.0	1.0	0.08	0.08	1.0	1.0	0.2	0.2	PLANO	-0.50	10	1.00	-5.00	170	1	4.5
57	AMA	16/05/19	8	P	Bilateral	Compound hipermetropic astigmatism	Compound hipermetropic astigmatism	0.9	0.9	0.8	0.8	1.0	1.0	0.8	0.8	6.00	-1.50	180	6.00	-1.50	180	0	0
58	AI	16/05/19	8	P	Bilateral	Compound hipermetropic astigmatism	Compound hipermetropic astigmatism	0.5	0.5	0.4	0.4	1.0	1.0	1.0	1.0	8.00	-1.50	180	8.00	-1.50	180	0	0
59	TBTD	03/07/19	7	P	Bilateral	Compound myopic astigmatism	Compound myopic astigmatism	0.8	0.8	0.4	0.4	0.7 f	0.7	0.5 f	0.5	-2.00	-3.50	170	-2.50	-4.50	180	0.5	1
60	F	24/06/19	12	L	Bilateral	Compound myopic astigmatism	Compound myopic astigmatism	0.2	0.2	0.15	0.15	0.2	0.2	0.2	0.2	-14.00	-3.50	30	-16.00	-3.00	160	2	0.5
61	MMA	28/06/19	10	L	Bilateral	Compound myopic astigmatism	Compound myopic astigmatism	0.4	0.4	0.2	0.2	0.7	0.7	0.5	0.5	-6.75	0.00	0.00	-7.75	-2.00	20	1	2
62	JS	26/12/19	7	L	Bilateral	Mixed astigmatism	Mixed astigmatism	0.4	0.4	0.5	0.5	1.0	1.0	1.0	1.0	1.00	-1.75	20	0.75	-1.50	170	0.25	0.25

63	NA	13/05/19	16	P	Bilateral	Simple myopic astigmatism	Simple myopic astigmatism	1.0	1.0	1.0 f2	1.0	1.0	1.0	1.0	1.0	-1.50	0.00	0.00	-1.00	-0.50	180	0.5	0.5
64	AY	08/07/19	11	P	Bilateral	Compound myopic astigmatism	Compound myopic astigmatism	0.08	0.08	0.05	0.05	1.0	1.0	1.0	1.0	-2.50	-2.25	170	-3.50	-5.00	10	1	2.75
65	NHA	28/10/19	9	P	Bilateral	Compound myopic astigmatism	Compound myopic astigmatism	0.08	0.08	0.63	0.63	1/60	0.016	0.8	0.8	-5.00	-2.50	90	-5.00	-0.50	60	0	2
66	WSR	23/10/19	15	P	Bilateral	Myopia levior	Simple myopic astigmatism	0.16	0.16	0.16	0.16	1.0	1.0	1.0	1.0	-1.50	0.00	0.00	-1.50	-0.50	180	0	0.5
67	AD	08/02/19	16	L	Bilateral	Compound myopic astigmatism	Compound myopic astigmatism	3/60	0.05	3/60	0.05	20/400	0.05	20/400	0.05	-12.00	-5.00	180	-14.00	-4.00	180	2	1
68	MAD	12/07/19	8	L	Bilateral	Mixed astigmatism	Mixed astigmatism	0.63	0.63	0.8	0.8	1.0	1.0	1.0	1.0	0.50	-1.75	180	0.50	-1.50	180	0	0.25
69	MNFM	27/03/19	9	L	Bilateral	Simple myopic astigmatism	Simple myopic astigmatism	0.5	0.5	1.0 f	1.0	1.0	1.0	1.0	1.0	-0.50	0.00	0.00	PLANO	-0.50	180	0.50	0.5
70	I	19/02/19	18	P	Bilateral	Mixed astigmatism	Mixed astigmatism	0.63 f	0.63	0.7 f	0.7	1.0 f	1.0	1.0	1.0	PLANO	-3.00	90	-0.50	-2.50	90	0.50	0.5
71	AKK	03/10/19	6	P	Bilateral	Compound myopic astigmatism	Compound myopic astigmatism	1.0	1.0	1.0	1.0	0.9	0.9	0.9	0.9	-0.50	-2.50	180	-0.50	-3.00	180	0	0.5
72	F	28/06/19	11	P	Bilateral	Compound myopic astigmatism+exophoria	Compound myopic astigmatism+exophoria	0.16	0.16	0.16	0.16	0.16	0.16	0.16	0.16	-4.50	-1.00	10	-4.50	-1.00	160	0	0
73	SN	15/07/19	15	P	Bilateral	Compound myopic astigmatism	Compound myopic astigmatism	0.8 f	0.8	0.8 f	0.8	1.0 f	1.0	1.0 f	1.0	-0.50	-3.25	10	-0.50	-3.50	170	0	0.25
74	DF	06/02/19	8	P	Bilateral	Compound myopic astigmatism+exophoria	Compound myopic astigmatism+exophoria	0.5 f3	0.5	0.6 f2	0.6	0.5 f	0.5	0.6	0.6	-10.00	-2.00	20	-9.00	-1.00	100	1	1
75	ARI	26/02/19	8	P	Bilateral	Compound hipermetropic astigmatism	Compound hipermetropic astigmatism	0.16	0.16	0.25	0.25	0.25	0.25	0.3	0.3	7.00	-1.25	180	6.00	-1.50	20	1	0.25
76	ZM	25/02/19	18	P	Bilateral	Ambliopia refraktif	Ambliopia refraktif	0.16	0.16	0.08	0.08	1.0 f	1.0	0.1 f	0.1	-2.00	-0.75	180	-2.00	-0.75	180	0	0
77	MST	25/02/19	11	L	Bilateral	Mixed astigmatism	Mixed astigmatism	0.1	0.1	0.2	0.2	0.7 f	0.7	0.8 f	0.8	-2.00	-4.00	15	0.50	-4.50	165	2.5	0.5
78	ZK	21/01/19	12	P	Bilateral	Compound myopic astigmatism	Simple myopic astigmatism	0.63	0.63	1.0	1.0	0.32 f	0.32	0.8	0.8	1.50	-2.00	180	PLANO	-5.0	30	1.50	1.5
79	CBA	11/06/19	7	P	Bilateral	Compound myopic astigmatism	Compound myopic astigmatism	0.6	0.6	0.6	0.6	1.0 f	1.0	1.0 f	1.0	-3.00	-2.00	180	-3.00	-2.00	180	0	0
80	NLN	09/09/19	7	P	Bilateral	Compound hipermetropic astigmatism	Compound hipermetropic astigmatism	3/60	0.05	1/60	0.016	20/80	0.25	20/100	0.2	6.00	1.50	180	6.00	-1.0	100	0	2.5
81	QS	09/09/19	6	P	Bilateral	Compound myopic astigmatism	Compound myopic astigmatism	20/150	0.013	20/150	0.013	20/40	0.5	20/50	0.4	8.00	0.00	0.00	8.00	-1.50	90	0	1.5
82	APA	16/12/19	10	P	Bilateral	Myopia levior	Compound myopic astigmatism	0.5	0.5	0.8 f	0.8	20/20	1.0	20/40 f	0.5	1.00	0.00	0.00	-5.50	-1.25	160	6.5	1.25
83	MAA	25/09/19	7	L	Unilateral	-	Compound myopic astigmatism	-	-	0.2	0.2	-	-	0.4 f	0.4	0.00	0.00	0.0	3.00	1.50	180	3	1.5
84	RNA	12/09/19	12	P	Bilateral	Simple myopic astigmatism	Simple myopic astigmatism	0.16	0.16	0.16	0.16	0.8	0.8	0.8 f	0.8	-3.50	0.00	0.00	-4.00	0.00	0.00	0.5	0
85	MA	12/09/19	11	P	Bilateral	Compound myopic	Compound myopic	0.2	0.2	0.2	0.2	0.8	0.8	0.8 f3	0.8	-3.50	-1.25	180	-4.00	-1.50	170	0.5	0.25

						astigmatism	astigmatism																				
86	ZAZM	11/01/19	8	P	Bilateral	Compound myopic astigmatism	Simple myopic astigmatism	2/60	0.03	0.5	0.5	0.08	0.08	0.8	0.8	-11.00	-4.00	180	PLANO	-2.00	170	11	2				
87	FPH	01/08/19	7	P	Bilateral	Simple myopic astigmatism	Simple myopic astigmatism	0.6	0.6	0.6	0.6	1.0	1.0	1.0	1.0	PLANO	-1.00	180	PLANO	-1.00	180	0	0				
88	ASH	20/09/19	8	L	Bilateral	Simple myopic astigmatism	Simple myopic astigmatism	0.4 f	0.4	0.5	0.5	1.0 f	1.0	1.0 f	1.0	PLANO	2.50	180	PLANO	2.50	170	0	0				
89	MI	18/09/19	7	L	Bilateral	Compound myopic astigmatism	Compound myopic astigmatism	0.125	0.125	0.2	0.2	0.6	0.6	0.8	0.8	-2.00	-5.00	10	-1.50	-4.50	180	0.5	0.5				
90	MVB	18/09/19	17	P	Bilateral	Compound myopic astigmatism	Compound myopic astigmatism	1/60	0.016	0.5 f	0.5	0.4	0.4	1.0	1.0	-10.00	-3.00	20	-0.75	-0.50	180	9.25	2.5				
91	MML	09/09/19	12	P	Bilateral	Compound myopic astigmatism	Compound myopic astigmatism	0.125	0.125	0.16 f2	0.16	0.63	0.63	0.8	0.8	-5.50	-2.50	180	-5.00	-2.50	180	0.5	0				
92	F	15/07/19	7	L	Bilateral	Compound myopic astigmatism	Compound myopic astigmatism	20/100	0.2	20/70	0.28	20/20 f3	1.0	20/20 f	1.0	-2.00	-1.25	180	-1.25	-1.25	170	0.75	0				
93	MDR	02/05/19	7	L	Bilateral	Simple myopic astigmatism	Simple myopic astigmatism	0.5	0.5	0.5	0.5	1.0 f	1.0	1.0 f	1.0	PLANO	-1.50	180	PLANO	-1.50	180	0	0				
94	FIZ	06/08/19	16	L	Unilateral	Ambliopia refraktif	-	0.4 f	0.4	-	-	0.6	0.6	-	-	1.50	-0.50	170	0.00	0.00	0.0	1.5	0.5				
95	SL	15/11/19	14	P	Bilateral	Compound myopic astigmatism	Compound myopic astigmatism	20/400	0.05	20/30 f	0.6	20/200 f	0.1	20/20	1.0	-1.00	-0.50	170	-0.50	-0.50	180	0.5	0				
96	RR	21/02/19	12	L	Bilateral	Compound hipermetropic astigmatism	Compound hipermetropic astigmatism	0.2 f	0.2	1.0	1	0.5 f	0.5	20/20	1.0	1.00	-2.00	170	PLANO	0.00	0.00	1	2				
97	IRF	25/04/19	15	L	Bilateral	Compound myopic astigmatism	Compound myopic astigmatism	20/200 f	0.1	20/400	0.05	20/25 f	0.8	20/30 f	0.6	-3.50	-2.50	5	-4.00	-0.75	175	0.5	1.75				
98	AHM	11/07/19	5	L	Bilateral	Compound myopic astigmatism	Compound myopic astigmatism	20/100	0.2	20/100	0.2	20/30	0.6	20/30	0.6	-0.50	-3.00	180	-0.50	-3.00	180	0	0				
99	ANR	16/09/19	11	P	Bilateral	Compound myopic astigmatism	Simple myopic astigmatism	0.125	0.125	0.08	0.08	0.5 f	0.5	0.3 f	0.3	-4.50	-1.00	170	-5.50	0.00	0.00	1	1				
100	AH	16/09/19	8	L	Bilateral	Simple myopic astigmatism	Simple myopic astigmatism	0.4	0.4	0.4	0.4	0.8	0.8	0.8	0.8	PLANO	-2.50	180	PLANO	-2.50	180	0	0				
101	AW	28/11/19	5	L	Bilateral	Compound myopic astigmatism	Compound myopic astigmatism	0.3 logmar	0.5	0.2 logmar	0.63	20/25 f	0.8	20/25 f	0.8	-0.50	-2.00	180	-0.50	-2.00	180	0	0				
102	MS	16/07/19	9	P	Bilateral	Compound myopic astigmatism+katarak subcapsular	Compound myopic astigmatism+katarak subcapsular	0.05	0.05	0.05	0.05	0.5 f3	0.5	0.5 f	0.5	-4.50	-3.50	180	-4.50	-3.50	180	0	0				
103	MSF	02/07/19	8	L	Bilateral	Compound myopic astigmatism	Compound myopic astigmatism	0.3	0.3	0.3	0.3	0.6 f	0.6	0.5 f	0.5	2.50	3.00	180	2.50	-4.00	180	0	7				
104	AW	30/08/19	14	P	Unilateral	Simple myopic astigmatism	Emetrop	20/20	1.00	20/20 f	1.00	20/20 f	1.0	20/20	1.0	PLANO	-0.50	180	PLANO	0.00	0.00	0	0.5				
105	AT	13/08/19	16	L	Bilateral	Simple myopic astigmatism	Compound myopic astigmatism	0.05	0.05	0.05	0.05	1.0	1.0	1.0 f	1.0	-5.50	0.00	0.00	-5.50	-0.50	10	0	0.5				
106	IKN	15/10/19	7	P	Bilateral	Compound myopic astigmatism	Compound myopic astigmatism	0.4	0.4	0.4	0.4	1.0 f	1.0	1.0 f	1.0	-1.00	-1.00	180	-1.50	-0.50	10	0.5	0.5				

107	DDA	28/10/19	15	P	Bilateral	Compound myopic astigmatism	Compound myopic astigmatism	0.5 f	0.5	0.5 f	0.5	0.8	0.8	0.8 f3	0.8	-0.50	-3.00	180	-0.75	-3.50	180	0.25	0.5
108	IAN	28/10/19	11	L	Bilateral	Compound myopic astigmatism	Compound myopic astigmatism	0.63 f2	0.63	0.4	0.4	0.8	0.8	0.8	0.8	-6.00	-1.00	10	-5.50	-2.00	170	0.5	1
109	SE	25/10/19	11	L	Bilateral	Mixed astigmatism	Mixed astigmatism	0.4	0.4	0.63	0.63	0.6	0.6	0.6	0.6	1.50	-6.00	10	2.00	-5.00	170	0.5	1
110	N	21/10/19	13	P	Bilateral	Compound hipermetropic astigmatism	Compound hipermetropic astigmatism	0.4	0.4	0.8	0.8	0.4	0.4	0.1	0.1	7.00	-2.00	130	9.00	-2.00	30	2	0
111	MFSM	18/10/19	9	L	Bilateral	Compound myopic astigmatism	Compound myopic astigmatism	0.1	0.1	0.1	0.1	0.2	0.2	0.3	0.3	10.00	-2.00	180	10.00	-2.00	180	0	0
112	MM	10/10/19	13	P	Bilateral	Compound myopic astigmatism+to rch	Compound myopic astigmatism+to rch	1/300	0.003	0.1	0.1	1/300	0.003	0.3	0.3	-5.00	-2.00	90	-10.00	-4.00	70	5	2
113	K	9/19/19	12	P	Bilateral	Compound myopic astigmatism	Compound myopic astigmatism	0.2	0.2	0.2	0.2	0.8	0.8	0.6	0.6	-8.00	-2.00	180	-9.00	-2.00	180	1	0
114	NQT	15/10/19	8	P	Bilateral	Simple myopic astigmatism	Simple myopic astigmatism	0.6	0.6	0.6	0.6	1.0 f	1.0	1.0	1.0	PLANO	-0.75	180	PLANO	-1.00	180	0	0.25
115	HS	15/10/19	8	P	Bilateral	Compound myopic astigmatism	Compound myopic astigmatism	1/60	0.016	2/60	0.03	0.5	0.5	0.7	0.7	-10.00	-1.50	180	-10.00	-1.50	180	0	0
116	ABR	05/08/19	7	L	Bilateral	Compound myopic astigmatism	Compound myopic astigmatism	0.2	0.2	0.4	0.4	0.3	0.3	0.5	0.5	6.00	-2.00	180	5.00	-1.00	170	1	1
117	RDF	02/08/19	7	L	Bilateral	Simple myopic astigmatism+exotropia	Simple myopic astigmatism+exotropia	0.8	0.8	0.7 f	0.7	1.0	1.0	1.0	1.0	PLANO	-1.50	180	PLANO	-1.50	180	0	0
118	YK	20/03/19	14	L	Bilateral	Compound myopic astigmatism	Compound myopic astigmatism	0.8	0.8	0.3 f	0.3	1.0	1.0	1.0 f	1.0	PLANO	-0.75	10	-1.25	-0.50	180	1.25	0.25
119	VFL	20/03/19	6	P	Bilateral	Simple myopic astigmatism	Simple myopic astigmatism	20/100	0.2	20/100	0.2	20/40	0.5	20/40	0.5	-2.50	-3.00	180	-2.00	-2.50	20	0.5	0.5
120	SA	02/07/19	7	P	Bilateral	Myopia gravior	Myopia gravior	2/60	0.03	1/60	0.016	20/60	0.3	20/100	0.2	-14.00	-2.00	180	-14.00	-2.50	30	0	0.5
121	SKA	02/07/19	7	P	Bilateral	Myopia gravior	Myopia gravior	2/60	0.03	2/60	0.03	20/80	0.25	20/80	0.25	-13.00	-2.00	20	-15.00	-2.50	160	2	0.5
122	ARA	12/06/19	18	P	Bilateral	Compound myopic astigmatism	Compound myopic astigmatism	20/200	0.1	20/100	0.2	1.0 f	1.0	1.0	1.0	-2.00	-1.00	180	-1.25	-1.00	180	0.75	0
123	MIAA	31/01/19	8	L	Bilateral	Compound myopic astigmatism	Compound myopic astigmatism	0.1	0.1	0.1	0.1	0.8	0.8	0.8 f3	0.8	-3.75	-1.50	180	-3.75	-1.50	17	0	0
124	AMT	15/03/19	6	P	Bilateral	Myopia gravior	Myopia gravior	20/40	0.5	20/40	0.5	20/20	1.0	20/20	1.0	-12.00	-2.00	180	-10.00	-2.00	180	2	0
125	MAQ	08/02/19	8	L	Bilateral	Compound myopic astigmatism	Compound myopic astigmatism	0.2	0.2	0.125	0.125	0.4	0.4	0.4 f2	0.4	-4.50	-2.50	180	-5.00	-3.00	170	0.5	0.5
126	WS	20/04/19	3	L	Bilateral	Simple hipermetropic astigmatism	Compound hipermetropic astigmatism	0.6 f3	0.6	0.5 f2	0.5	0.6	0.6	0.4	0.4	-4.50	-0.50	180	-4.50	-0.75	180	0	0.25
127	MH	23/10/19	13	L	Bilateral	Compound myopic astigmatism	Compound myopic astigmatism	0.1	0.1	0.1	0.1	0.5	0.5	0.5	0.5	-6.00	-2.00	90	-5.50	-2.00	60	0.5	0
128	NK	23/10/19	14	P	Bilateral	Compound myopic astigmatism	Myopia levior	0.63	0.63	0.125	0.125	0.5 f2	0.5	1.0	1.0	-7.50	-3.50	10	-4.00	0.00	0.00	3.5	3.5
129	RA	20/09/19	12	L	Bilateral	Simple myopic astigmatism	Simple myopic astigmatism	0.4	0.4	0.4	0.4	0.8	0.8	0.8	0.8	PLANO	-6.00	10	PLANO	-6.00	170	0	0

130	IA	20/09/19	8	L	Bilateral	Simple myopic astigmatism	Simple myopic astigmatism	0.4	0.4	0.4	0.4	0.8	0.8	0.8	0.8	PLANO	-4.50	170	PLANO	-4.50	180	0	0
131	VAN	11/01/19	7	P	Bilateral	Compound hipermetropic astigmatism	Compound hipermetropic astigmatism	0.3	0.3	0.3	0.3	0.5 f	0.5	0.5 f	0.5	0.50	-3.00	180	0.50	-3.50	170	0	0.5
132	NAAA	01/03/19	6	P	Bilateral	Compound myopic astigmatism	Compound myopic astigmatism	0.05	0.05	0.05	0.05	0.05	0.05	0.05	0.05	3.00	-1.50	180	3.00	-1.50	180	0	0
133	AAAR	09/05/19	7	L	Bilateral	Compound myopic astigmatism	Compound myopic astigmatism	20/200	0.1	20/200	0.1	20/40	0.5	20/40	0.5	-2.25	-2.00	180	-2.25	-2.50	180	0	0.5
134	MFR	04/07/19	9	L	Bilateral	Compound myopic astigmatism+exophoria	Compound myopic astigmatism+exophoria	0.1	0.1	0.2	0.2	0.2	0.2	0.3	0.3	2.50	-3.50	160	2.00	-3.00	10	0.5	0.5
135	PAL	01/10/19	14	P	Bilateral	Compound myopic astigmatism	Simple myopic astigmatism	0.6	0.6	1.0	1.0	1.0	1.0	1.0	1.0	-0.50	-1.00	180	-0.50	-1.00	180	0	0
136	AMSH	23/12/19	8	L	Bilateral	Simple myopic astigmatism	Compound myopic astigmatism	0.8	0.8	0.5	0.5	1.0	1.0	1.0	1.0	PLANO	-1.00	180	-0.25	-1.75	170	0.25	0.75
137	MZ	05/11/19	5	L	Bilateral	Simple myopic astigmatism	Simple myopic astigmatism	20/40	0.5	20/40	0.5	20/20	1.0	20/20	1.0	PLANO	-3.00	180	PLANO	-3.50	180	0	0.5
138	R	20/11/19	13	L	Unilateral	Compound myopic astigmatism	-	3/60	0.05	-	-	0.2	0.2	-	-	-18.00	-2.00	30	0.00	0.00	0.00	18	2
139	NF	11/11/19	13	P	Bilateral	Simple myopic astigmatism	Mixed astigmatism	0.63	0.63	0.08	0.08	1.0	1.0	0.16	0.16	PLANO	-0.75	180	3.00	-5.00	180	3	4.25
140	APD	07/11/19	13	P	Bilateral	Compound hipermetropic astigmatism	Compound hipermetropic astigmatism	0.05	0.05	1.0	1.0	0.16	0.16	1.0	1.0	5.00	-2.00	160	PLANO	0.00	0.00	5	2
141	MZAF	07/11/19	8	L	Bilateral	Compound myopic astigmatism	Compound myopic astigmatism	20/400	0.05	20/400	0.05	20/40	0.5	20/30	0.6	-4.0	-3.50	180	-4.00	-3.50	180	0	0
142	AZ	07/11/19	7	P	Bilateral	Compound myopic astigmatism	Compound myopic astigmatism	0.1	0.1	2/60	0.03	0.5	0.5	0.5	0.5	4.00	-1.50	180	7.00	-1.50	30	3	0
143	NA	06/11/19	16	P	Bilateral	Compound myopic astigmatism	Compound myopic astigmatism	0.15	0.15	0.15	0.15	0.3	0.3	0.4 f	0.4	-1.25	-1.50	180	-1.25	-1.50	180	0	0
144	ANB	06/11/19	10	P	Bilateral	Compound myopic astigmatism	Compound myopic astigmatism	20/60	0.3	20/60	0.3	20/70	0.28	20/70	0.28	-16.00	-2.00	180	-16.00	-2.00	180	0	0
145	GMR	06/11/19	11	P	Bilateral	Compound myopic astigmatism	Compound myopic astigmatism	20/400 f	0.05	20/400 f	0.05	20/20 f	1.0	20/20 f	1.0	-3.50	-0.50	180	-3.50	-0.50	180	0	0
146	AAAR	01/11/19	10	P	Bilateral	Compound myopic astigmatism	Compound myopic astigmatism	0.1	0.1	0.1 f	0.1	0.6	0.6	0.6	0.6	-1.50	-4.00	180	-1.50	-4.00	180	0	0
147	CB	31/10/19	12	P	Bilateral	Mixed astigmatism	Simple myopic astigmatism	0.16	0.16	0.4	0.4	0.6 f	0.6	1.0	1.0	0.50	-4.50	170	PLANO	-2.00	30	0.50	2.5
148	RZ	26/11/19	5	P	Bilateral	Exophoria+mixed astigmatism	Exophoria+mixed astigmatism	0.2	0.2	0.1	0.1	20/20	1.0	20/20	1.0	0.50	-1.00	180	0.50	-1.25	180	0	0.25
149	MSA	31/12/19	14	P	Bilateral	Compound myopic astigmatism	Compound myopic astigmatism	3/60	0.05	0.05	0.05	1.0 f	1.0	1.0 f	1.0	-5.00	2.50	170	-5.00	-2.00	180	0	4.5
150	NAR	26/12/19	12	P	Bilateral	Compound hipermetropic astigmatism	Compound hipermetropic astigmatism	1.0	1.0	0.2	0.2	1.0	1.0	20/30 f	20/30	0.50	-0.50	180	1.00	-3.50	5	0.5	3
151	SARH	23/12/19	13	P	Bilateral	Simple myopic astigmatism	Simple myopic astigmatism	20/60	0.3	20/20	1.0	20/30	20/30	20/20	1.0	1.00	0.00	0.00	PLANO	-0.50	10	1	0.5
152	R	23/12/19	13	P	Bilateral	Compound hipermetropic	Mixed astigmatism	20/100	0.2	20/80	0.25	20/60 f	0.3	20/60 f	0.3	3.00	-2.00	180	2.00	-2.00	10	1	0

						astigmatism																				
153	RI	23/12/19	13	P	Bilateral	Simple myopic astigmatism	Simple myopic astigmatism	1.0	1.0	0.2	0.2	20/20	1.0	20/30 f	0.6	PLANO	-0.50	180	PLANO	-3.50	175	0	3			
154	AM	06/12/19	16	L	Bilateral	Compound myopic astigmatism	Compound myopic astigmatism	0.5	0.5	0.63	0.63	20/25 f	0.8	20/25 f	0.8	-10.00	-1.50	165	-8.00	-2.00	10	2	0.5			
155	APF	28/11/19	10	P	Bilateral	Myopia moderate	Myopia moderate	20/200 f	1.0	20/200	0.1	20/20	1.0	20/20	1.0	-3.00	0.00	0.00	3.00	0.00	0.00	6	0			