

## DAFTAR PUSTAKA

- Baso, Suandar. (2010). *“An Eularian Scheme with Lagrangian Particles for Computing Fluid Structure Interaction with Nonlinear Free Surface Flow In Marine Engineering*. School of Engineering. Japan.
- Baso, Suandar, Mutsuda, H, Doi, Y. (2014). *“A Hybrid Particle-Grid Scheme for Computing Hydroelastic Behaviors Caused by Slamming”*. Journal of Shipping and Ocean Engineering . Japan.
- Bhattacharya, 1978. *Dynamic of Marine Vehicles*. New York, United State of America.
- Dallinga R.P. *“Bow Flare Slamming of Container Ship and It’s Impact On Operational Reability”*. [Online].  
Tersedia: <http://www.marin.nl/web/Publications/Publication-items/Bow-flareslamming-of-container-shipsand-its-impact-on-operational-reliability.htm>. [Juni 2020]
- Himaya, 2016. *“Prediksi Distribusi Tekanan Pada Bagian Haluan Kapal Akibat Adanya Slamming”*. UNHAS. Makassar
- Rousset J.M., Pettinotti B., Quillard O., Toularastel J.L. *“Slamming Experiments On A Ship Model”*. [Online].  
Tersedia: [http://www.iwwwfb.or/iwwwfb20\\_53.pdf](http://www.iwwwfb.or/iwwwfb20_53.pdf). [Juni 2020]

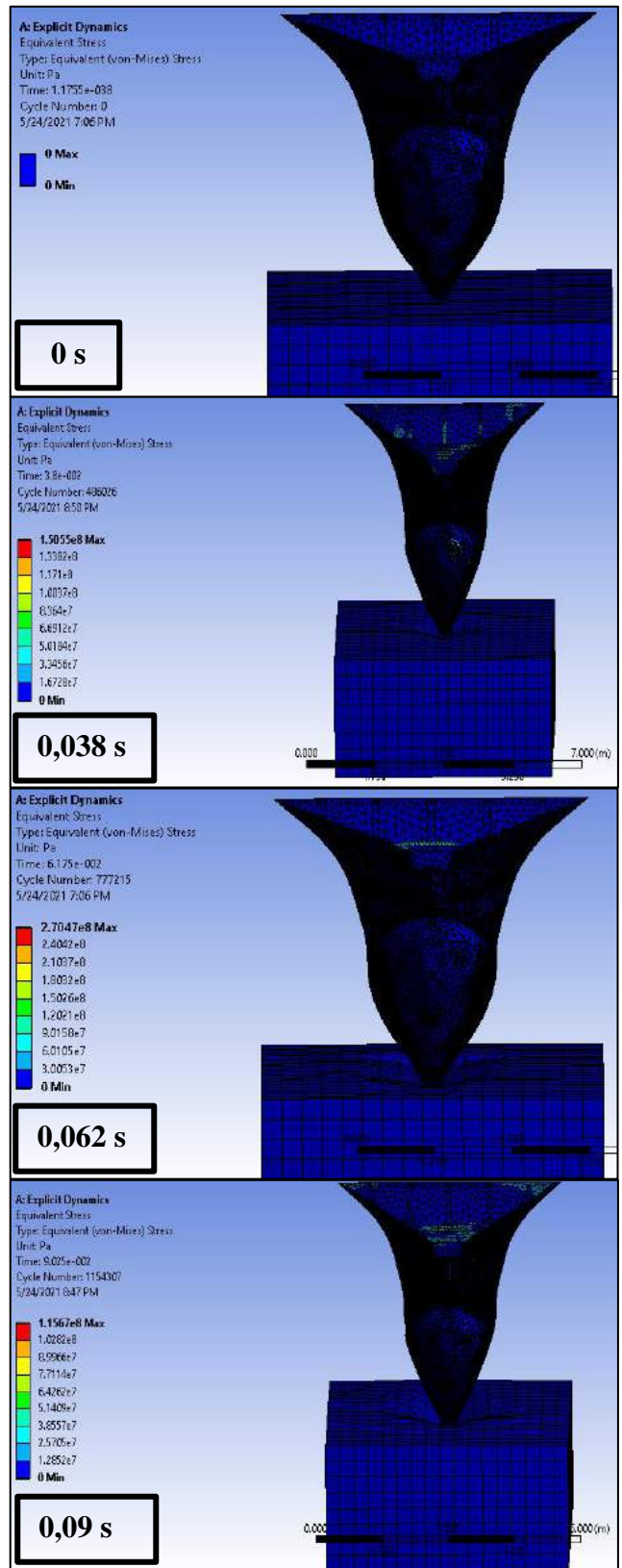
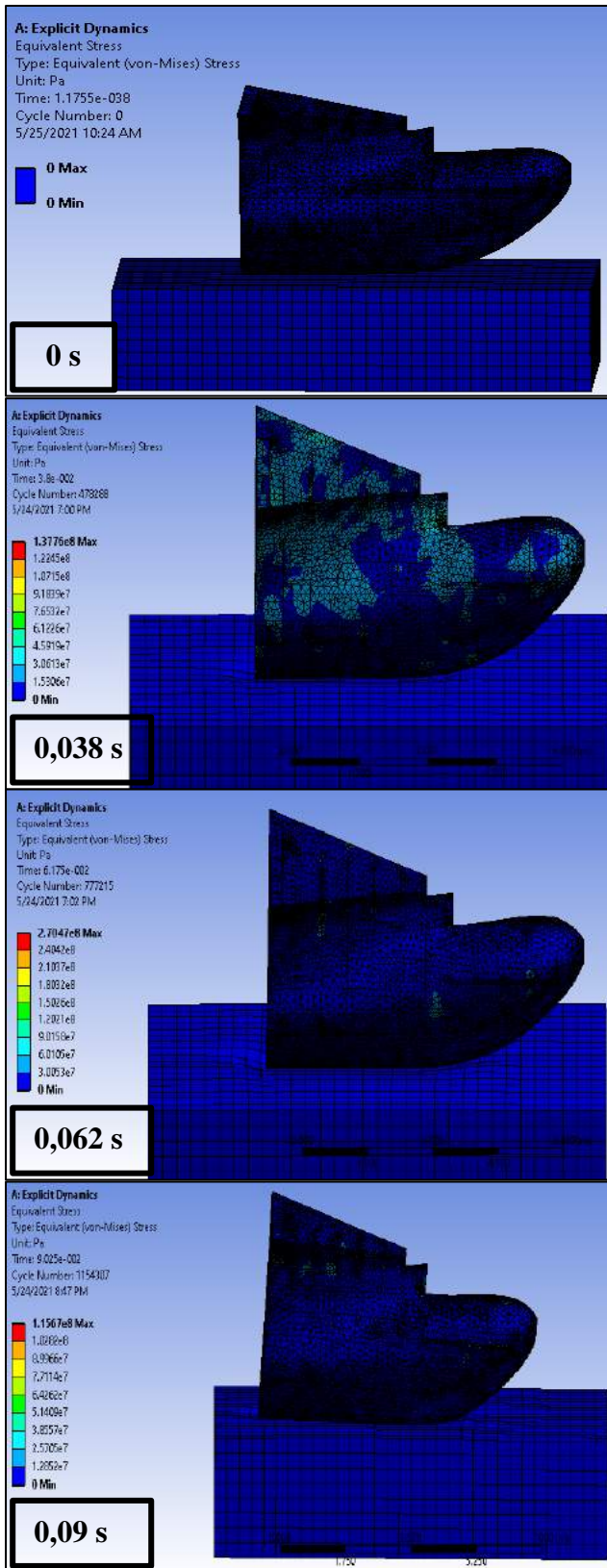
Veen, 2011. “A 2D Smoothed Particle Hydrodynamics Theory For Calculating Slamming Loads On Ship Hull Sections”. [Online].

Tersedia: <https://www.semanticscholar.org/paper/A-2D-SMOOTHED-PARTICLE-HYDRODYNAMICS-THEORY-FOR-ON-Veen-Gourlay/09ed1396837ba058b4a6769817a0c5eabf5360>

## **LAMPIRAN**

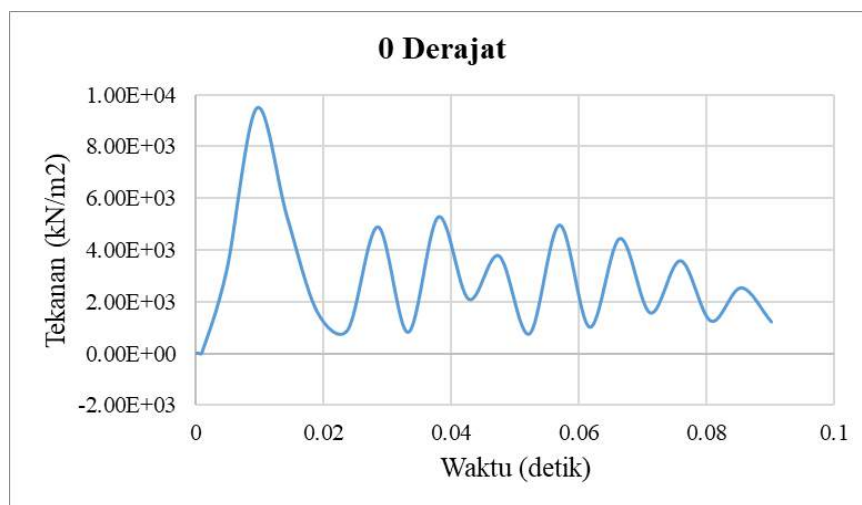
# Lampiran 1. Data Hasil Simulasi *Drop Test* Pada Kemiringan 0°

## Droptest sudut kemiringan 0°



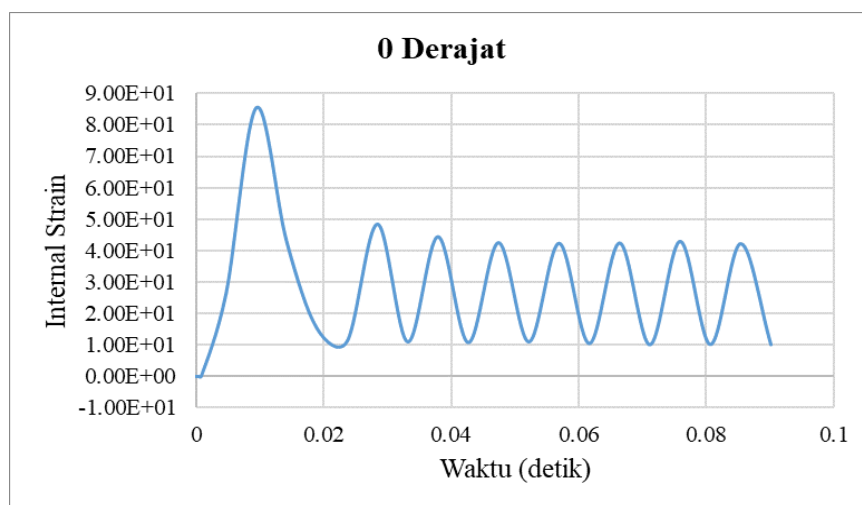
### Nilai tekanan pada sudut kemiringan 0°

No	Waktu (s)	p (kN/m <sup>2</sup> )
1	0	0
2	0.000	0
3	0.001	0
4	0.005	3.171E+03
5	0.010	9.472E+03
6	0.014	5.281E+03
7	0.019	1.593E+03
8	0.024	8.986E+02
9	0.029	4.883E+03
10	0.033	8.107E+02
11	0.038	5.267E+03
12	0.043	2.090E+03
13	0.048	3.766E+03
14	0.052	7.490E+02
15	0.057	4.952E+03
16	0.062	1.009E+03
17	0.067	4.434E+03
18	0.071	1.558E+03
19	0.076	3.575E+03
20	0.081	1.249E+03
21	0.086	2.530E+03
22	0.090	1.216E+03



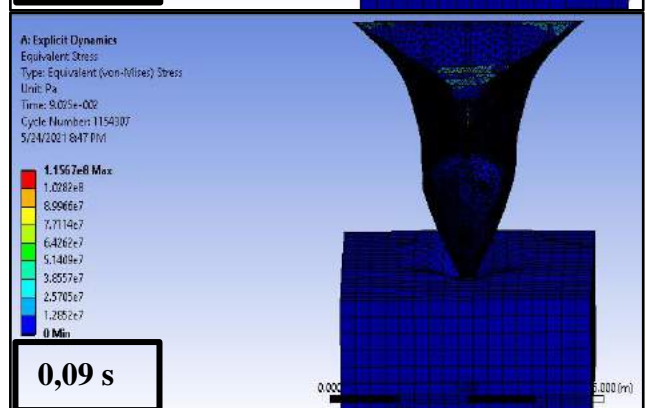




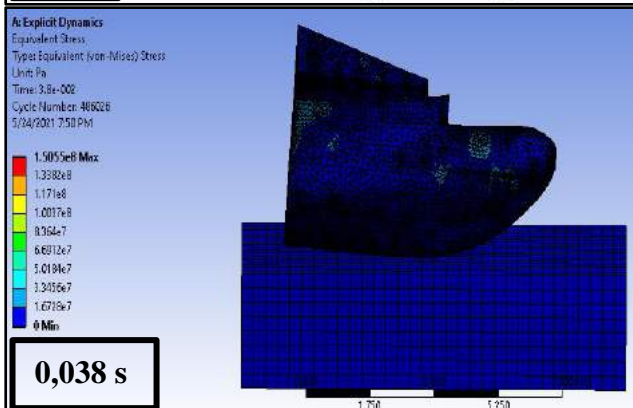
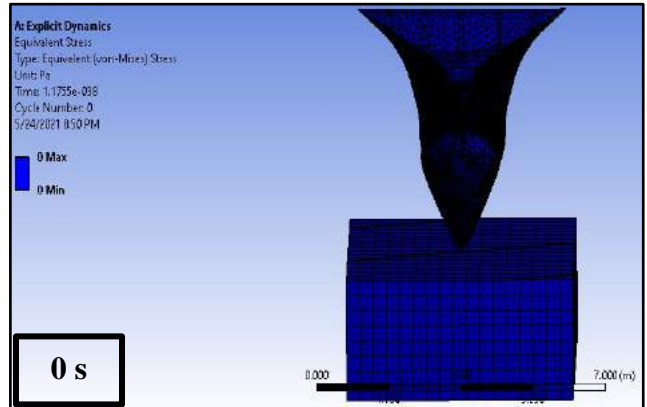
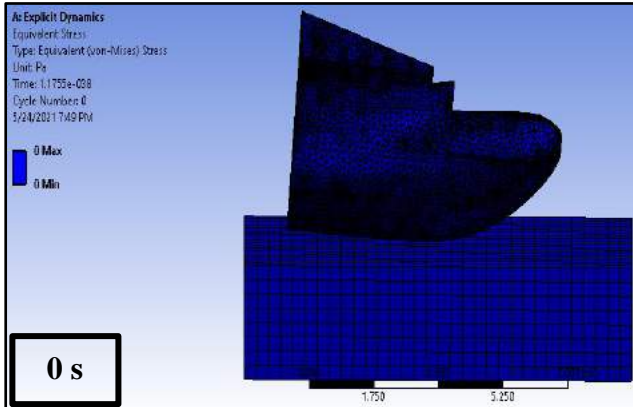
**Nilai *internal strain* pada sudut kemiringan 0°**

No	Waktu (s)	Internal Strain
1	0	0
2	0.000	0
3	0.001	0
4	0.005	2.640E+01
5	0.010	8.560E+01
6	0.014	4.300E+01
7	0.019	1.530E+01
8	0.024	1.120E+01
9	0.029	4.850E+01
10	0.033	1.100E+01
11	0.038	4.450E+01
12	0.043	1.080E+01
13	0.048	4.260E+01
14	0.052	1.100E+01
15	0.057	4.240E+01
16	0.062	1.050E+01
17	0.067	4.250E+01
18	0.071	1.010E+01
19	0.076	4.300E+01
20	0.081	1.020E+01
21	0.086	4.230E+01
22	0.090	1.010E+01



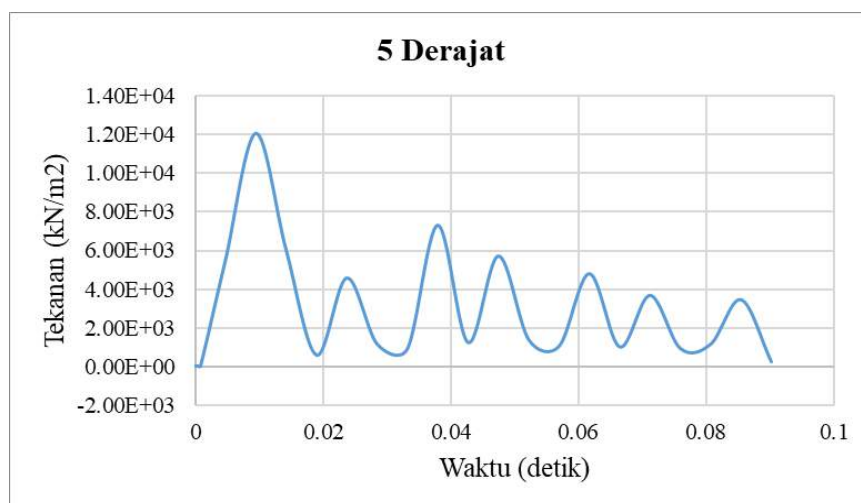
## Lampiran 2. Data Hasil Simulasi *Drop Test* Pada Kemiringan 5°

### Droptest sudut kemiringan 0°



### Nilai tekanan pada sudut kemiringan 5°

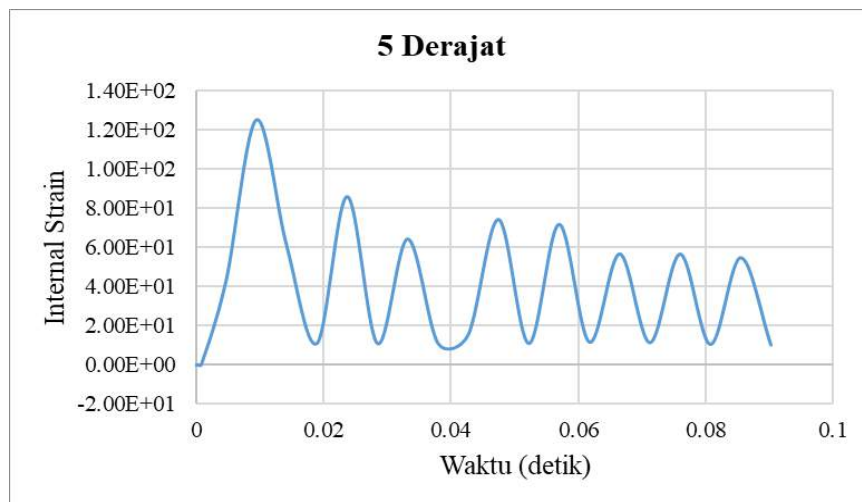
No	Waktu (s)	p (kN/m <sup>2</sup> )
1	0	0
2	0.000	0
3	0.001	0
4	0.005	5.496E+03
5	0.010	1.208E+04
6	0.014	6.036E+03
7	0.019	5.717E+02
8	0.024	4.571E+03
9	0.029	1.141E+03
10	0.033	8.989E+02
11	0.038	7.311E+03
12	0.043	1.226E+03
13	0.048	5.714E+03
14	0.052	1.369E+03
15	0.057	1.025E+03
16	0.062	4.795E+03
17	0.067	9.892E+02
18	0.071	3.668E+03
19	0.076	9.117E+02
20	0.081	1.137E+03
21	0.086	3.450E+03
22	0.090	2.197E+02





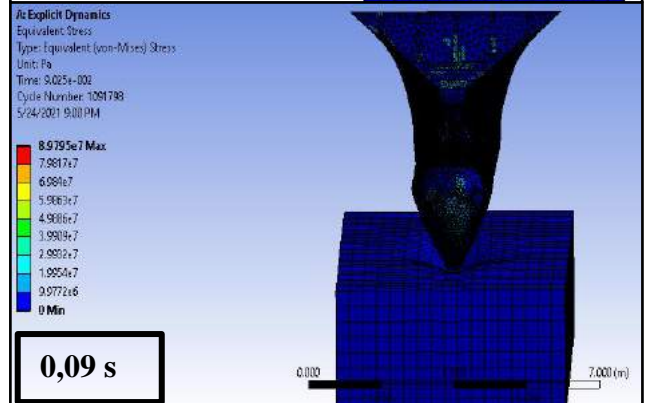

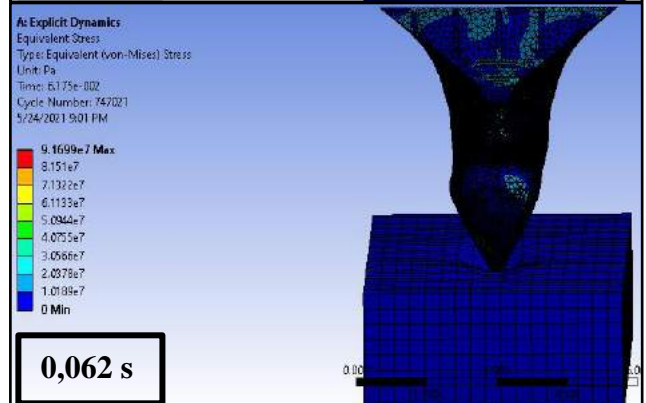
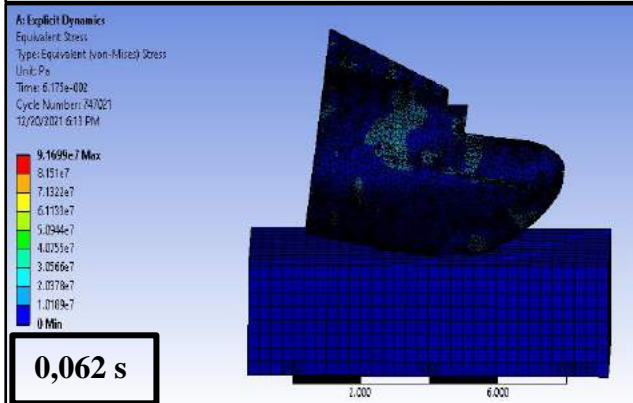
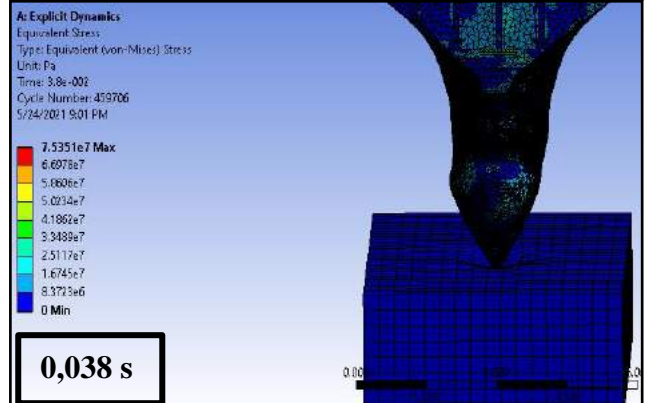
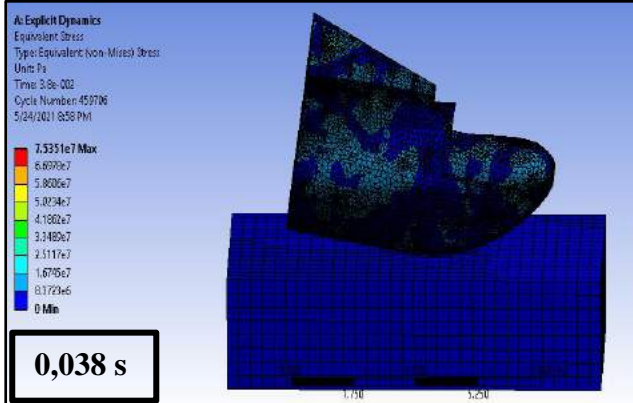
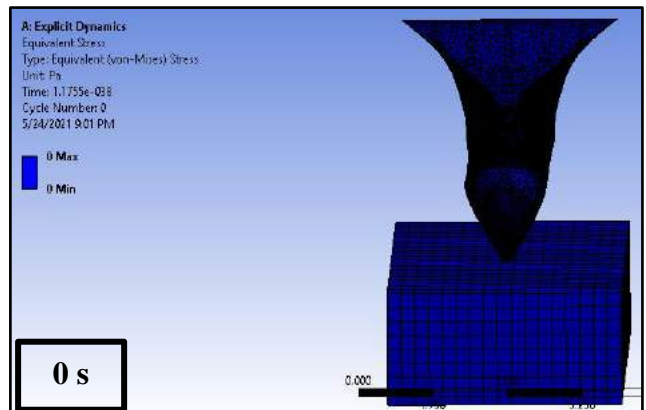
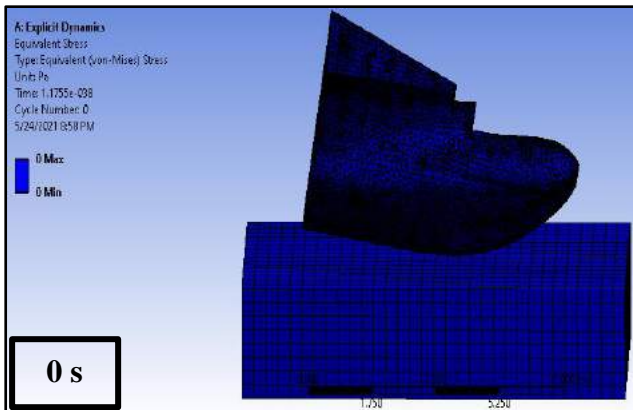
### Nilai *internal strain* pada sudut kemiringan 5°

No	Waktu (s)	Internal Strain
1	0	0
2	0.000	0
3	0.001	0
4	0.005	4.300E+01
5	0.010	1.252E+02
6	0.014	6.100E+01
7	0.019	1.100E+01
8	0.024	8.600E+01
9	0.029	1.100E+01
10	0.033	6.430E+01
11	0.038	1.100E+01
12	0.043	1.540E+01
13	0.048	7.430E+01
14	0.052	1.100E+01
15	0.057	7.180E+01
16	0.062	1.170E+01
17	0.067	5.670E+01
18	0.071	1.140E+01
19	0.076	5.660E+01
20	0.081	1.050E+01
21	0.086	5.480E+01
22	0.090	1.020E+01



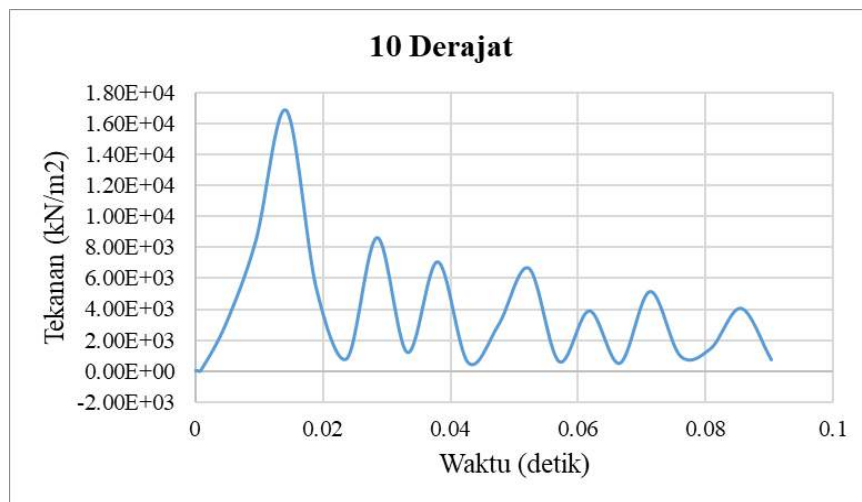
### Lampiran 3. Data Hasil Simulasi *Drop Test* Pada Kemiringan $10^\circ$

#### Droptest sudut kemiringan $10^\circ$



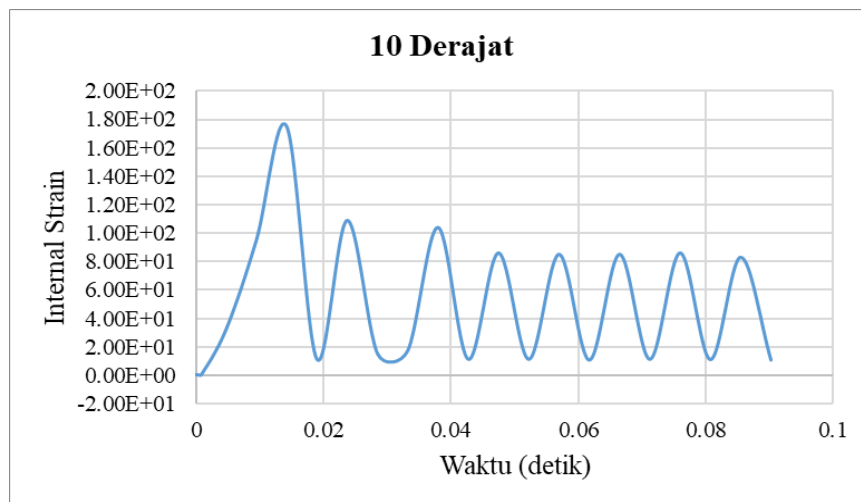
### Nilai tekanan pada sudut kemiringan 10°

No	Waktu (s)	p (kN/m <sup>2</sup> )
1	0	0
2	0.000	0
3	0.001	0
4	0.005	2.980E+03
5	0.010	8.424E+03
6	0.014	1.688E+04
7	0.019	5.312E+03
8	0.024	7.926E+02
9	0.029	8.634E+03
10	0.033	1.196E+03
11	0.038	7.065E+03
12	0.043	5.363E+02
13	0.048	2.965E+03
14	0.052	6.654E+03
15	0.057	6.060E+02
16	0.062	3.889E+03
17	0.067	4.887E+02
18	0.071	5.144E+03
19	0.076	9.607E+02
20	0.081	1.447E+03
21	0.086	4.052E+03
22	0.090	7.180E+02



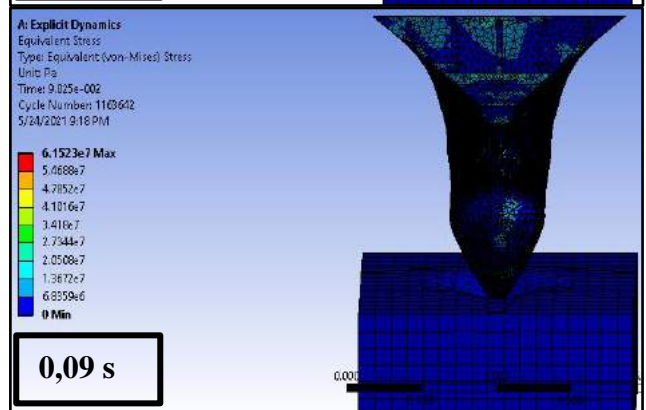
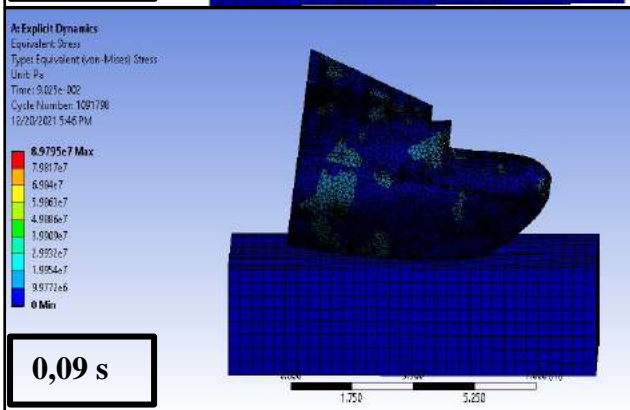
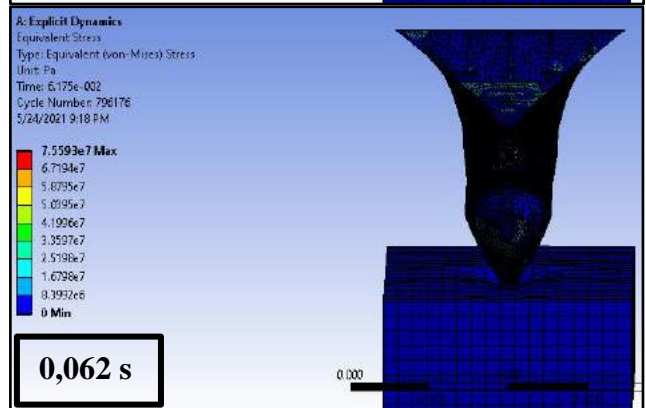
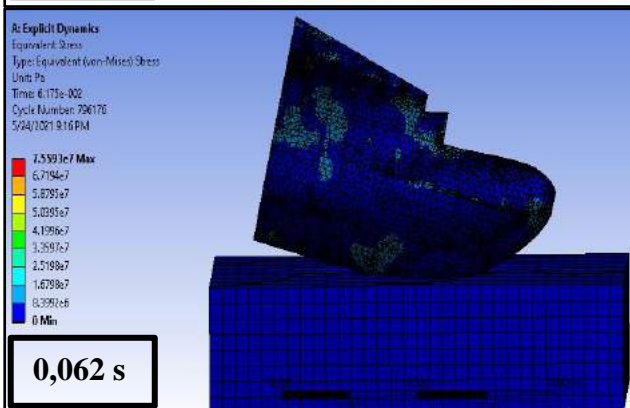
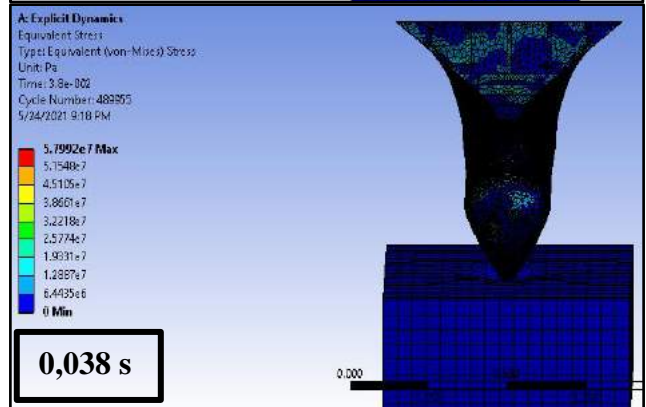
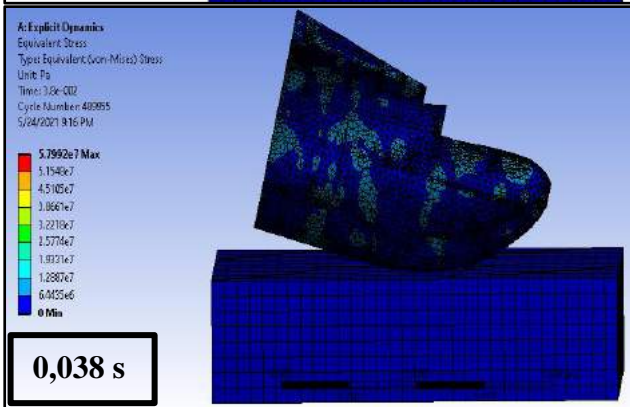
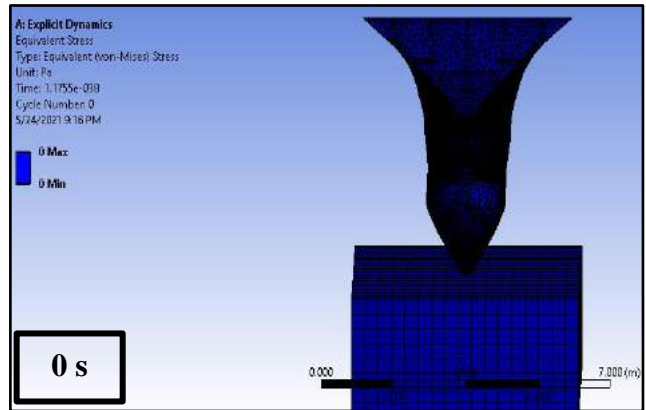
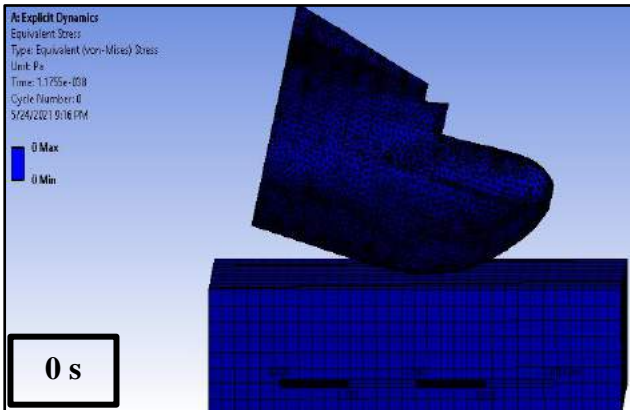
### Nilai *internal strain* pada sudut kemiringan 10°

No	Waktu (s)	Internal Strain
1	0	0
2	0.000	0
3	0.001	0
4	0.005	3.200E+01
5	0.010	9.500E+01
6	0.014	1.754E+02
7	0.019	1.100E+01
8	0.024	1.090E+02
9	0.029	1.500E+01
10	0.033	1.700E+01
11	0.038	1.040E+02
12	0.043	1.100E+01
13	0.048	8.600E+01
14	0.052	1.100E+01
15	0.057	8.500E+01
16	0.062	1.050E+01
17	0.067	8.500E+01
18	0.071	1.100E+01
19	0.076	8.600E+01
20	0.081	1.080E+01
21	0.086	8.300E+01
22	0.090	1.050E+01



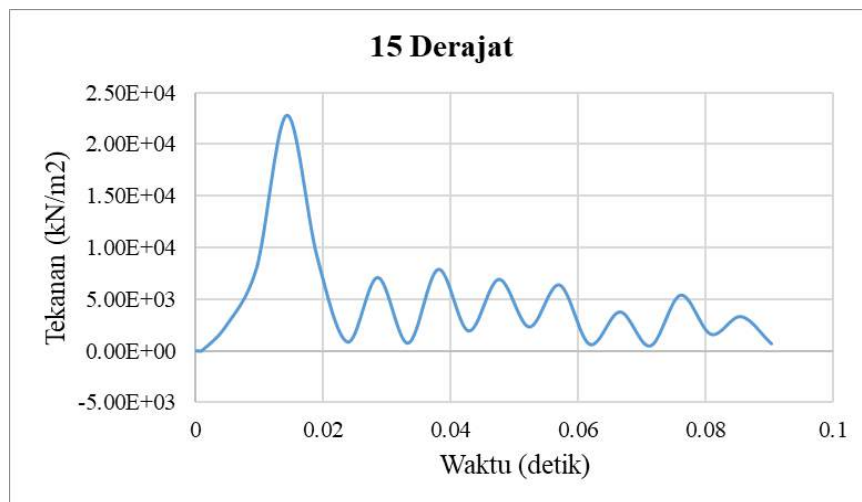
## Lampiran 4. Data Hasil Simulasi *Drop Test* Pada Kemiringan 15°

### Droptest sudut kemiringan 15°



### Nilai tekanan pada sudut kemiringan 15°

No	Waktu (s)	p (kN/m <sup>2</sup> )
1	0	0
2	0.000	0
3	0.001	0
4	0.005	2.455E+03
5	0.010	8.041E+03
6	0.014	2.286E+04
7	0.019	9.126E+03
8	0.024	8.698E+02
9	0.029	7.126E+03
10	0.033	7.493E+02
11	0.038	7.925E+03
12	0.043	1.939E+03
13	0.048	6.947E+03
14	0.052	2.328E+03
15	0.057	6.398E+03
16	0.062	6.394E+02
17	0.067	3.781E+03
18	0.071	4.815E+02
19	0.076	5.411E+03
20	0.081	1.624E+03
21	0.086	3.331E+03
22	0.090	7.000E+02



**Nilai *internal strain* pada sudut kemiringan 15°**

No	Waktu (s)	Internal Strain
1	0	0
2	0.000	0
3	0.001	0
4	0.005	5.400E+01
5	0.010	1.460E+02
6	0.014	2.580E+02
7	0.019	4.200E+01
8	0.024	1.090E+02
9	0.029	1.100E+01
10	0.033	1.560E+02
11	0.038	1.400E+01
12	0.043	1.190E+02
13	0.048	1.100E+01
14	0.052	5.800E+01
15	0.057	1.530E+02
16	0.062	1.300E+01
17	0.067	1.120E+02
18	0.071	1.500E+01
19	0.076	1.240E+02
20	0.081	1.200E+01
21	0.086	1.140E+02
22	0.090	1.100E+01

