

DAFTAR PUSTAKA

- Arianto, Arif. 2010. Eksplorasi Metode *Bar Chart*, CPM, PDM, *Line of Balance* dan *Time Chainage Diagram* Dalam Penjadwalan Proyek Konstruksi. Tesis. Semarang: Penerbit Universitas Diponegoro.
- Callahan, Michael T. et.al. 1992. *Construction Project Scheduling*. New York: McGraw Hill.
- Ervianto, Wulfram, I. 2005. Manajemen Proyek Konstruksi. Yogyakarta: Penerbit Andi Offset.
- Faisol. 2010. Mata Kuliah Perencanaan, Penjadwalan dan Pengendalian Proyek. Yogyakarta: Penerbit Universitas Islam Indonesia.
- Fayol, Henry. 1985. Industri dan Manajemen Umum. Terj. Winardi. London: Sir Issac and Son.
- Furkan, M Chandra. 2003. Perbandingan Metode Penjadwalan dengan Menggunakan *Linear Scheduling Method* (LSM) dan *Precedence Diagram Methode* (PDM). Skripsi. Depok: Penerbit Universitas Indonesia.
- Glenwright Jr, Earl T. 2004. *Lets Scrap The Precedence Diagramming Method*. AACE International Transactions, PS. 08.1Ps. 08.6.
- Gray, Clifford F, dan Larsson, Erik W. 2006. Manajemen Proyek. Yogyakarta: Penerbit Andi.
- Hinze. 2008. *Optimizatiion with PDE Constrain*. Germany: Hamburg University.
- Husen, A. 2010. Manajemen Proyek. Yogyakarta: Andi,
- Kenley. 2009. *Location Based Management Logic Puzzles*. Baldwin Wallace. USA.
- Kerzner, Harold. 1992, *Project Management: A System Approach to Planning, Scheduling, and Controlling*. New York: Van Nostrand Reinhold. Fourth Edition.
- Latief, Yusuf. 2000. Diklat Kuliah Manajemen Konstruksi. Planning (Perencanaan). Depok: Penerbit Universitas Indonesia.
- Lumsden. 1968. *The Line of Balance Method*. Pergamont Press. England.
- Mawdesley, et.al.1997, *Practically Management*.UK:University of Durham.
- Nicholas, JM. 1990. *Managing Businnes and Engineering Project*. Prentice Hall Inc.

- Nugraheni. 2004. Analisis Penjadwalan Ulang Proyek dengan Memanfaatkan *Line of Balance* Diagram. Yogyakarta: Penerbit Universitas Islam Indonesia.
- Nunally. 1980. *Construction Method and Management*. Prentice Hall.
- O'Brien, J.J, dan Plotnick, F.L. 1999. *CPM in Construction Management, Fifth Edition*. New York: McGraw-Hill.
- Prasetyo. 2017. Analisis Penjadwalan Ulang Waktu Pelaksanaan Proyek Jalan dengan Line of Balance. Tesis. Yogyakarta: Penerbit Universitas Islam Indonesia.
- Project Manajement Book of Knowledge 37rd.*, 2004.
- Rani, Hafnidar A. 2016. Manajemen Proyek Konstruksi. Yogyakarta: Penerbit Deepublish.
- Ridho, M.R., dan Syahrizal. 2014, Evaluasi Penjadwalan Waktu dan Biaya Proyek dengan metode *Log* dan *PERT* (Studi Kasus Proyek Pembangunan Gedung Kantor Badan Pusat Statistik Kota Medan Di Jl. Gaperta Medan, Sumatera Utara). Tugas Akhir. Medan: Penerbit Universitas Sumatera Utara.
- Riyanto, J. 1986. Produktivitas dan Tenaga Kerja. Jakarta: Penerbit SIUP.
- Sanjaya dan Prawira. 2014. Studi Perbandingan Penjadwalan Proyek Metode *Line of Balance* dan *Diagram Method* pada Pekerjaan Berulang. Tugas Akhir. Semarang: Penerbit Universitas Diponegoro.
- Santosa, Budi. 2009. Manajemen Proyek Konsep & Implementasi. Yogyakarta: Penerbit Graha Ilmu.
- Setianto, A. 2004. Studi Perbandingan Metode *Bar Chart* dengan *Line of Balance* Dalam Penjadwalan Kegiatan Pembangunan Perumahan. Tesis. Semarang: Penerbit Universitas Islam Sultan Agung.
- Shtub, Avraham, Bard, J.F. dan Globerson, S. 1994. *Project Management: Engineering, Technology and Implementation* New Jersey: Prentice Hall: Inc.
- Soeharto, Iman. 1995. Manajemen Proyek (Dari Konseptual Sampai Operasional). Jakarta: Penerbit Erlangga.
- Soeharto, Iman. 1997. Manajemen Proyek (Dari Konseptual Sampai Operasional). Jakarta: Penerbit Erlangga.
- Soeharto, Iman. 1999. Manajemen Proyek (Dari Konseptual Sampai Operasional). Jilid 1. Edisi Kedua. Jakarta: Erlangga
- Tamamengka, J., Pratasis, Pingkan A. K., dan Walangitan, D. R. O. 2016. Analisis Tenaga Kerja Terhadap Produktivitas Pada Proyek

Konstruksi (Studi Kasus: Rehabilitasi dan Perluasan Rumah Dinas Rektor Unsrat). Jurnal pada Jurusan Teknik Sipil Universitas Sam Ratulangi Manado. Vol.14 No. 65.

Uher, T. E. 1996. *Programming and Scheduling Techniques*. Construction Project Management and Economic Unit, School of Building, University of New South Wales, Australia.

Weaver, Patrick. 2006. *A Brief History of Scheduling*. Project Services Pty Ltd, Canberra.

LAMPIRAN

Lampiran 1. Rekapitulasi Waktu Pengerjaan Persegmen Ruas Jl. Rajawali

| No. | Jenis Pekerjaan (/Segmen) | M (man-h/unit) | N | n | A | H | R | t | T | B |
|-----|--|----------------|------|---|---|---|-----|-----|------|----|
| 1 | Pipa PVC Klas B dan Aksesoris | 32 | 1.7 | 2 | 2 | 1 | 3.5 | 2.0 | 48.0 | 0 |
| 2 | Pagar Pengaman | 64 | 3.4 | 4 | 4 | 1 | 3.5 | 2.0 | 48.0 | 2 |
| 3 | Bongkaran Aspal | 96 | 5.1 | 6 | 6 | 1 | 3.5 | 2.0 | 48.0 | 2 |
| 4 | Galian Tanah dengan Excavator, Hasil G | 96 | 5.1 | 4 | 4 | 1 | 2.3 | 3.0 | 72.0 | 1 |
| 5 | Pengaman Galian atau Shoring | 96 | 5.1 | 4 | 4 | 1 | 2.3 | 3.0 | 72.0 | 1 |
| 6 | Pemasangan Pipa Sewer (Pvc) | 192 | 10.3 | 8 | 8 | 1 | 2.3 | 3.0 | 72.0 | 1 |
| 7 | Timbunan Pasir (Bedding) | 64 | 3.4 | 4 | 4 | 1 | 3.5 | 2.0 | 48.0 | 3 |
| 8 | Timbunan Sirtu Padat | 96 | 5.1 | 6 | 6 | 1 | 3.5 | 2.0 | 48.0 | 14 |
| 9 | Pengadaan dan Pemasangan Geotextile | 16 | 0.9 | 2 | 2 | 1 | 7.0 | 1.0 | 24.0 | 14 |
| 10 | Slab Beton Bertulang Untuk Jalan | 64 | 3.4 | 8 | 8 | 1 | 7.0 | 1.0 | 24.0 | 7 |
| 11 | Lapisan Aspal AC-WC | 64 | 3.4 | 8 | 8 | 1 | 7.0 | 1.0 | 24.0 | 0 |

Ruas Jl. Nuri

| No. | Jenis Pekerjaan (/Segmen) | M (man-h/unit) | N | n | A | H | R | t | T | B |
|-----|--|----------------|------|---|---|---|-----|-----|------|----|
| 1 | Pipa PVC Klas B dan Aksesoris | 32 | 1.7 | 2 | 2 | 1 | 3.5 | 2.0 | 16.0 | 0 |
| 2 | Pagar Pengaman | 64 | 3.4 | 4 | 4 | 1 | 3.5 | 2.0 | 16.0 | 2 |
| 3 | Bongkaran Aspal | 96 | 5.1 | 6 | 6 | 1 | 3.5 | 2.0 | 16.0 | 2 |
| 4 | Galian Tanah dengan Excavator, Hasil G | 96 | 5.1 | 4 | 4 | 1 | 2.3 | 3.0 | 24.0 | 1 |
| 5 | Pengaman Galian atau Shoring | 96 | 5.1 | 4 | 4 | 1 | 2.3 | 3.0 | 24.0 | 1 |
| 6 | Pemasangan Pipa Sewer (Pvc) | 192 | 10.3 | 8 | 8 | 1 | 2.3 | 3.0 | 24.0 | 1 |
| 7 | Timbunan Pasir (Bedding) | 64 | 3.4 | 4 | 4 | 1 | 3.5 | 2.0 | 16.0 | 3 |
| 8 | Timbunan Sirtu Padat | 96 | 5.1 | 6 | 6 | 1 | 3.5 | 2.0 | 16.0 | 14 |
| 9 | Pengadaan dan Pemasangan Geotextile | 16 | 0.9 | 2 | 2 | 1 | 7.0 | 1.0 | 8.0 | 14 |
| 10 | Slab Beton Bertulang Untuk Jalan | 64 | 3.4 | 8 | 8 | 1 | 7.0 | 1.0 | 8.0 | 7 |
| 11 | Lapisan Aspal AC-WC | 64 | 3.4 | 8 | 8 | 1 | 7.0 | 1.0 | 8.0 | 0 |

Lampiran 2. Perhitungan Memulai Pekerjaan Segmen Ruas Jl. Rajawali

| No. | Jenis Pekerjaan (/Segmen) | t (Hari) | T (Hari) | B (Hari) | Mulai Segmen 1 | Mulai Segmen 25 |
|-----|--|----------|----------|----------|------------------------|-----------------|
| 1 | Pipa PVC Klas B dan Aksesoris | 2.0 | 48.0 | 0 | | 30 |
| 2 | Pagar Pengaman | 2.0 | 48.0 | 2 | $30 + 0 + 2.0 = 32.0$ | 32 |
| 3 | Bongkaran Aspal | 2.0 | 48.0 | 2 | $32 + 2 + 2.0 = 36.0$ | 36 |
| 4 | Galian Tanah dengan Excavator, Hasil G | 3.0 | 72.0 | 1 | $36 + 2 + 2.0 = 40.0$ | 40 |
| 5 | Pengaman Galian atau Shoring | 3.0 | 72.0 | 1 | $40 + 1 + 3.0 = 44.0$ | 44 |
| 6 | Pemasangan Pipa Sewer (Pvc) | 3.0 | 72.0 | 1 | $44 + 1 + 3.0 = 48.0$ | 48 |
| 7 | Timbunan Pasir (Bedding) | 2.0 | 48.0 | 3 | $48 + 1 + 3.0 = 52.0$ | 52 |
| 8 | Timbunan Sirtu Padat | 2.0 | 48.0 | 14 | $52 + 3 + 2.0 = 57.0$ | 57 |
| 9 | Pengadaan dan Pemasangan Geotextile | 1.0 | 24.0 | 14 | $57 + 14 + 2.0 = 73.0$ | 73 |
| 10 | Slab Beton Bertulang Untuk Jalan | 1.0 | 24.0 | 7 | $73 + 14 + 1.0 = 88.0$ | 88 |
| 11 | Lapisan Aspal AC-WC | 1.0 | 24.0 | 0 | $88 + 7 + 1.0 = 96.0$ | 96 |

Ruas Ji. Nuri

| No. | Jenis Pekerjaan (/Segmen) | t (Hari) | T (Hari) | B (Hari) | Mulai Segmen 1 | Mulai Segmen 9 |
|-----|--|----------|----------|----------|------------------------|----------------|
| 1 | Pipa PVC Klas B dan Aksesoris | 2.0 | 16.0 | 0 | | 30 |
| 2 | Pagar Pengaman | 2.0 | 16.0 | 2 | $30 + 0 + 2.0 = 32.0$ | 32 |
| 3 | Bongkaran Aspal | 2.0 | 16.0 | 2 | $32 + 2 + 2.0 = 36.0$ | 36 |
| 4 | Galian Tanah dengan Excavator, Hasil G | 3.0 | 24.0 | 1 | $36 + 2 + 2.0 = 40.0$ | 40 |
| 5 | Pengaman Galian atau Shoring | 3.0 | 24.0 | 1 | $40 + 1 + 3.0 = 44.0$ | 44 |
| 6 | Pemasangan Pipa Sewer (Pvc) | 3.0 | 24.0 | 1 | $44 + 1 + 3.0 = 48.0$ | 48 |
| 7 | Timbunan Pasir (Bedding) | 2.0 | 16.0 | 3 | $48 + 1 + 3.0 = 52.0$ | 52 |
| 8 | Timbunan Sirtu Padat | 2.0 | 16.0 | 14 | $52 + 3 + 2.0 = 57.0$ | 57 |
| 9 | Pengadaan dan Pemasangan Geotextile | 1.0 | 8.0 | 14 | $57 + 14 + 2.0 = 73.0$ | 73 |
| 10 | Slab Beton Bertulang Untuk Jalan | 1.0 | 8.0 | 7 | $73 + 14 + 1.0 = 88.0$ | 88 |
| 11 | Lapisan Aspal AC-WC | 1.0 | 8.0 | 0 | $88 + 7 + 1.0 = 96.0$ | 96 |

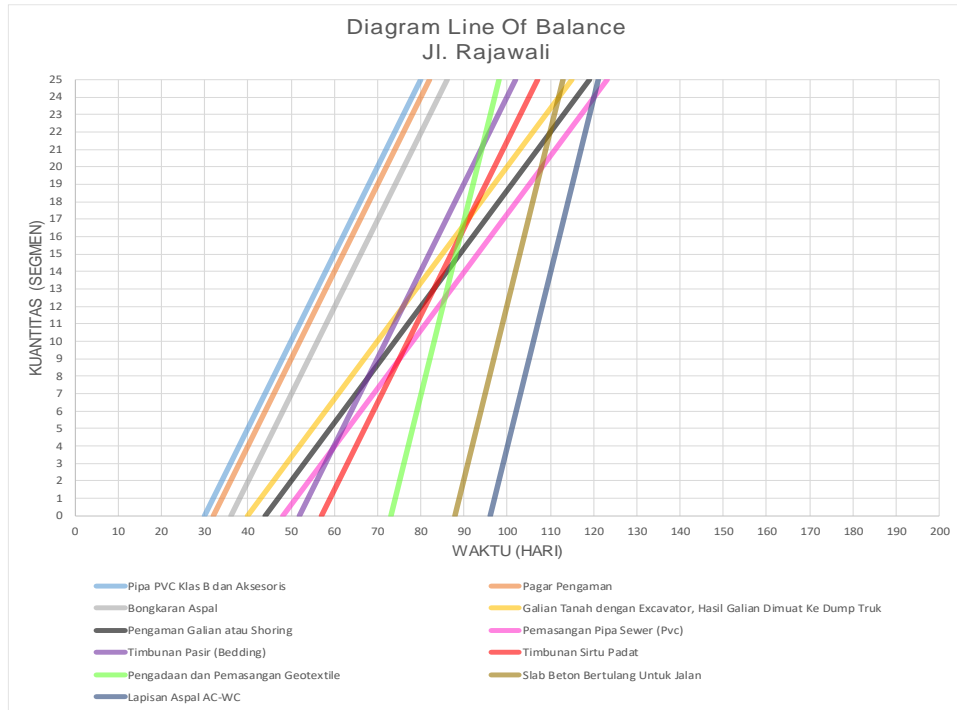
Lampiran 3. Rekapitulasi Mulai Segmen Pekerjaan Ruas Ji. Rajawali

| Urutan Kelompok Pekerjaan | Durasi Per Segmen (Hari) | Mulai Segmen 1 | Mulai Segmen 25 | Finish |
|---------------------------|--------------------------|----------------|-----------------|--------|
| 1 | 2 | 30 | 78.0 | 80.0 |
| 2 | 2 | 32 | 80.0 | 82.0 |
| 3 | 2 | 36 | 84.0 | 86.0 |
| 4 | 3 | 40 | 112.0 | 115.0 |
| 5 | 3 | 44 | 116.0 | 119.0 |
| 6 | 3 | 48 | 120.0 | 123.0 |
| 7 | 2 | 52 | 100.0 | 102.0 |
| 8 | 2 | 57 | 105.0 | 107.0 |
| 9 | 1 | 73 | 97.0 | 98.0 |
| 10 | 1 | 88 | 112.0 | 113.0 |
| 11 | 1 | 96 | 120.0 | 121.0 |

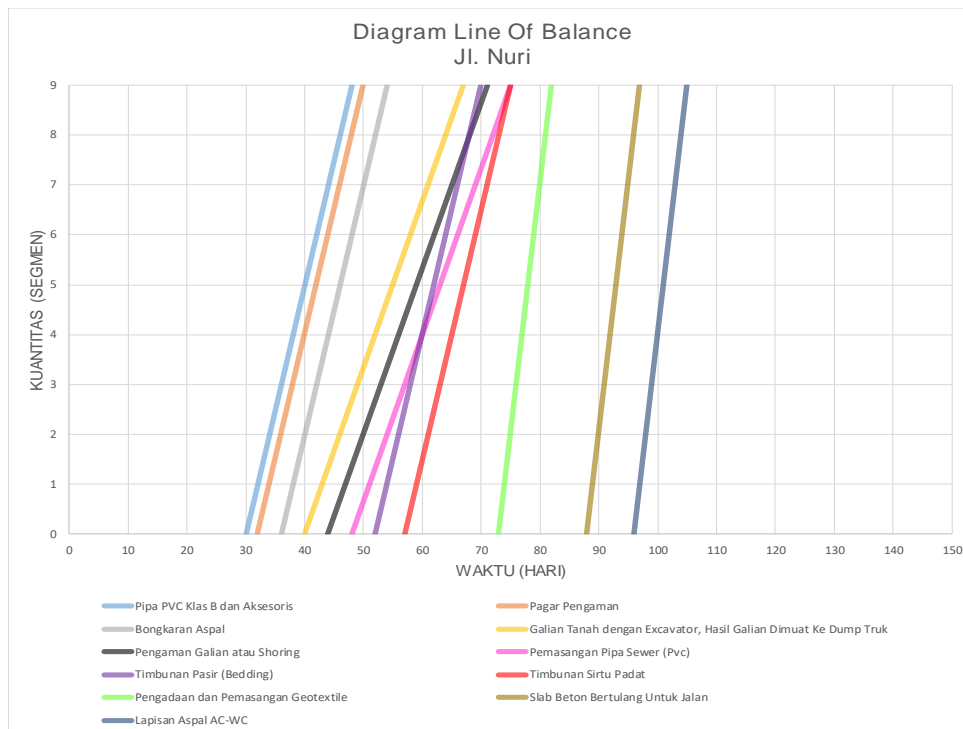
Ruas Ji. Nuri

| Urutan Kelompok Pekerjaan | Durasi Per Segmen (Hari) | Mulai Segmen 1 | Mulai Segmen 9 | Finish |
|---------------------------|--------------------------|----------------|----------------|--------|
| 1 | 2 | 30 | 46.0 | 48.0 |
| 2 | 2 | 32 | 48.0 | 50.0 |
| 3 | 2 | 36 | 52.0 | 54.0 |
| 4 | 3 | 40 | 64.0 | 67.0 |
| 5 | 3 | 44 | 68.0 | 71.0 |
| 6 | 3 | 48 | 72.0 | 75.0 |
| 7 | 2 | 52 | 68.0 | 70.0 |
| 8 | 2 | 57 | 73.0 | 75.0 |
| 9 | 1 | 73 | 81.0 | 82.0 |
| 10 | 1 | 88 | 96.0 | 97.0 |
| 11 | 1 | 96 | 104.0 | 105.0 |

Lampiran 4. Diagram Line of Balance Existing Ruas Jl. Rajawali



Ruas Jl. Nuri



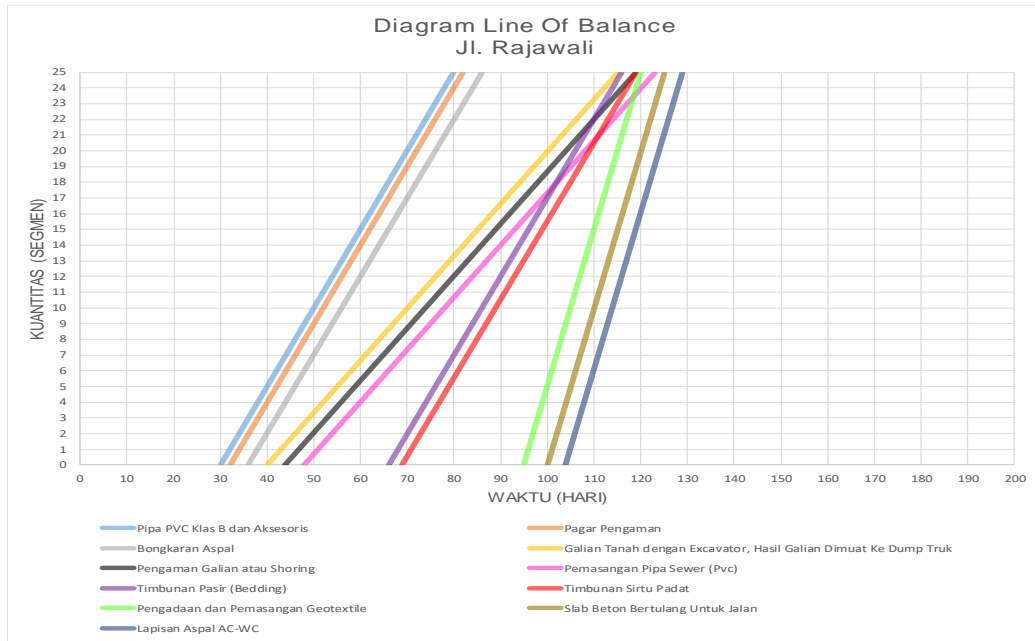
Lampiran 5. Rekapitulasi Hasil Penundaan
Ruas Jl. Rajawali

| No. | Durasi | Start | | Finish | Penundaan (Hari) | Start | | Finish |
|-----|--------------------------------|----------|-----------|--------|---------------------|----------|-----------|----------------------|
| | Per Segmen Pekerjaan (Hari) | Segmen 1 | Segmen 25 | | | Segmen 1 | Segmen 25 | Setelah Penundaan |
| 1 | 2 | 72 | 120 | 122 | 0 | 72 | 120 | 122 |
| 2 | 2 | 74 | 122 | 124 | 0 | 74 | 122 | 124 |
| 3 | 2 | 78 | 126 | 128 | 0 | 78 | 126 | 128 |
| 4 | 3 | 82 | 154 | 157 | 0 | 82 | 154 | 157 |
| 5 | 3 | 86 | 158 | 161 | 0 | 86 | 158 | 161 |
| 6 | 3 | 90 | 162 | 165 | 0 | 90 | 162 | 165 |
| 7 | 2 | 94 | 142 | 144 | 14 | 108 | 156 | 158 |
| 8 | 2 | 99 | 147 | 149 | 12 | 111 | 159 | 161 |
| 9 | 1 | 115 | 139 | 140 | 22 | 137 | 161 | 162 |
| 10 | 1 | 130 | 154 | 155 | 12 | 142 | 166 | 167 |
| 11 | 1 | 138 | 162 | 163 | 8 | 146 | 170 | 171 |

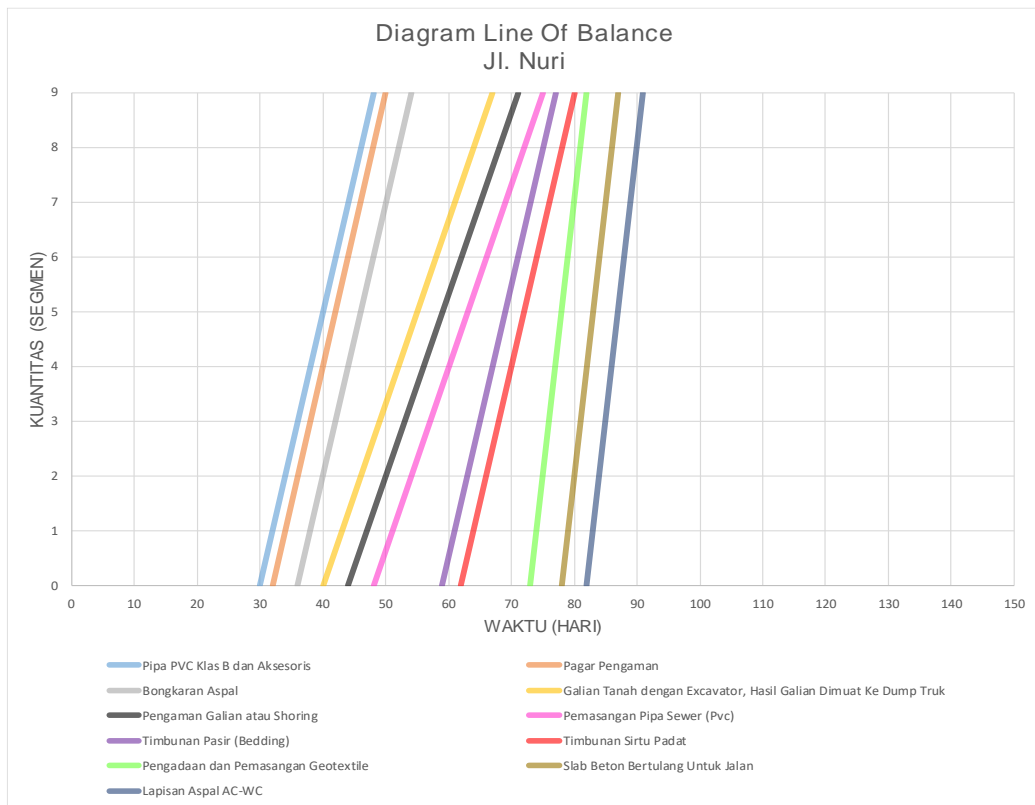
Ruas Jl. Nuri

| No. | Durasi | Start | | Finish | Penundaan (Hari) | Start | | Finish |
|-----|--------------------------------|----------|----------|--------|---------------------|----------|----------|----------------------|
| | Per Segmen Pekerjaan (Hari) | Segmen 1 | Segmen 9 | | | Segmen 1 | Segmen 9 | Setelah Penundaan |
| 1 | 2 | 122 | 138 | 140 | 0 | 122 | 138 | 140 |
| 2 | 2 | 124 | 140 | 142 | 0 | 124 | 140 | 142 |
| 3 | 2 | 128 | 144 | 146 | 0 | 128 | 144 | 146 |
| 4 | 3 | 132 | 156 | 159 | 0 | 132 | 156 | 159 |
| 5 | 3 | 136 | 160 | 163 | 0 | 136 | 160 | 163 |
| 6 | 3 | 140 | 164 | 167 | 0 | 140 | 164 | 167 |
| 7 | 2 | 144 | 160 | 162 | 7 | 151 | 167 | 169 |
| 8 | 2 | 149 | 165 | 167 | 5 | 154 | 170 | 172 |
| 9 | 1 | 165 | 173 | 174 | 0 | 165 | 173 | 174 |
| 10 | 1 | 180 | 188 | 189 | -10 | 170 | 178 | 179 |
| 11 | 1 | 188 | 196 | 197 | -14 | 174 | 182 | 183 |

Lampiran 6. Diagram *Line of Balance* Hasil Penundaan Ruas Jl. Rajawali



Ruas Jl. Nuri



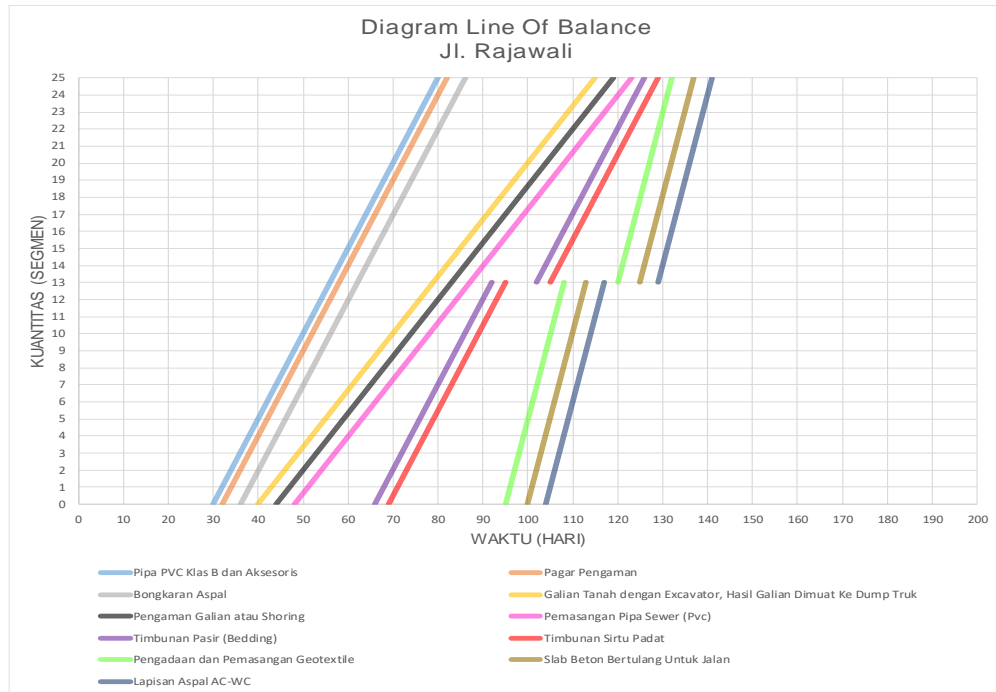
Lampiran 7. Rekapitulasi Hasil Interupsi
Ruas Jl. Rajawali

| No. | Durasi | Start | | Finish | Interupsi (Hari) | Start | | Finish Setelah Interupsi |
|-----|-----------------------------|----------|-----------|--------|------------------|----------|-----------|--------------------------|
| | Per Segmen Pekerjaan (Hari) | Segmen 1 | Segmen 25 | | | Segmen 1 | Segmen 25 | |
| 1 | 2 | 72 | 120 | 122 | 0 | 72 | 120 | 122 |
| 2 | 2 | 74 | 122 | 124 | 0 | 74 | 122 | 124 |
| 3 | 2 | 78 | 126 | 128 | 0 | 78 | 126 | 128 |
| 4 | 3 | 82 | 154 | 157 | 0 | 82 | 154 | 157 |
| 5 | 3 | 86 | 158 | 161 | 0 | 86 | 158 | 161 |
| 6 | 3 | 90 | 162 | 165 | 0 | 90 | 162 | 165 |
| 7 | 2 | 108 | 156 | 158 | 10 | 108 | 166 | 168 |
| 8 | 2 | 111 | 159 | 161 | 10 | 111 | 169 | 171 |
| 9 | 1 | 137 | 161 | 162 | 12 | 137 | 173 | 174 |
| 10 | 1 | 142 | 166 | 167 | 12 | 142 | 178 | 179 |
| 11 | 1 | 146 | 170 | 171 | 12 | 146 | 182 | 183 |

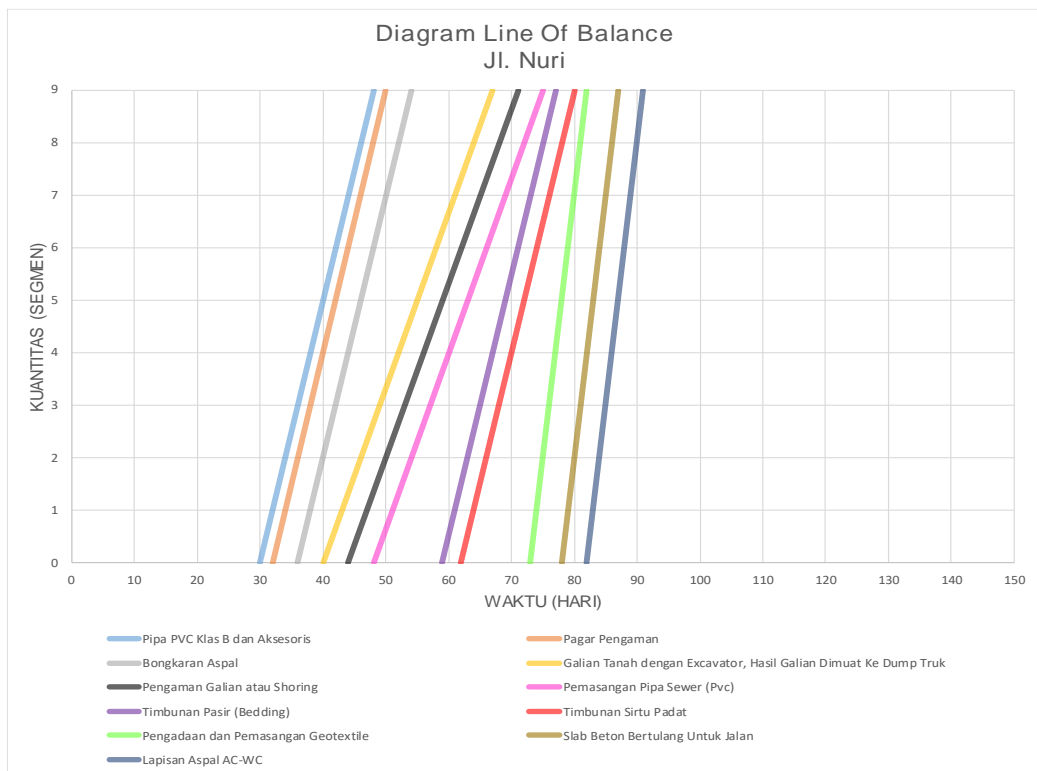
Ruas Jl. Nuri

| No. | Durasi | Start | | Finish | Interupsi (Hari) | Start | | Finish Setelah Interupsi |
|-----|-----------------------------|----------|----------|--------|------------------|----------|----------|--------------------------|
| | Per Segmen Pekerjaan (Hari) | Segmen 1 | Segmen 9 | | | Segmen 1 | Segmen 9 | |
| 1 | 2 | 122 | 138 | 140 | 0 | 122 | 138 | 140 |
| 2 | 2 | 124 | 140 | 142 | 0 | 124 | 140 | 142 |
| 3 | 2 | 128 | 144 | 146 | 0 | 128 | 144 | 146 |
| 4 | 3 | 132 | 156 | 159 | 0 | 132 | 156 | 159 |
| 5 | 3 | 136 | 160 | 163 | 0 | 136 | 160 | 163 |
| 6 | 3 | 140 | 164 | 167 | 0 | 140 | 164 | 167 |
| 7 | 2 | 151 | 167 | 169 | 0 | 151 | 167 | 169 |
| 8 | 2 | 154 | 170 | 172 | 0 | 154 | 170 | 172 |
| 9 | 1 | 165 | 173 | 174 | 0 | 165 | 173 | 174 |
| 10 | 1 | 170 | 178 | 179 | 0 | 170 | 178 | 179 |
| 11 | 1 | 174 | 182 | 183 | 0 | 174 | 182 | 183 |

Lampiran 8. Diagram Line of Balance Hasil Interupsi Ruas Jl. Rajawali



Ruas Jl. Nuri



Lampiran 9. Diagram Existing *Line of Balance* 3 Ruas Jalan

