

DAFTAR PUSTAKA

1. Kesehatan K. Situasi kesehatan gigi dan mulut 2019 [Internet]. 2020. Available from: <https://www.kemkes.go.id/article/view/20030900005/situasi-kesehatan-gigi-dan-mulut-2019.html>.
2. Sekino S. Clinical Periodontology. Vol. 31, the Journal of the Academy of Clinical Dentistry. 2011. 126–129 p.
3. Passarelli PC, Pagnoni S, Piccirillo GB, Desantis V, Benegiamo M, Liguori A, et al. Reasons for tooth extractions and related risk factors in adult patients: A cohort study. *Int J Environ Res Public Health*. 2020;17(7).
4. Hassan KS, Alagl AS. Immediate Dental Implants and Bone Graft. 2011;(September).
5. Guarnieri R, Devilliers P, Grande M, Vito L, Carlo S Di, Pompa G. Histologic evaluation of bone healing of adjacent alveolar sockets grafted with bovine- and porcine-derived bone: a comparative case report in humans. 2017;125–8.
6. Hima LS, Dilip NG, Ashita US. Comparative Evaluation of the Efficacy of Bioactive Ceramic Composite Granules Alone and in Combination with Platelet Rich Fibrin in the Treatment of Mandibular Class II Furcation Defects: A Clinical and Radiographic Study. *J Clin Diagn Res* [Internet]. 2017;11(7). Available from: <http://www.ncbi.nlm.nih.gov/pubmed/28893049>
7. Abhishek K, Jigyasa B, Sunny MB. Bone Grafts In Periodontal Surgery . A Review. *J Dent Her*. 2014;1(3):28–9.
8. Sheikh Z, Javaid MA, Hamdan N, Hashmi R. Bone regeneration using bone morphogenetic proteins and various biomaterial carriers. *Materials (Basel)*. 2015;8(4):1778–816.

9. Minamizato T, Koga T, I T, Nakatani Y, Umebayashi M, Sumita Y, et al. Clinical application of autogenous partially demineralized dentin matrix prepared immediately after extraction for alveolar bone regeneration in implant dentistry: a pilot study. *Int J Oral Maxillofac Surg* [Internet]. 2018;47(1):125–32. Available from: <http://dx.doi.org/10.1016/j.ijom.2017.02.1279>
10. Dan S, Hidroksiapatit K, Dari H, Suci IA, Ngapa YD. Cangkang Kerang Ale-Ale Menggunakan Metode Presipitasi Double Stirring. 2020;8:73–81.
11. Ardhiyanto HB, Kedokteran F, Universitas G. Peran hidroksiapatit sebagai material. :13–5.
12. Suryaningrum TD. teripang: Potensinya sebagai bahan nutraceutical dan teknologi pengolahannya. *Squalen Bull Mar Fish Postharvest Biotechnol*. 2008;3(2):63.
13. Fitriani V. Khasiat dibalik resep datuk, edisi teripang untuk mengatasi penyakit. 2006.
14. Noengki Prameswari. Osteogenesis Pada Daerah Tarikan Setelah Pemberian Nanopowder Teripang Emas (*Stichopus Hermanii*) Sebagai Upaya Proteksi Relaps Gigi Ortodonti (Studi Eksperimental pada *Cavia* cobaya). 2016;(June).
15. Sari RP, Kurniawan H. Effectiveness of *Anadara granosa* shell-*Stichopus hermanni* granules at accelerating woven bone formation fourteen days after tooth extraction. *Dent J (Majalah Kedokt Gigi)*. 2019;52(4):177.
16. Fogelman I, Van Der Wall H, Gnanasegaran G. Radionuclide and hybrid bone imaging. *Radionucl Hybrid Bone Imaging*. 2012;9783642024:1–1046.
17. Baron R. Anatomy and ultrastructure of bone. *Prim Metab Bone Dis Disord Miner Metab*. 1999;3–10.
18. Robling AG, Castillo AB, Turner CH. Biomechanical and molecular

- regulation of bone remodeling. *Annu Rev Biomed Eng.* 2006;8(May):455–98.
19. Joseph L Shaker, MD and Leonard Deftos M. Calcium and Phosphate Homeostasis - Endotext - NCBI Bookshelf.
 20. M K, H A. Bone Graft Substitutes for Bone Defect Regeneration. A Collective Review. *Int J Dent Oral Sci.* 2016;03:247–55.
 21. Fillingham Y, Jacobs J. Bone grafts and their substitutes. *Bone Jt J.* 2016;98B(1):6–9.
 22. Ambrůzová B, Rédová M, Michálek J, Šachlová M, Slabý O. New knowledge of the pathogenesis of Crohn's disease. *Vnitr Lek.* 2012;58(4):291–8.
 23. Tawfig N. Proinflammatory Cytokines and Periodontal Disease. *J Dent Probl Solut.* 2016;3:012–7.
 24. Zeltinger J, Ph D, Sherwood JK, Ph D, Graham D a, Müeller R, et al. Adhesion , Proliferation , and Matrix Deposition. *Tissue Eng.* 2001;7(5):557–72.
 25. Nasr HF, Aichelmann-Reidy ME, Yukna RA. Bone and bone substitutes. *Periodontol 2000.* 1999;19(1):74–86.
 26. Rocha Valadas Marques LA, Costa Júnior EA da, Leitão Lotif MA, Rodrigues Neto EM, Carvalho da Silva FF, Queiroz Martiniano CR de. Application of BMP-2 for bone graft in Dentistry. *Rsbo.* 2016;12(1):88.
 27. Himani S, Anamika S. Bone morphogenetic proteins: Revivifying periodontium. *Indian J multidiscip dent [Internet].* 2019;9(1):58–63. Available from: <https://www.ijmdent.com/text.asp?2019/9/1/58/268987>
 28. Nakashima M, Reddi AH. The application of bone morphogenetic proteins to dental tissue engineering. *Nat Biotechnol.* 2003;21(9):1025–32.
 29. Sasikumar K, Elavarasu S, Gadagi J. The application of bone morphogenetic

- proteins to periodontal and peri-implant tissue regeneration: A literature review. *J Pharm Bioallied Sci.* 2012;4(6):427.
30. Swasta B. Tinjauan Pustaka Tinjauan Pustaka. *Conv Cent Di Kota Tegal.* 2011;4(80):4.
 31. Santos AA dos, Miranda CDO, Alves MT de S, Faloppa F. The role of bone morphogenetic protein on bone tissue repair. *Acta Ortopédica Bras [Internet].* 2005;13(4):194–5. Available from: http://www.scielo.br/scielo.php?script=sci_arttext&pid=S1413-78522005000400009&lng=pt&tlng=pt
 32. Wang RN, Green J, Wang Z, Deng Y, Qiao M, Peabody M, et al. Bone Morphogenetic Protein (BMP) signaling in development and human diseases. *Genes Dis [Internet].* 2014;1(1):87–105. Available from: <http://dx.doi.org/10.1016/j.gendis.2014.07.005>
 33. Giannobile W V., Somerman MJ. Growth and amelogenin-like factors in periodontal wound healing. A systematic review. *Ann Periodontol.* 2003;8(1):193–204.
 34. Sykaras N, Opperman LA. Bone morphogenetic proteins (BMPs): how do they function and what can they offer the clinician? *J Oral Sci.* 2003;45(2):57–73.
 35. Yan X-Z, Ge S-H, Sun Q-F, Guo H-M, Yang P-S. A Pilot Study Evaluating the Effect of Recombinant Human Bone Morphogenetic Protein-2 and Recombinant Human Beta-Nerve Growth Factor on the Healing of Class III Furcation Defects in Dogs. *J Periodontol.* 2010;81(9):1289–98.
 36. Granjeiro JM, Oliveira RC, Bustos-Valenzuela JC, Sogayar MC, Taga R. Bone morphogenetic proteins: From structure to clinical use. *Brazilian J Med Biol Res.* 2005;38(10):1463–73.
 37. Saito A, Saito E, Handa R, Honma Y, Kawanami M. Influence of Residual Bone on Recombinant Human Bone Morphogenetic Protein-2–Induced

- Periodontal Regeneration in Experimental Periodontitis in Dogs. *J Periodontol.* 2009;80(6):961–8.
38. Bashutski JD, Wang H-L. Biologic Agents to Promote Periodontal Regeneration and Bone Augmentation. *Clin Adv Periodontics.* 2011;1(2):80–7.
 39. Damaiyanti DW. Characterization Of Water Extract Gold Sea Cucumber (*Stichopus hermanii*). *Dent J (Majalah Kedokt Gigi).* 2015;(20).
 40. Darsono P. KERAGAMAN BIOTA LAUT. 2007;XXXII(2):1–10.
 41. Pangestuti R, Arifin Z. Medicinal and health benefit effects of functional sea cucumbers. *J Tradit Complement Med.* 2018;8(3):341–51.
 42. Hartati R, Widianingsih W, Fatimah U. Re-Deskripsi Teripang *Stichopus hermanii* Dari Kepulauan Karimunjawa Melalui Analisa Morfologi, Anatomi Dan Spikula (Ossicles). *J Kelaut Trop.* 2016;18(2).
 43. Tehranifard A. Introducing a Holothurian sea cucumber species *Stichopus hermanni* form Kish island in the Persian Gulf in IRAN. *Proc Int ...* [Internet]. 2011;12(January):138–43. Available from: <http://www.ipcbee.com/vol12/27-C10014.pdf>
 44. Zohdi RM, Zakaria ZAB, Yusof N, Mustapha NM, Abdullah MNH. Sea cucumber (*Stichopus hermanii*) based hydrogel to treat burn wounds in rats. *J Biomed Mater Res - Part B Appl Biomater.* 2011;98 B(1):30–7.
 45. Arundina I, Yuliati Y, Soesilawati P, Damaiyanti DW, Maharani D. The effects of golden sea cucumber extract (*Stichopus hermanii*) on the number of lymphocytes during the healing process of traumatic ulcer on wistar rat's oral mucous. *Dent J (Majalah Kedokt Gigi).* 2015;48(2):100.
 46. Sandana IKI, Velisia J, Yuniior A, Brahmanta A, Prameswari N. <p>Potensi gel *Stichopus hermanii* dan Hyperbaric Oxygen Therapy untuk mempercepat perawatan ortodonti</p><p>Potential of *Stichopus hermanii* gel and

- Hyperbaric Oxygen Therapy in accelerating orthodontic treatment. J Kedokt Gigi Univ Padjadjaran. 2017;29(3).
47. Hanindika D, Alamsjah MA, Sugijanto NE. Pengembangan metode isolasi kondroitin sulfat dari tulang rawan sotong (*Sepia phraonis*), Ray's cartilage (*Raja sp.*) dan Hiu (*Carcharinus falciformes*). J Ilm Perikan dan Kelaut. 2014;6(2):129–32.
 48. Kusumandari D. Pengaruh Kondroitin Sulfat Terhadap Aktivitas Osteoblas Dan Osteoklas Pada Patah Tulang Tibia Fibula Tikus Yang Diterapi Dengan Gips -. Brawijaya; 2016.
 49. Carter MA. Fraktur dan Dislokasi. In: Price SA, Wilson LM, editors. Patofisiologi Konsep Klinis Proses proses penyakit. Jakarta: EGC; 1992. p. 1175–88.
 50. Gaw M, Michael C, Robert O, Denis S, Michael S. Clinical Biochemistry. Churchill Livingstone: Elsevier; 2008.
 51. Setiawatie EM, Widiyanti P, Ryan M, Rubianto M. Carbonate hydroxyapatite-hyaluronic acid as bone healing accelerator: In-vitro and in-vivo studies on the alveolar bone of wistar rats. J Int Dent Med Res. 2019;(4):1280–6.
 52. Novia Agustina; Irnamanda Dwipura Hasbullah; Fransiska Uli Arta Panjaitan. The Effect of Hydroxyapatite Xenograft of Haruan Fish (*Channa Striata*) Bone on the Number of Osteoblast and Osteoclast. Dentino J Kedokt Gigi. 2018;III(1).
 53. Basuki suryanto R. Pemeliharaan dan penggunaan marmut sebagai hewan percobaan. Bul Lab Vet. 2012;12(3).
 54. Hewan MS, Di L, Besar B, Wates V. Pemeliharaan dan penggunaan marmut sebagai hewan percobaan. 2012;2–6.
 55. Tolistiawaty I, Widjaja J, Sumolang PPF, Octaviani. Gambaran Kesehatan

- pada Mencit (*Mus musculus*) di Instalasi Hewan Coba. *J Vektro Penyakit*. 2014;8(1):27–32.
56. Tantiningrum S. Formulasi Dan Evaluasi Sediaan Gel Ekstrak Daun Kemangi (*Ocimum bacilicum* L.). *Farm Politek Indonusa Surakarta*. 2019;3(1):1–4.
 57. Noviyanti AR, Haryono H, Pandu R, Eddy DR. Cangkang Telur Ayam sebagai Sumber Kalsium dalam Pembuatan Hidroksiapatit untuk Aplikasi Graft Tulang. *Chim Nat Acta*. 2017;5(3):107.
 58. Kim Y-K, Keun J, Kim K-W, Um I-W, Murat M. Healing Mechanism and Clinical Application of Autogenous Tooth Bone Graft Material. *Adv Biomater Sci Biomed Appl*. 2013;(Ddm).
 59. Faßbender M, Minkwitz S, Strobel C, Schmidmaier G, Wildemann B. Stimulation of bone healing by sustained bone morphogenetic protein 2 (BMP-2) delivery. *Int J Mol Sci*. 2014;15(5):8539–52.
 60. Suprianto K, Nilam C, Khairiyah N, Amelia R, Siti Rahmadita dan, Periodontologi D, et al. Hidroksiapatit dari cangkang telur sebagai bone graft yang potensial dalam terapi periodontal. *Clin Dent Journal*) UGM. 2019;5(3).
 61. Fauzia M, Wibisono PA, Maduratna E. Ekspresi BMP-2 pada pemberian hydroxiapatite xenograft dan hydroxiapatite tooth-derived bone graft material pada soket marmut. *E-prodenta J Dent*. 2019;3(2):225–31.
 62. Rohanizadeh R, Chung K. Hydroxyapatite as a carrier for bone morphogenetic protein. *J Oral Implantol*. 2011;37(6):659–72.
 63. Adam M, Thahir H, Achmad H, Wahyu Putri S, Azizah A, Eka Satya D. The Potential of Golden Sea Cucumber (*Stichopus hermannii*) in the Regeneration of Periodontal Tissues: a Literature Review. *Ann Rom Soc Cell Biol* [Internet]. 2021;25(6):4407–18. Available from: <http://annalsofrscb.ro>

64. Achmad H, Adam AM, Asalui TR, Huldani, Sukmana BI, Putra AP. Use of sea cucumber extract as an alternative treatment of inflammation by chronic periodontitis. *Int J Pharm Res.* 2020;12(4):3567–75.
65. Purnomo A, Adji D. Ekspresi Bone Morphogenetic Protein-2 untuk Mengukur Efektivitas Biomaterial Freeze Dried Bovine Bone Xenograft (FDBBX) sebagai Bahan Penyambung Tulang Expression of Bone Morphogenetic Protein-2 for Measuring Effectiveness of Freeze Dried. *JSV.* 2012;30(1):93–8.
66. Al-Aql ZS, Alagl AS, Graves DT, Gerstenfeld LC, Einhorn TA. Molecular mechanisms controlling bone formation during fracture healing and distraction osteogenesis. *J Dent Res.* 2008;87(2):107–18.

LAMPIRAN GAMBAR PENELITIAN

1. Lembar etik penelitian

KEMENTERIAN RISET, TEKNOLOGI DAN PENDIDIKAN TINGGI
UNIVERSITAS HASANUDDIN
FAKULTAS KEDOKTERAN GIGI
RUMAH SAKIT GIGI DAN MULUT
KOMITE ETIK PENELITIAN KESEHATAN
Sekretariat : Lantai 2, Gedung Lama RSGM UHAS
Jl. Kanderi No. 5 Makassar
Contact Person: drg. Muhammad Ihsal, Sp.Pros/Res Anestesi AR TRP, 08134297031/0813491904

RSGMP

REKOMENDASI PERSETUJUAN ETIK
Nomor: 0063/PL.09/KEPK-FKG-RSGM UHAS/2021

Tanggal: 14 Juni 2021

Dengan ini menyatakan bahwa protokol dan dokumen yang berhubungan dengan protokol berikut ini telah mendapatkan persetujuan etik:

No. Protokol	UH 17120465	No Protokol Sponsor	
Peneliti Utama	drg. Azidah	Sponsor	Pribadi
Judul Penelitian	Efektivitas Kombinasi Geli Teripang Emas (<i>Stichopus hermanni</i>) dan hidrokortison (Hap) sintesis terhadap ekspresi BMP-2 (Bone morphogenetic protein-2) in vivo pada defek tulang maxilla (<i>Calva pomellus</i>)		
No. Versi Protokol	1	Tanggal Versi	03 Juni 2021
No. Versi Protokol		Tanggal Versi	
Tempat Penelitian	1. Laboratorium Biologi FMIPA UNM 2. Laboratorium Patologi Negeri Makassar 3. Klinik Hewan Exotic 4. Laboratorium Anatomi RSTN Unhas 5. Laboratorium Biokimia-Biromolekuler FK Universitas Sawajaya		
Dokumen lain			
Jenis Review	<input type="checkbox"/> Expedited <input checked="" type="checkbox"/> Expedited <input type="checkbox"/> Fullboard	Masa Berlaku 14 Juni 2021-14 Juni 2022	Frekuensi Review Lanjutan
Ketua Komisi Etik Penelitian	Nama: Dr. drg. Marhamah, M.Kes	Tanda Tangan	Tanggal
Sekretaris Komisi Etik Penelitian	Nama: drg. Muhammad Ihsal, Sp.Pros	Tanda Tangan	Tanggal

Kewajiban peneliti utama:

- Menyampaikan Amendemen Protokol untuk persetujuan sebelum diimplementasikan
- Menyampaikan laporan SAE ke Komisi Etik dalam 24 jam dan dilengkapi dalam 7 hari dan lapor SUSAR dalam 72 jam setelah peneliti utama menerima laporan.
- Menyampaikan laporan kemajuan (*progress report*) setiap 6 bulan untuk penelitian resiko tinggi dan setiap setahun untuk penelitian resiko rendah.
- Menyampaikan laporan akhir setelah penelitian berakhir.
- Melaporkan penyimpangan dari protokol yang disetujui (*protocol deviation/violation*)
- Mematuhi semua aturan yang berlaku.

2. Prosedur Penelitian

A. Pemeliharaan hewan coba



Proses adaptasi hewan coba

B. Proses Pembuatan Gel teripang emas



Proses pengeringan teripang emas menggunakan microwave dan penghalusan dengan menggunakan blender



Proses pembuatan ekstrak teripang dengan menggunakan metode maserasi, yaitu dengan merendam bubuk teripang dalam larutan NaOH selama 3x24 jam. Kemudian dilakukan proses pemisahan ekstrak, penyaringan serta penguapan larutan maserasi dengan menggunakan waterbath



Ekstrak teripang emas dicampurkan dengan Na-CMC sebagai gelling agent

C. Proses Implantasi Bahan Pada Hewan Coba



Persiapan bahan dan alat untuk implantasi, marmut ditimbang dan dicukur bulu pada bagian femurnya kemudian didesinfeksi dengan bethadine



Dilakukan sayatan vertical pada daerah femur dan otot dielevasi untuk mendapatkan akses tulang. Defek dibuat dengan mikromotor low speed kedalaman 2 mm

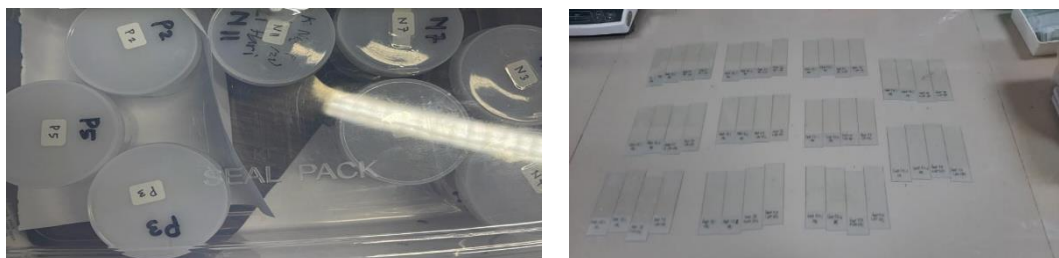


Defek yang telah dibuat diirigasi dengan larutan saline, kemudian bahan diaplikasikan dan dijahit. Topikal antibiotic diaplikasikan di atas luka yang telah dijahit

D. Proses Sacrificed hewan coba, pengambilan jaringan tulang dan pembuatan slide

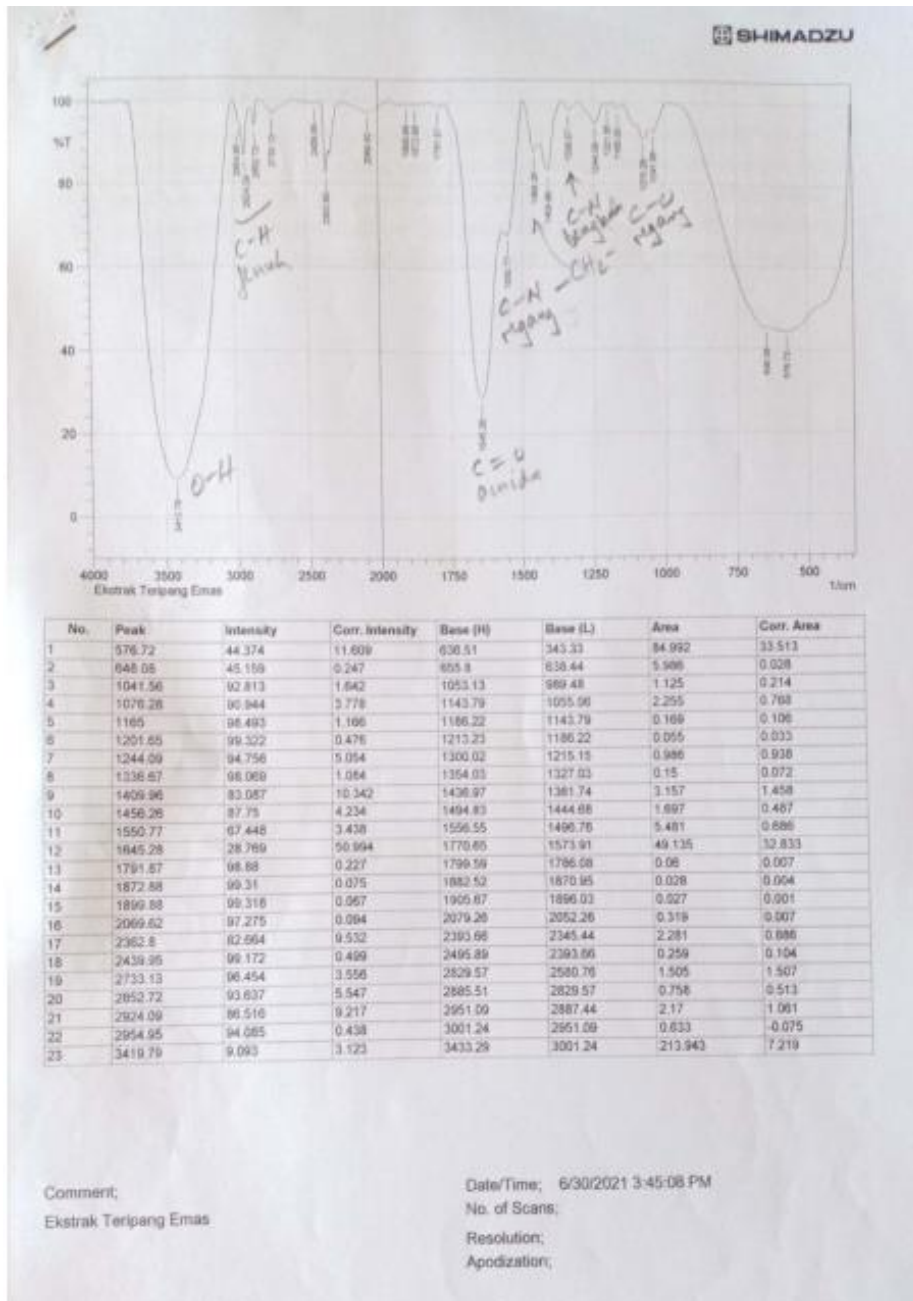


Pada hari ke-14 dan hari ke-21 dilakukan *sacrificed* dan pengambilan tulang dilakukan dengan alat bedah minor



Jaringan tulang ditempatkan dalam pot steril yang berisi formalin 10% dan diberi label, kemudian dilakukan pembuatan slide untuk pemeriksaan imunohistokimia

2. Hasil uji karakteristik bahan



3. Hasil analisis data

```
MEANS TABLES=BMP2 BY Pengamatan BY Kelompok
/CELLS=MEAN STDDEV MEDIAN MIN MAX.
```

Means

Notes		
Output Created		21-JAN-2022 15:27:07
Comments		
Input	Data	D:\Office\SPSS\Data 2 Kak Yayuk.sav
	Active Dataset	DataSet94
	Filter	<none>
	Weight	<none>
	Split File	<none>
	N of Rows in Working Data File	
Missing Value Handling	Definition of Missing	For each dependent variable in a table, user-defined missing values for the dependent and all grouping variables are treated as missing.
	Cases Used	Cases used for each table have no missing values in any independent variable, and not all dependent variables have missing values.
Syntax		MEANS TABLES=BMP2 BY Pengamatan BY Kelompok /CELLS=MEAN STDDEV MEDIAN MIN MAX.
Resources	Processor Time	00:00:00.02
	Elapsed Time	00:00:00.02

Case Processing Summary

Cases

	Included		Excluded		Total	
	N	Percent	N	Percent	N	Percent
BMP2 * Pengamatan * Kelompok	30	100.0%	0	0.0%	30	100.0%

Report

BMP2

Pengamatan	Kelompok	Mean	Std. Deviation	Median	Minimum	Maximum
Hari 14	P	5.6000	2.07364	5.0000	4.00	9.00
	K+	9.0000	1.58114	9.0000	7.00	11.00
	K-	10.4000	2.07364	10.0000	8.00	13.00
	Total	8.3333	2.74296	9.0000	4.00	13.00
Hari 21	P	6.8000	1.92354	7.0000	4.00	9.00
	K+	10.0000	2.23607	10.0000	7.00	13.00
	K-	15.0000	1.58114	15.0000	13.00	17.00
	Total	10.6000	3.92428	10.0000	4.00	17.00
Total	P	6.2000	1.98886	6.0000	4.00	9.00
	K+	9.5000	1.90029	9.5000	7.00	13.00
	K-	12.7000	2.98329	13.0000	8.00	17.00
	Total	9.4667	3.52071	9.0000	4.00	17.00

```

USE ALL.
COMPUTE filter_$=(Pengamatan = 1).
VARIABLE LABELS filter_$ 'Pengamatan = 1 (FILTER)'.
VALUE LABELS filter_$ 0 'Not Selected' 1 'Selected'.
FORMATS filter_$ (f1.0).
FILTER BY filter_$.
EXECUTE.
EXAMINE VARIABLES=BMP2
  /PLOT BOXPLOT STEMLEAF NPLOT
  /COMPARE GROUPS
  /STATISTICS DESCRIPTIVES
  /CINTERVAL 95
  /MISSING LISTWISE
  /NOTOTAL.

```

Explore

Notes

Output Created		21-JAN-2022 15:27:28
Comments		
Input	Data	D:\Office\SPSS\Data 2 Kak Yayuk.sav
	Active Dataset	DataSet94
	Filter	Pengamatan = 1 (FILTER)
	Weight	<none>
	Split File	<none>
	N of Rows in Working Data File	15
Missing Value Handling	Definition of Missing	User-defined missing values for dependent variables are treated as missing.
	Cases Used	Statistics are based on cases with no missing values for any dependent variable or factor used.
Syntax	EXAMINE VARIABLES=BMP2 /PLOT BOXPLOT STEMLEAF NPLOT /COMPARE GROUPS /STATISTICS DESCRIPTIVES /INTERVAL 95 /MISSING LISTWISE /NOTOTAL.	
Resources	Processor Time	00:00:00.31
	Elapsed Time	00:00:00.32

Case Processing Summary

	Valid		Missing		Total	
	N	Percent	N	Percent	N	Percent
BMP2	15	100.0%	0	0.0%	15	100.0%

Descriptives

		Statistic	Std. Error
BMP2	Mean	8.3333	.70823
	95% Confidence Interval for Mean	Lower Bound	6.8143
		Upper Bound	9.8523
	5% Trimmed Mean	8.3148	
	Median	9.0000	
	Variance	7.524	
	Std. Deviation	2.74296	
	Minimum	4.00	
	Maximum	13.00	
	Range	9.00	
	Interquartile Range	4.00	
	Skewness	-.139	.580
	Kurtosis	-.696	1.121

Tests of Normality

	Kolmogorov-Smirnov ^a			Shapiro-Wilk		
	Statistic	df	Sig.	Statistic	df	Sig.
BMP2	.129	15	.200*	.962	15	.724

*. This is a lower bound of the true significance.

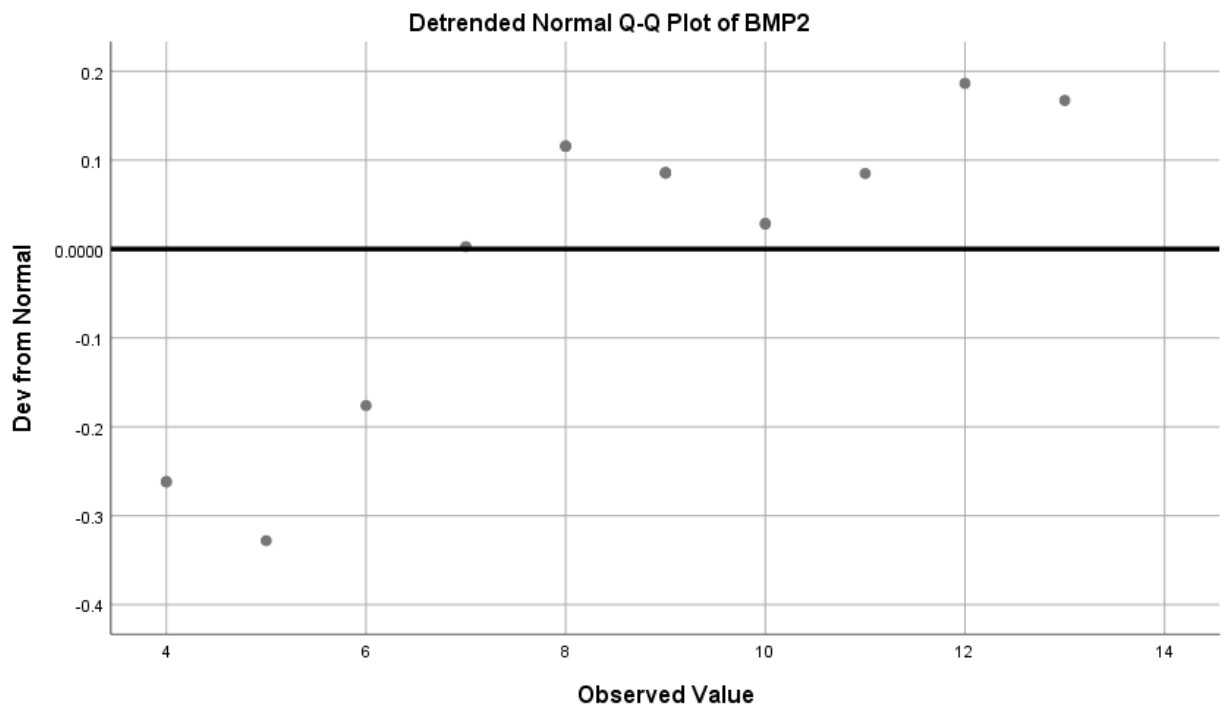
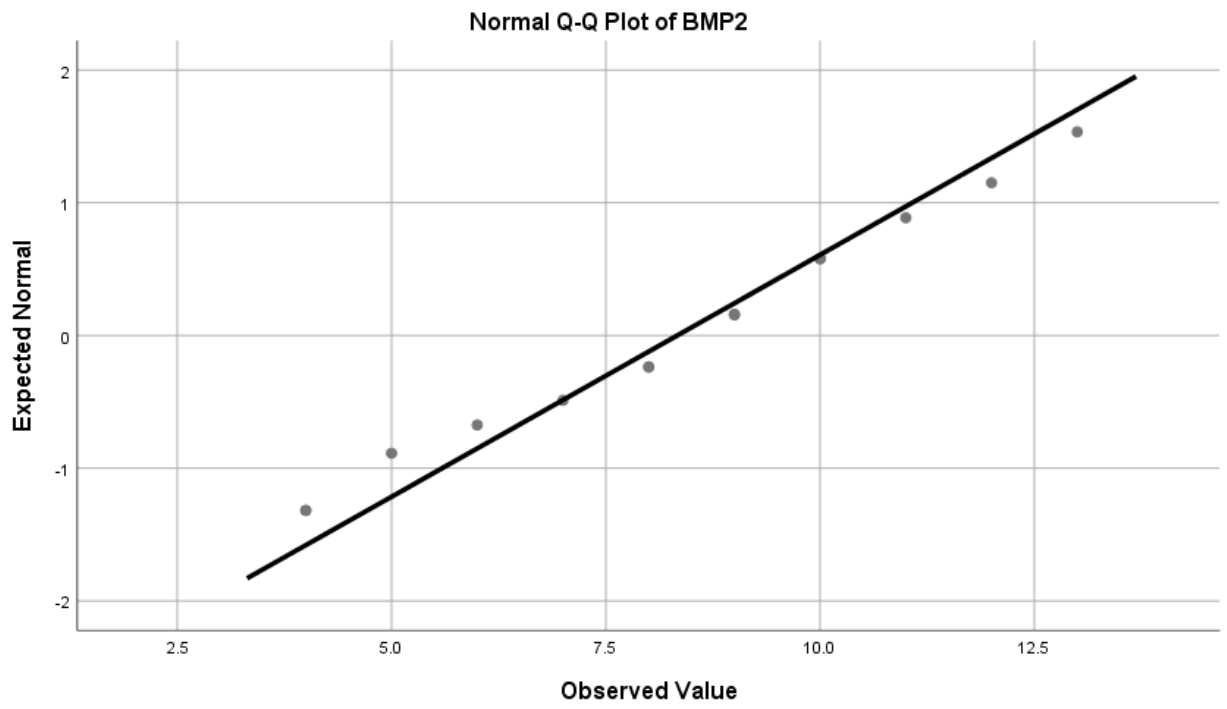
a. Lilliefors Significance Correction

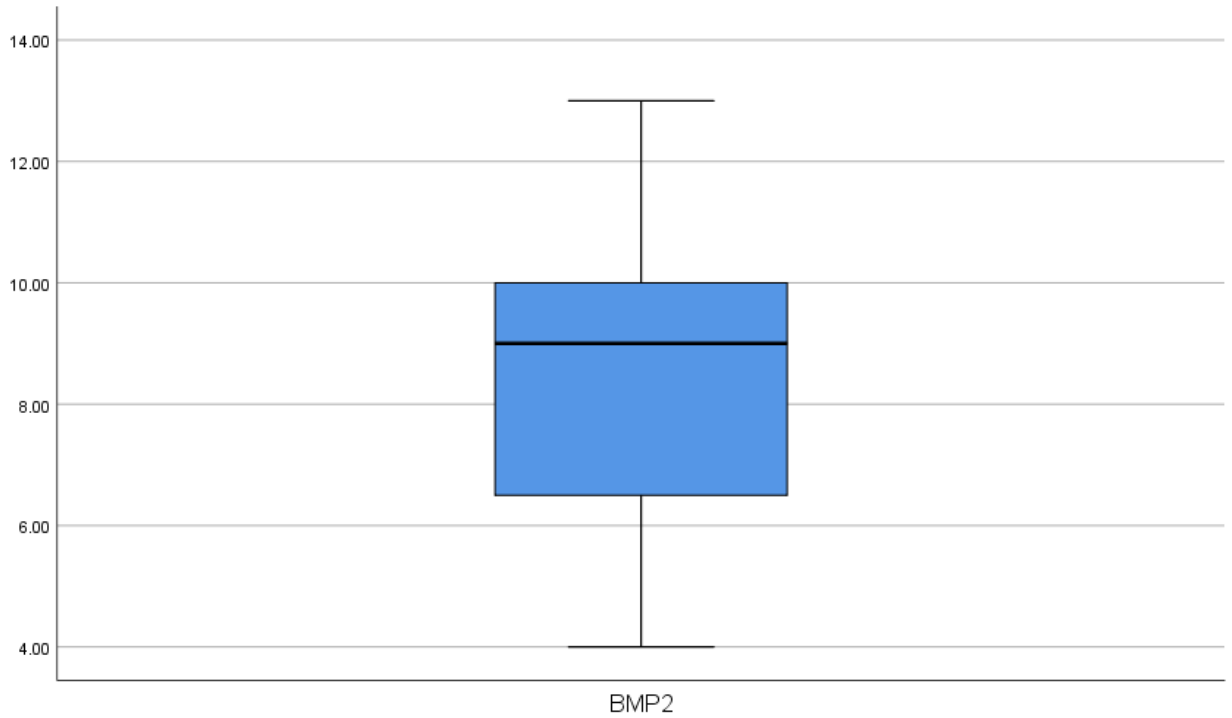
BMP2

BMP2 Stem-and-Leaf Plot

Frequency	Stem & Leaf
2.00	0 . 44
8.00	0 . 56788999
5.00	1 . 00123

Stem width: 10.00
Each leaf: 1 case(s)





```

ONEWAY BMP2 BY Kelompok
  /MISSING ANALYSIS
  /POSTHOC=LSD ALPHA(0.05) .

```

Oneway

Notes		
Output Created		21-JAN-2022 15:27:34
Comments		
Input	Data	D:\Office\SPSS\Data 2 Kak Yayuk.sav
	Active Dataset	DataSet94
	Filter	Pengamatan = 1 (FILTER)
	Weight	<none>
	Split File	<none>

	N of Rows in Working Data File	15
Missing Value Handling	Definition of Missing	User-defined missing values are treated as missing.
	Cases Used	Statistics for each analysis are based on cases with no missing data for any variable in the analysis.
Syntax		ONEWAY BMP2 BY Kelompok /MISSING ANALYSIS /POSTHOC=LSD ALPHA(0.05).
Resources	Processor Time	00:00:00.00
	Elapsed Time	00:00:00.01

ANOVA

BMP2

	Sum of Squares	df	Mean Square	F	Sig.
Between Groups	60.933	2	30.467	8.234	.006
Within Groups	44.400	12	3.700		
Total	105.333	14			

Post Hoc Tests

Multiple Comparisons

Dependent Variable: BMP2

LSD

(I) Kelompok	(J) Kelompok	Mean Difference			95% Confidence Interval	
		(I-J)	Std. Error	Sig.	Lower Bound	Upper Bound
P	K+	-3.40000*	1.21655	.016	-6.0506	-.7494
	K-	-4.80000*	1.21655	.002	-7.4506	-2.1494
K+	P	3.40000*	1.21655	.016	.7494	6.0506
	K-	-1.40000	1.21655	.272	-4.0506	1.2506
K-	P	4.80000*	1.21655	.002	2.1494	7.4506
	K+	1.40000	1.21655	.272	-1.2506	4.0506

*. The mean difference is significant at the 0.05 level.

```

USE ALL.
COMPUTE filter_$=(Pengamatan = 2).
VARIABLE LABELS filter_$ 'Pengamatan = 2 (FILTER)'.
VALUE LABELS filter_$ 0 'Not Selected' 1 'Selected'.
FORMATS filter_$ (f1.0).
FILTER BY filter_$.
EXECUTE.
EXAMINE VARIABLES=BMP2
  /PLOT BOXPLOT STEMLEAF NPLOT
  /COMPARE GROUPS
  /STATISTICS DESCRIPTIVES
  /CINTERVAL 95
  /MISSING LISTWISE
  /NOTOTAL.

```

Explore

Notes

Output Created		21-JAN-2022 15:27:42
Comments		
Input	Data	D:\Office\SPSS\Data 2 Kak Yayuk.sav
	Active Dataset	DataSet94
	Filter	Pengamatan = 2 (FILTER)
	Weight	<none>
	Split File	<none>
	N of Rows in Working Data File	15
	Missing Value Handling	Definition of Missing
Cases Used		Statistics are based on cases with no missing values for any dependent variable or factor used.

Syntax	EXAMINE VARIABLES=BMP2 /PLOT BOXPLOT STEMLEAF NPLOT /COMPARE GROUPS /STATISTICS DESCRIPTIVES /CINTERVAL 95 /MISSING LISTWISE /NOTOTAL.	
Resources	Processor Time	00:00:00.28
	Elapsed Time	00:00:00.29

Case Processing Summary

	Valid		Cases Missing		Total	
	N	Percent	N	Percent	N	Percent
BMP2	15	100.0%	0	0.0%	15	100.0%

Descriptives

		Statistic	Std. Error
BMP2	Mean	10.6000	1.01325
	95% Confidence Interval for Mean	Lower Bound	8.4268
		Upper Bound	12.7732
	5% Trimmed Mean	10.6111	
	Median	10.0000	
	Variance	15.400	
	Std. Deviation	3.92428	
	Minimum	4.00	
	Maximum	17.00	
	Range	13.00	
	Interquartile Range	7.00	
	Skewness	.092	.580
	Kurtosis	-1.062	1.121

Tests of Normality

	Kolmogorov-Smirnov ^a			Shapiro-Wilk		
	Statistic	df	Sig.	Statistic	df	Sig.
BMP2	.130	15	.200*	.965	15	.786

*. This is a lower bound of the true significance.

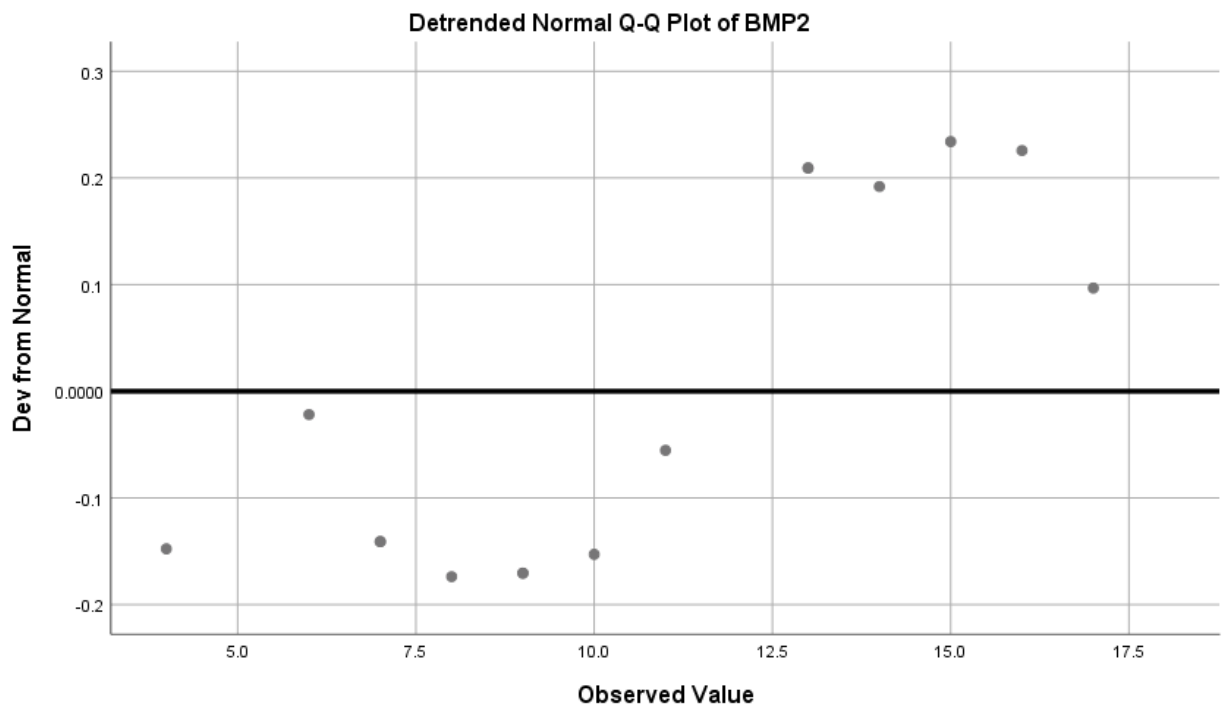
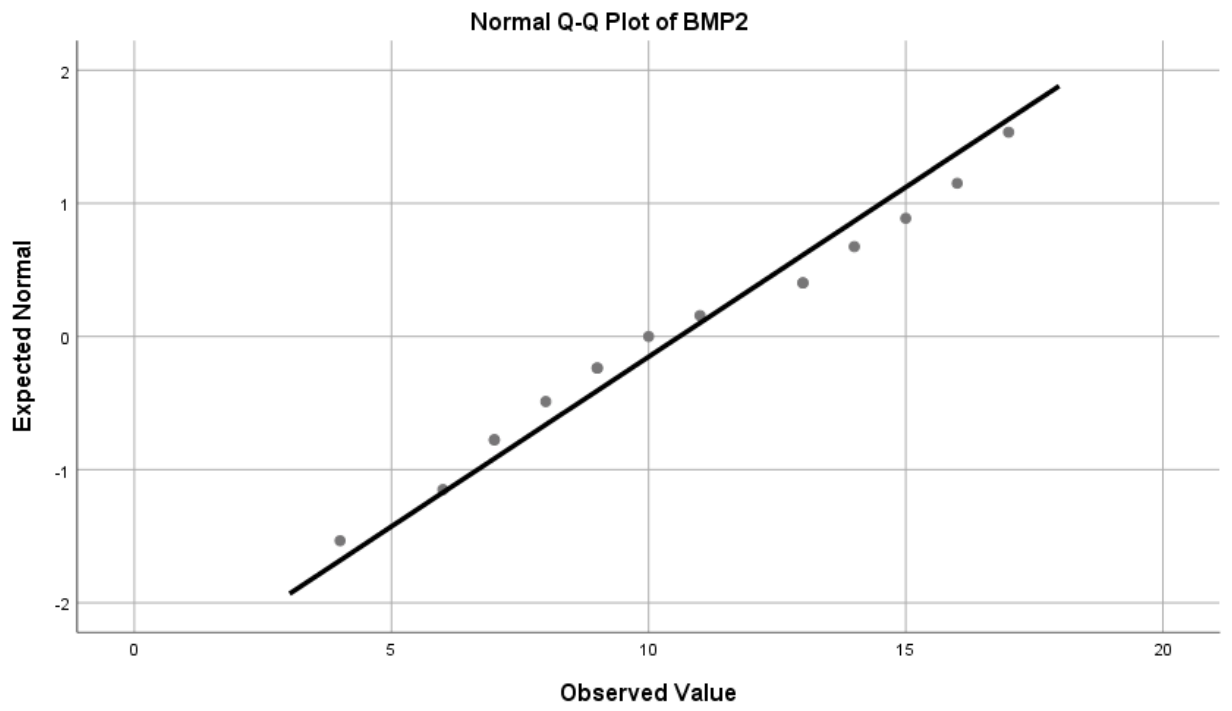
a. Lilliefors Significance Correction

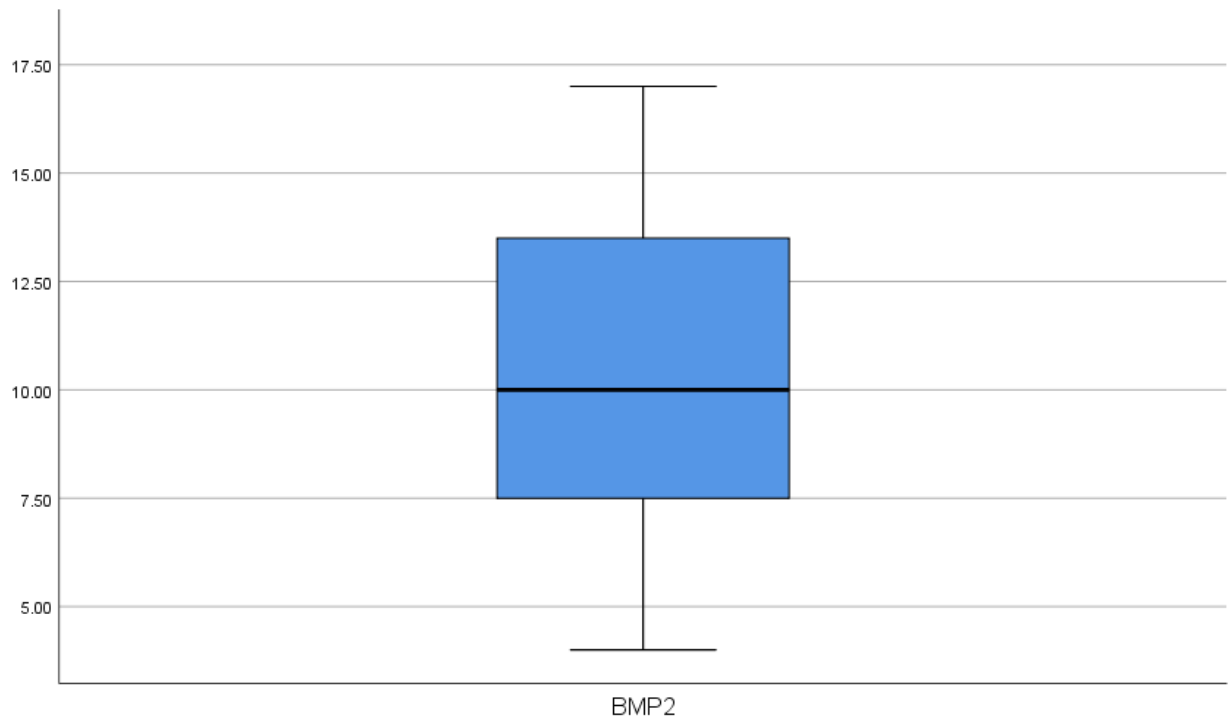
BMP2

BMP2 Stem-and-Leaf Plot

Frequency	Stem & Leaf
1.00	0 . 4
6.00	0 . 677899
5.00	1 . 01334
3.00	1 . 567

Stem width: 10.00
Each leaf: 1 case(s)





```

ONEWAY BMP2 BY Kelompok
  /MISSING ANALYSIS
  /POSTHOC=LSD ALPHA(0.05) .

```

Oneway

Notes

Output Created	21-JAN-2022 15:27:44	
Comments		
Input	Data	D:\Office\SPSS\Data 2 Kak Yayuk.sav
	Active Dataset	DataSet94
	Filter	Pengamatan = 2 (FILTER)
	Weight	<none>
	Split File	<none>

	N of Rows in Working Data File	15
Missing Value Handling	Definition of Missing	User-defined missing values are treated as missing.
	Cases Used	Statistics for each analysis are based on cases with no missing data for any variable in the analysis.
Syntax		ONEWAY BMP2 BY Kelompok /MISSING ANALYSIS /POSTHOC=LSD ALPHA(0.05).
Resources	Processor Time	00:00:00.02
	Elapsed Time	00:00:00.01

Multiple Comparisons

Dependent Variable: BMP2

LSD

(I) Kelompok	(J) Kelompok	Mean Difference (I-J)	Std. Error	Sig.	95% Confidence Interval	
					Lower Bound	Upper Bound
P	K+	-3.20000*	1.22202	.022	-5.8626	-.5374
	K-	-8.20000*	1.22202	.000	-10.8626	-5.5374
K+	P	3.20000*	1.22202	.022	.5374	5.8626
	K-	-5.00000*	1.22202	.001	-7.6626	-2.3374
K-	P	8.20000*	1.22202	.000	5.5374	10.8626
	K+	5.00000*	1.22202	.001	2.3374	7.6626

*. The mean difference is significant at the 0.05 level.

ANOVA

BMP2

	Sum of Squares	df	Mean Square	F	Sig.
Between Groups	170.800	2	85.400	22.875	.000
Within Groups	44.800	12	3.733		
Total	215.600	14			

Post Hoc Tests

```
MEANS TABLES=BMP2 BY Kelompok BY Pengamatan
/CELLS=MEAN STDDEV MEDIAN MIN MAX.
```

Means

Notes

Output Created		21-JAN-2022 15:27:59
Comments		
Input	Data	D:\Office\SPSS\Data 2 Kak Yayuk.sav
	Active Dataset	DataSet94
	Filter	<none>
	Weight	<none>
	Split File	<none>
	N of Rows in Working Data File	30
Missing Value Handling	Definition of Missing	For each dependent variable in a table, user-defined missing values for the dependent and all grouping variables are treated as missing.
	Cases Used	Cases used for each table have no missing values in any independent variable, and not all dependent variables have missing values.

Syntax		MEANS TABLES=BMP2 BY Kelompok BY Pengamatan /CELLS=MEAN STDDEV MEDIAN MIN MAX.
Resources	Processor Time	00:00:00.00
	Elapsed Time	00:00:00.01

Case Processing Summary

	Cases					
	Included		Excluded		Total	
	N	Percent	N	Percent	N	Percent
BMP2 * Kelompok * Pengamatan	30	100.0%	0	0.0%	30	100.0%

Report

BMP2

Kelompok	Pengamatan	Mean	Std. Deviation	Median	Minimum	Maximum
P	Hari 14	5.6000	2.07364	5.0000	4.00	9.00
	Hari 21	6.8000	1.92354	7.0000	4.00	9.00
	Total	6.2000	1.98886	6.0000	4.00	9.00
K+	Hari 14	9.0000	1.58114	9.0000	7.00	11.00
	Hari 21	10.0000	2.23607	10.0000	7.00	13.00
	Total	9.5000	1.90029	9.5000	7.00	13.00
K-	Hari 14	10.4000	2.07364	10.0000	8.00	13.00
	Hari 21	15.0000	1.58114	15.0000	13.00	17.00
	Total	12.7000	2.98329	13.0000	8.00	17.00
Total	Hari 14	8.3333	2.74296	9.0000	4.00	13.00
	Hari 21	10.6000	3.92428	10.0000	4.00	17.00
	Total	9.4667	3.52071	9.0000	4.00	17.00

```

USE ALL.
COMPUTE filter_$=(Kelompok = 1).
VARIABLE LABELS filter_$ 'Kelompok = 1 (FILTER)'.
VALUE LABELS filter_$ 0 'Not Selected' 1 'Selected'.
FORMATS filter_$ (f1.0).
FILTER BY filter_$.
EXECUTE.

```

```

EXAMINE VARIABLES=BMP2
/PLOT BOXPLOT STEMLEAF NPLOT
/COMPARE GROUPS
/STATISTICS DESCRIPTIVES
/CINTERVAL 95
/MISSING LISTWISE
/NOTOTAL.

```

Explore

Notes		
Output Created		21-JAN-2022 15:28:12
Comments		
Input	Data	D:\Office\SPSS\Data 2 Kak Yayuk.sav
	Active Dataset	DataSet94
	Filter	Kelompok = 1 (FILTER)
	Weight	<none>
	Split File	<none>
	N of Rows in Working Data File	
Missing Value Handling	Definition of Missing	User-defined missing values for dependent variables are treated as missing.
	Cases Used	Statistics are based on cases with no missing values for any dependent variable or factor used.
Syntax		EXAMINE VARIABLES=BMP2 /PLOT BOXPLOT STEMLEAF NPLOT /COMPARE GROUPS /STATISTICS DESCRIPTIVES /CINTERVAL 95 /MISSING LISTWISE /NOTOTAL.

Resources	Processor Time	00:00:00.28
	Elapsed Time	00:00:00.28

Case Processing Summary

	Cases					
	Valid		Missing		Total	
	N	Percent	N	Percent	N	Percent
BMP2	10	100.0%	0	0.0%	10	100.0%

Descriptives

		Statistic	Std. Error
BMP2	Mean	6.2000	.62893
	95% Confidence Interval for Mean	Lower Bound 4.7773	
		Upper Bound 7.6227	
	5% Trimmed Mean	6.1667	
	Median	6.0000	
	Variance	3.956	
	Std. Deviation	1.98886	
	Minimum	4.00	
	Maximum	9.00	
	Range	5.00	
	Interquartile Range	4.25	
	Skewness	.292	.687
	Kurtosis	-1.463	1.334

Tests of Normality

	Kolmogorov-Smirnov ^a			Shapiro-Wilk		
	Statistic	df	Sig.	Statistic	df	Sig.
BMP2	.166	10	.200*	.886	10	.153

*. This is a lower bound of the true significance.

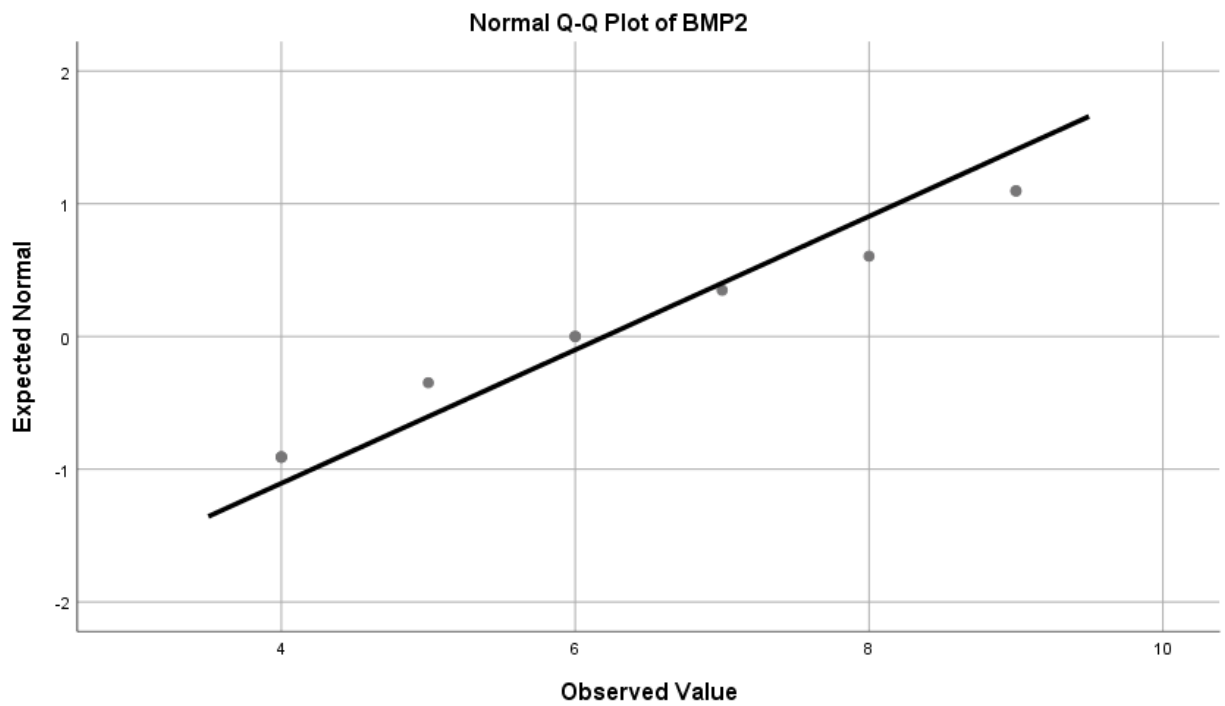
a. Lilliefors Significance Correction

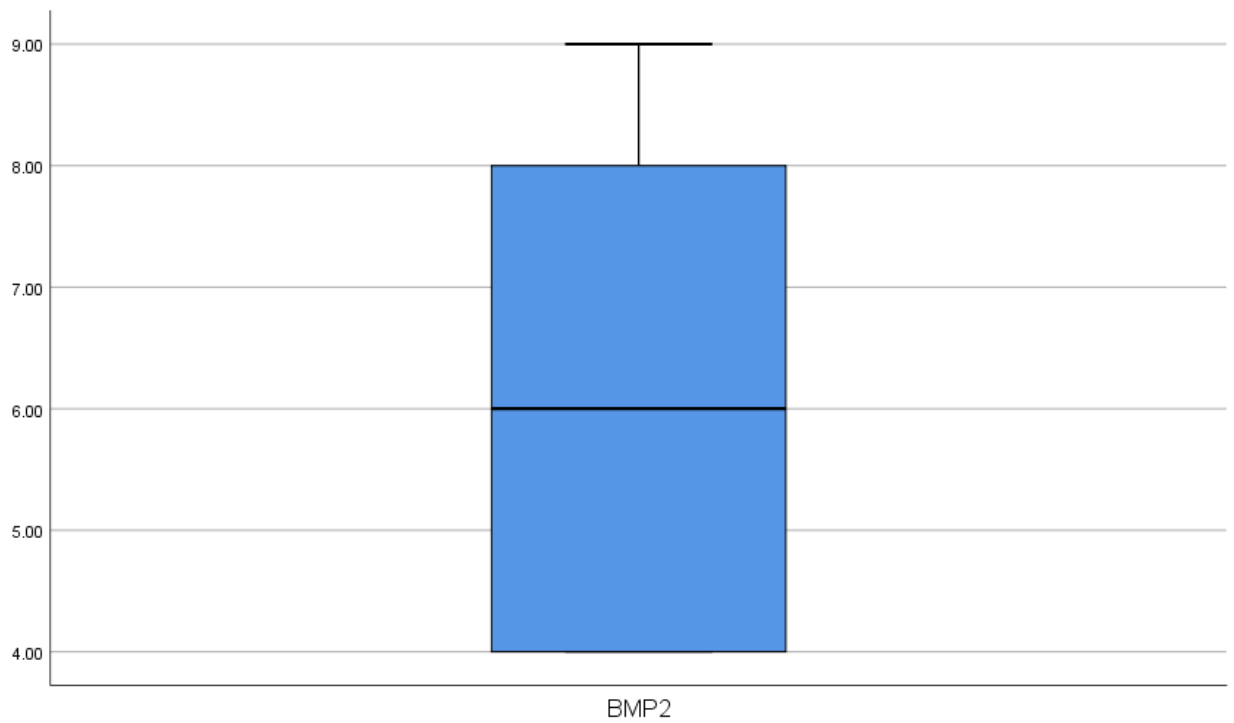
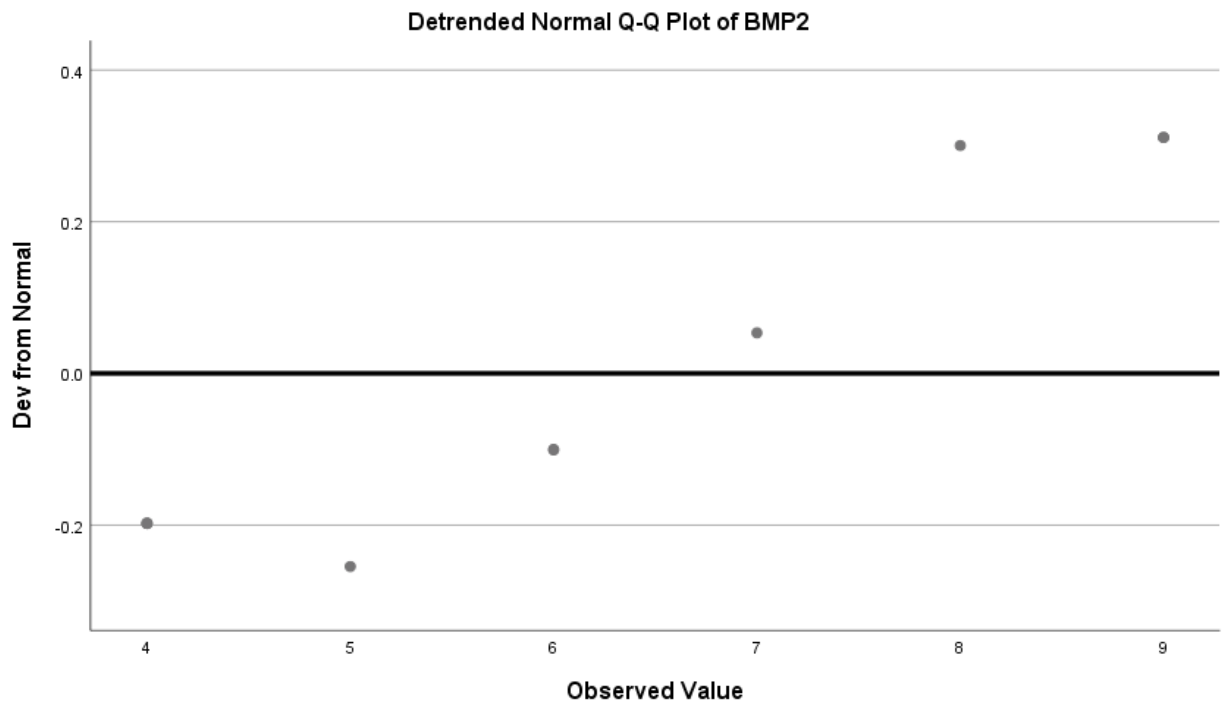
BMP2

BMP2 Stem-and-Leaf Plot

Frequency	Stem & Leaf
3.00	4 . 000
1.00	5 . 0
2.00	6 . 00
1.00	7 . 0
1.00	8 . 0
2.00	9 . 00

Stem width: 1.00
Each leaf: 1 case(s)





T-TEST GROUPS=Pengamatan (1 2)

```

/MISSING=ANALYSIS
/VARIABLES=BMP2
/CRITERIA=CI (.95) .

```

T-Test

Notes

Output Created		21-JAN-2022 15:28:20
Comments		
Input	Data	D:\Office\SPSS\Data 2 Kak Yayuk.sav
	Active Dataset	DataSet94
	Filter	Kelompok = 1 (FILTER)
	Weight	<none>
	Split File	<none>
	N of Rows in Working Data File	10
Missing Value Handling	Definition of Missing	User defined missing values are treated as missing.
	Cases Used	Statistics for each analysis are based on the cases with no missing or out-of-range data for any variable in the analysis.
Syntax		T-TEST GROUPS=Pengamatan(1 2) /MISSING=ANALYSIS /VARIABLES=BMP2 /CRITERIA=CI(.95).
Resources	Processor Time	00:00:00.02
	Elapsed Time	00:00:00.01

Group Statistics

	Pengamatan	N	Mean	Std. Deviation	Std. Error Mean
BMP2	Hari 14	5	5.6000	2.07364	.92736

Hari 21	5	6.8000	1.92354	.86023
---------	---	--------	---------	--------

Independent Samples Test

		Levene's Test for Equality of Variances		t-test for Equality of Means					95% Confidence Interval of the Difference	
		F	Sig.	t	df	Sig. (2-tailed)	Mean Difference	Std. Error Difference	Lower	Upper
BMP2	Equal variances assumed	.013	.913	-.949	8	.371	-1.20000	1.26491	-4.11689	1.71689
	Equal variances not assumed			-.949	7.955	.371	-1.20000	1.26491	-4.11975	1.71975

```

USE ALL.
COMPUTE filter_$=(Kelompok = 2).
VARIABLE LABELS filter_$ 'Kelompok = 2 (FILTER)'.
VALUE LABELS filter_$ 0 'Not Selected' 1 'Selected'.
FORMATS filter_$ (f1.0).
FILTER BY filter_$.
EXECUTE.
EXAMINE VARIABLES=BMP2
  /PLOT BOXPLOT STEMLEAF NPLOT
  /COMPARE GROUPS
  /STATISTICS DESCRIPTIVES
  /CINTERVAL 95
  /MISSING LISTWISE
  /NOTOTAL.

```

Explore

Notes

Output Created	21-JAN-2022 15:28:28
Comments	

Input	Data	D:\Office\SPSS\Data 2 Kak Yayuk.sav
	Active Dataset	DataSet94
	Filter	Kelompok = 2 (FILTER)
	Weight	<none>
	Split File	<none>
	N of Rows in Working Data File	10
Missing Value Handling	Definition of Missing	User-defined missing values for dependent variables are treated as missing.
	Cases Used	Statistics are based on cases with no missing values for any dependent variable or factor used.
Syntax	EXAMINE VARIABLES=BMP2 /PLOT BOXPLOT STEMLEAF NPLOT /COMPARE GROUPS /STATISTICS DESCRIPTIVES /CINTERVAL 95 /MISSING LISTWISE /NOTOTAL.	
Resources	Processor Time	00:00:00.33
	Elapsed Time	00:00:00.33

Case Processing Summary

	Valid		Cases Missing		Total	
	N	Percent	N	Percent	N	Percent
BMP2	10	100.0%	0	0.0%	10	100.0%

Descriptives

		Statistic	Std. Error
BMP2	Mean	9.5000	.60093
95% Confidence Interval for Mean		Lower Bound	8.1406
		Upper Bound	10.8594

5% Trimmed Mean	9.4444	
Median	9.5000	
Variance	3.611	
Std. Deviation	1.90029	
Minimum	7.00	
Maximum	13.00	
Range	6.00	
Interquartile Range	3.25	
Skewness	.304	.687
Kurtosis	-.262	1.334

Tests of Normality

	Kolmogorov-Smirnov ^a			Shapiro-Wilk		
	Statistic	df	Sig.	Statistic	df	Sig.
BMP2	.115	10	.200*	.953	10	.699

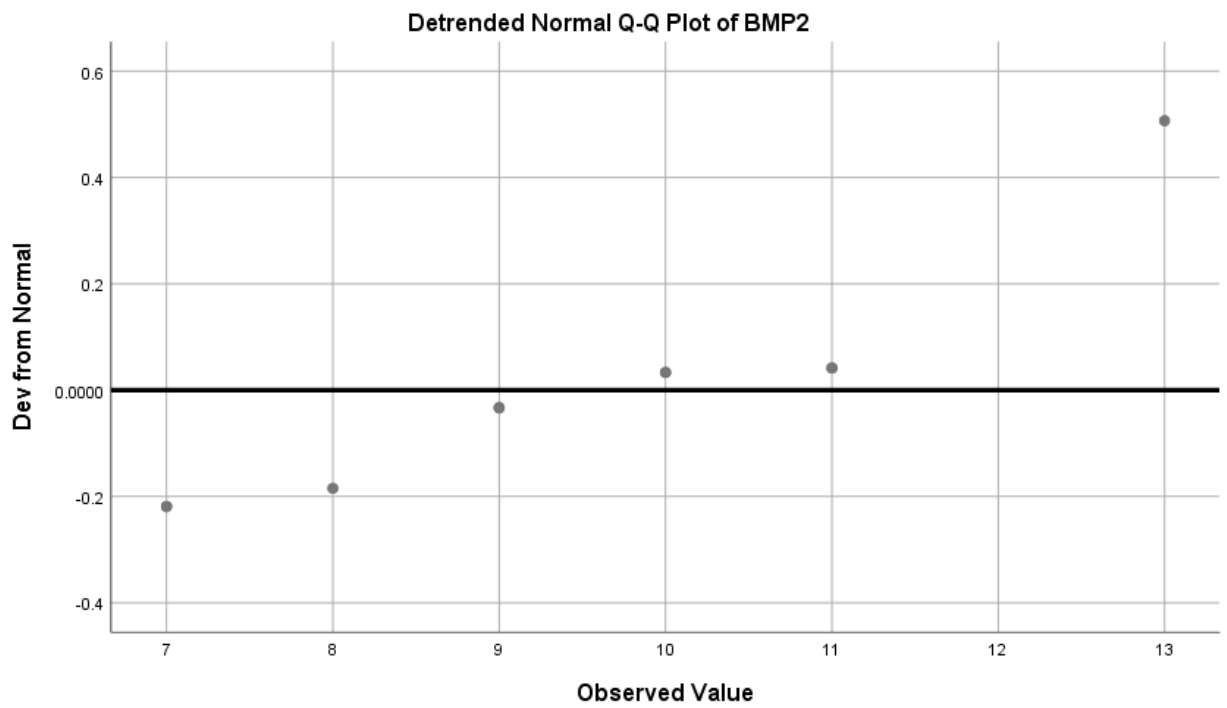
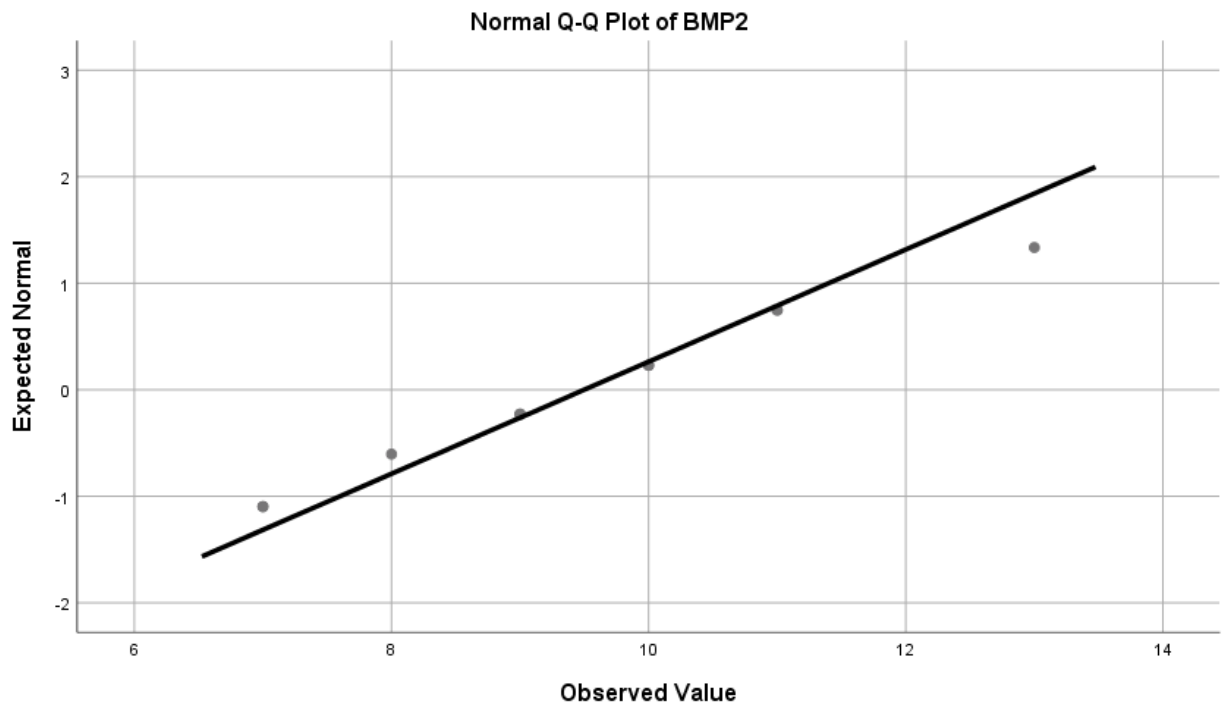
*. This is a lower bound of the true significance.

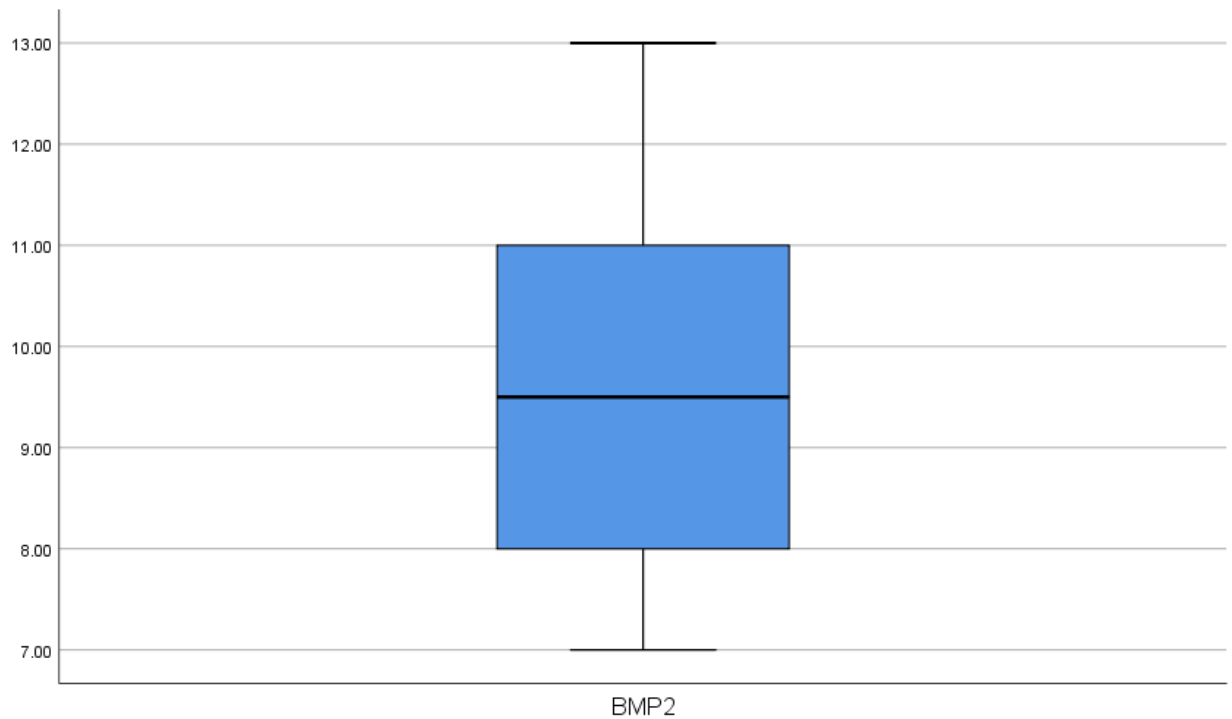
a. Lilliefors Significance Correction

BMP2

BMP2 Stem-and-Leaf Plot

Frequency	Stem & Leaf
5.00	0 . 77899
5.00	1 . 00113
Stem width: 10.00	
Each leaf: 1 case(s)	





```
T-TEST GROUPS=Pengamatan (1 2)
  /MISSING=ANALYSIS
  /VARIABLES=BMP2
  /CRITERIA=CI (.95) .
```

T-Test

Notes

Output Created	21-JAN-2022 15:28:31	
Comments		
Input	Data	D:\Office\SPSS\Data 2 Kak Yayuk.sav
	Active Dataset	DataSet94
	Filter	Kelompok = 2 (FILTER)
	Weight	<none>

	Split File	<none>
	N of Rows in Working Data File	10
Missing Value Handling	Definition of Missing	User defined missing values are treated as missing.
	Cases Used	Statistics for each analysis are based on the cases with no missing or out-of-range data for any variable in the analysis.
Syntax		T-TEST GROUPS=Pengamatan(1 2) /MISSING=ANALYSIS /VARIABLES=BMP2 /CRITERIA=CI(.95).
Resources	Processor Time	00:00:00.02
	Elapsed Time	00:00:00.01

Group Statistics

	Pengamatan	N	Mean	Std. Deviation	Std. Error Mean
BMP2	Hari 14	5	9.0000	1.58114	.70711
	Hari 21	5	10.0000	2.23607	1.00000

Independent Samples Test

	Levene's Test for Equality of Variances		t-test for Equality of Means							
	F	Sig.	t	df	Sig. (2-tailed)	Mean Difference	Std. Error Difference	95% Confidence Interval of the Difference		
								Lower	Upper	
Equal variances assumed	.320	.587	-.816	8	.438	-1.00000	1.22474	-3.82427	1.82427	
Equal variances not assumed			-.816	7.200	.440	-1.00000	1.22474	-3.87983	1.87983	

USE ALL.


```

COMPUTE filter_$=(Kelompok = 3).
VARIABLE LABELS filter_$ 'Kelompok = 3 (FILTER)'.
VALUE LABELS filter_$ 0 'Not Selected' 1 'Selected'.
FORMATS filter_$ (f1.0).
FILTER BY filter_$.
EXECUTE.
EXAMINE VARIABLES=BMP2
  /PLOT BOXPLOT STEMLEAF NPLOT
  /COMPARE GROUPS
  /STATISTICS DESCRIPTIVES
  /CINTERVAL 95
  /MISSING LISTWISE
  /NOTOTAL.

```

Explore

Notes

Output Created		21-JAN-2022 15:28:39
Comments		
Input	Data	D:\Office\SPSS\Data 2 Kak Yayuk.sav
	Active Dataset	DataSet94
	Filter	Kelompok = 3 (FILTER)
	Weight	<none>
	Split File	<none>
	N of Rows in Working Data File	10
	Missing Value Handling	Definition of Missing
Cases Used		Statistics are based on cases with no missing values for any dependent variable or factor used.

Syntax	EXAMINE VARIABLES=BMP2 /PLOT BOXPLOT STEMLEAF NPLOT /COMPARE GROUPS /STATISTICS DESCRIPTIVES /CINTERVAL 95 /MISSING LISTWISE /NOTOTAL.
Resources	Processor Time 00:00:00.31 Elapsed Time 00:00:00.30

Case Processing Summary

	Valid		Cases Missing		Total	
	N	Percent	N	Percent	N	Percent
BMP2	10	100.0%	0	0.0%	10	100.0%

Descriptives

		Statistic	Std. Error
BMP2	Mean	12.7000	.94340
	95% Confidence Interval for Mean	Lower Bound 10.5659	
		Upper Bound 14.8341	
	5% Trimmed Mean	12.7222	
	Median	13.0000	
	Variance	8.900	
	Std. Deviation	2.98329	
	Minimum	8.00	
	Maximum	17.00	
	Range	9.00	
	Interquartile Range	5.50	
	Skewness	-.234	.687
	Kurtosis	-.977	1.334

Tests of Normality

	Kolmogorov-Smirnov ^a			Shapiro-Wilk		
	Statistic	df	Sig.	Statistic	df	Sig.
BMP2	.140	10	.200*	.963	10	.821

*. This is a lower bound of the true significance.

a. Lilliefors Significance Correction

BMP2

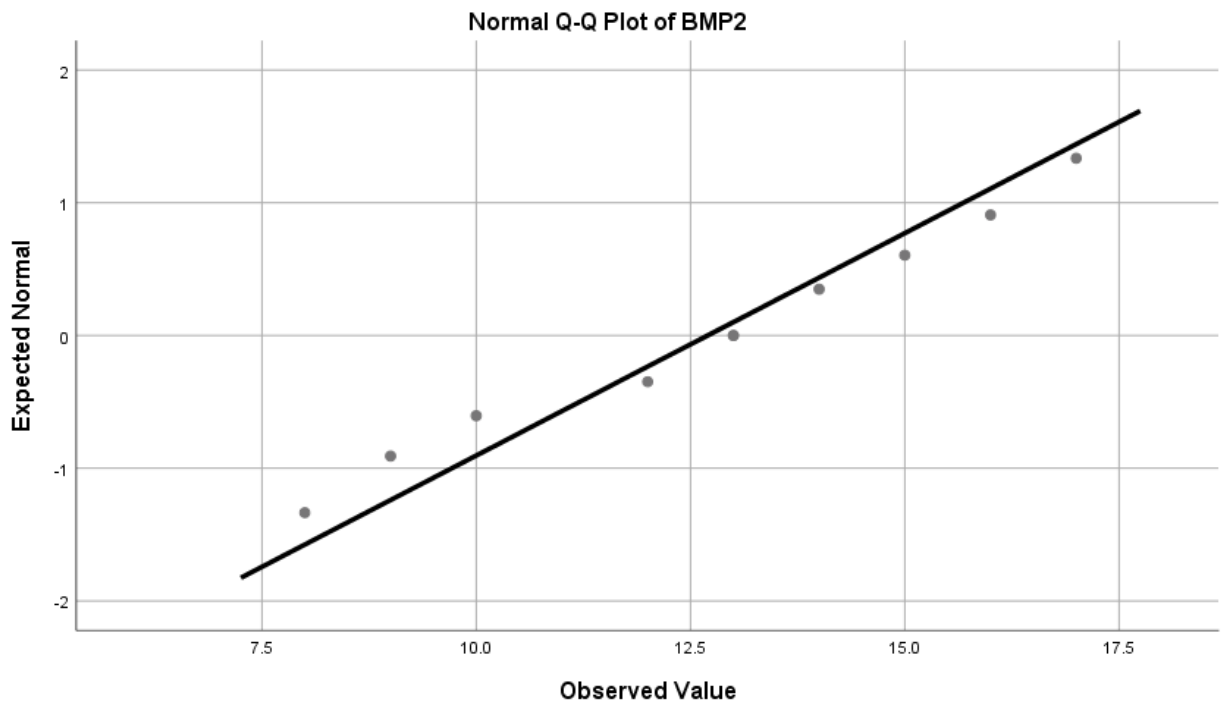
BMP2 Stem-and-Leaf Plot

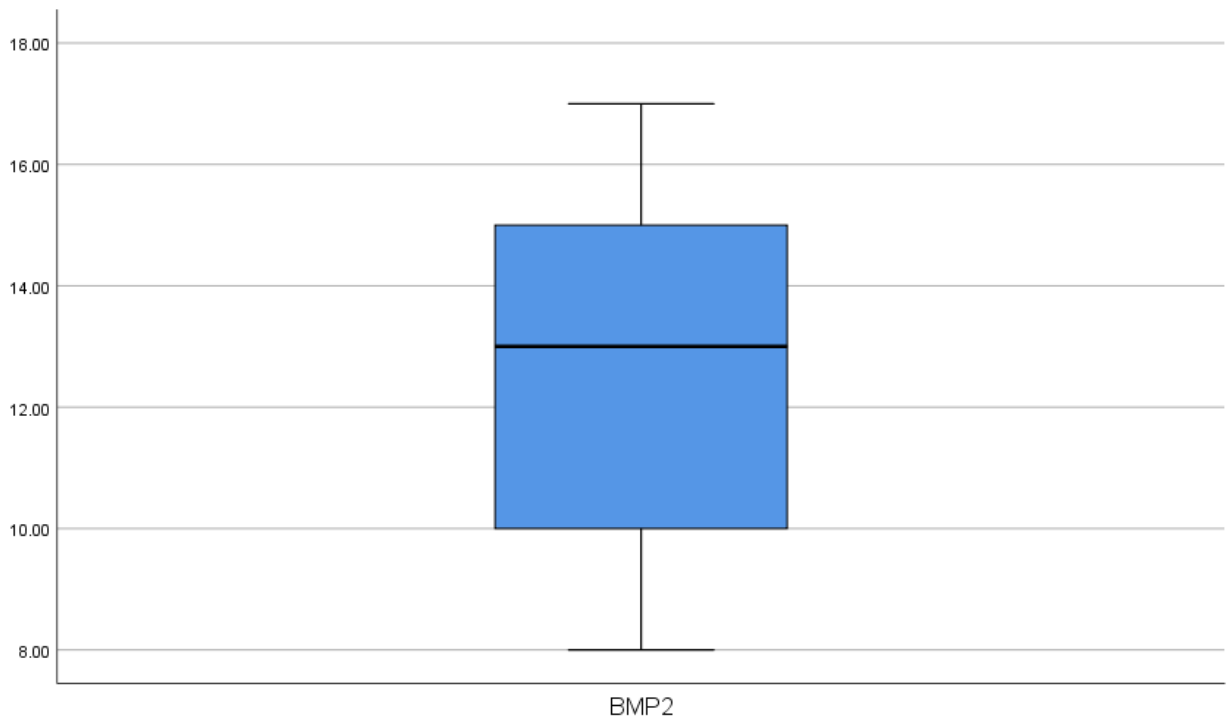
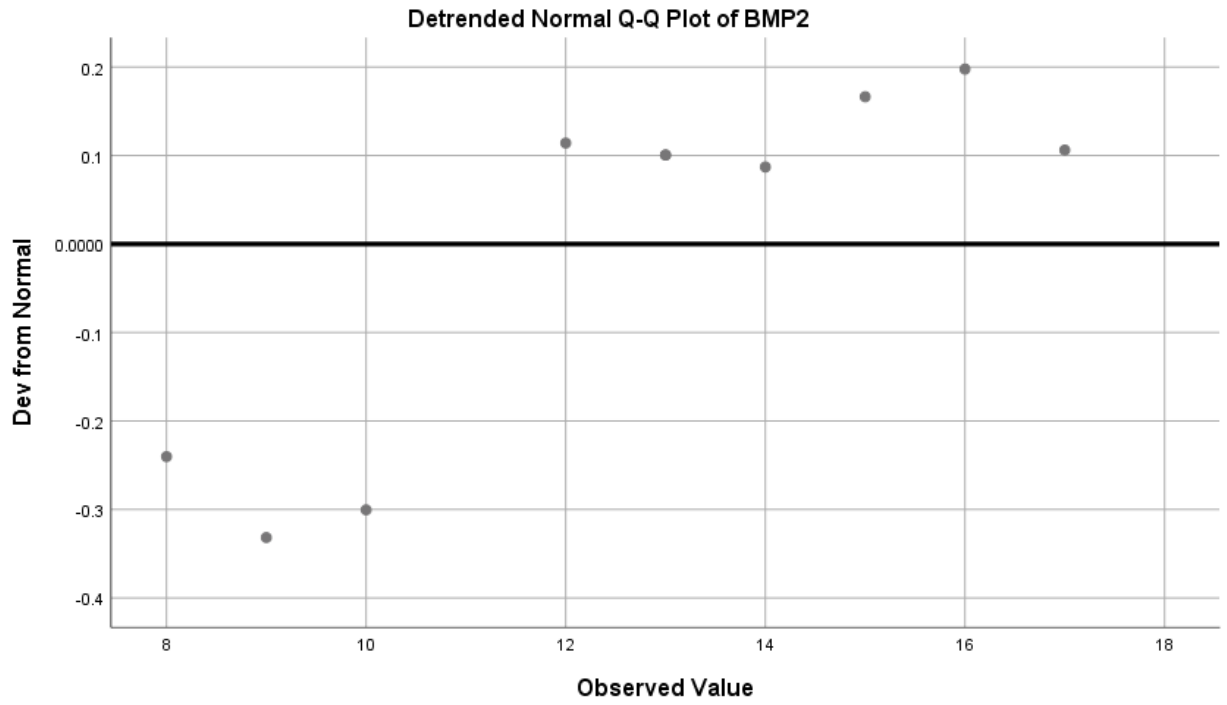
```

Frequency      Stem & Leaf
      2.00      0 . 89
      5.00      1 . 02334
      3.00      1 . 567

Stem width:    10.00
Each leaf:     1 case(s)

```





```
T-TEST GROUPS=Pengamatan(1 2)
  /MISSING=ANALYSIS
  /VARIABLES=BMP2
  /CRITERIA=CI (.95) .
```

T-Test

Notes		
Output Created		21-JAN-2022 15:28:41
Comments		
Input	Data	D:\Office\SPSS\Data 2 Kak Yayuk.sav
	Active Dataset	DataSet94
	Filter	Kelompok = 3 (FILTER)
	Weight	<none>
	Split File	<none>
	N of Rows in Working Data File	10
Missing Value Handling	Definition of Missing	User defined missing values are treated as missing.
	Cases Used	Statistics for each analysis are based on the cases with no missing or out-of-range data for any variable in the analysis.
Syntax	T-TEST GROUPS=Pengamatan(1 2) /MISSING=ANALYSIS /VARIABLES=BMP2 /CRITERIA=CI(.95).	
Resources	Processor Time	00:00:00.00
	Elapsed Time	00:00:00.01

Group Statistics

	Pengamatan	N	Mean	Std. Deviation	Std. Error Mean
BMP2	Hari 14	5	10.4000	2.07364	.92736
	Hari 21	5	15.0000	1.58114	.70711

Independent Samples Test

		Levene's Test for Equality of Variances		t-test for Equality of Means						
		F	Sig.	t	df	Sig. (2-tailed)	Mean Difference	Std. Error Difference	95% Confidence Interval of the Difference	
									Lower	Upper
BMP2	Equal variances assumed	.783	.402	-3.944	8	.004	-4.60000	1.16619	-7.28924	-1.91076
	Equal variances not assumed			-7.476	3.944	.005	-4.60000	1.16619	-7.32239	-1.87761