

DAFTAR PUSTAKA

- Astuti, A.A.P.W. (2004). *Bangkitan Perjalanan pada Perhotelan serta Pusat Perdagangan dan Jasa di Kawasan Samigita* (Skripsi). Denpasar: Jurusan Teknik Sipil Fakultas Teknik Universitas Udayana.
- Dajan, Anto. (1986). *Pengantar Statistik*. Jakarta: Jilid II, LP3ES.
- Ghozali, Imam. (2011). *Aplikasi Analisis Multivariate dengan Program IMB SPSS 19*. Semarang. Badan Penerbit Undip.
- Irawan, Setia Budi. (2007). *Pengaruh penggunaan lahan terhadap bangkitan dan tarikan pergerakan di sepanjang jalan gadjah mada kota batam*. Batam.
- Majid, Suharto Abdul., & Warpani, Eko Probo D. (Ed). (2009). *Ground Handling Manajemen Pelayanan Darat Perusahaan Penerbangan*. Jakarta: Rajawali pers.
- Miro, Fidel. (2005). *Perencanaan Transportasi Untuk Mahasiswa, Perencana dan Praktisi*. Jakarta: Penerbit Erlangga.
- Murni, A. (2004). *Analisis Model Tarikan Perjalanan untuk Pusat Perbelanjaan di Kota Denpasar* (Skripsi). Denpasar: Jurusan Teknik Sipil Fakultas Teknik Universitas Udayana.
- P. Arifin, S. T., Haryanto, B., & Nur Ramadhani, U. (2019). Penyusunan Model Bangkitan Pergerakan Angkutan Barang di Provinsi Kalimantan Timur Development of Freight Trip Generation Model in East Kalimantan. *Manajemen Aset Infrastruktur*, 3, 1–14.

- Sahlan, A., Adisasmitha, S. A., & Aly, S. H. (2016). Analisis Prediksi Permintaan Kargo Udara Pada Bandar Udara Internasional Sultan Hasanuddin. *Jurnal Teknik Sipil*, pp.1-11.
- Santoso, S. (2000). *Buku Latihan SPSS Statistik Parametrik*. Jakarta: Penerbit PT Elex Media Komputindo, Kelompok Gramedia.
- Tamin, O. Z. (2000). *Perencanaan dan Pemodelan Transportasi*. Bandung: ITB.
- Yahya, R. G. (2019). *Studi Permodelan Bangkitan Perjalanan di Perkotaan*. *Jurnal Teknik Sipil*, 3(1), 92–100.
- Zulfianilsih, F. (2002). *Kajian Model Bangkitan dan Tarikan Pergerakan dengan Metode Analisis Regresi Studi Kasus di Wilayah DKI Jakarta* (Tesis). Bandung: Bidang Khusus Rekayasa Transportasi Departemen Teknik Sipil Program Pascasarjana, Institut Teknologi Bandung.

Lampiran 1

A. Volume Kendaraan Masuk

NO	Hari/Tanggal	PT Dian Mega Kurnia			PT Agung Pancar Mulia			PT Sekar Asih Cargo		
		Box Kecil	Pick Up	Truk 2 As	Box Kecil	Pick Up	Truk 2 As	Box Kecil	Pick Up	Truk 2 As
1	Senin, 1-03-2021									1
2	Selasa, 2-03-2021	3					1			1
3	Rabu, 3-03-2021	2			1					1
4	Kamis, 4-03-2021				1			1		
5	Jumat, 5-03-2021	2								2
6	Sabtu, 6-03-2021	2			1					1
7	Minggu, 7-03-2021	1								1

NO	Hari/Tanggal	PT Anugrah Mulia Pratama			PT Ritra Cargo, PT			PT Monang Sianipar Abadi		
		Box Kecil	Pick Up	Truk 2 As	Box Kecil	Pick Up	Truk 2 As	Box Kecil	Pick Up	Truk 2 As
1	Senin, 1-03-2021			1		1				
2	Selasa, 2-03-2021	1		2		1		1		
3	Rabu, 3-03-2021	1		2		2		1		
4	Kamis, 4-03-2021			1		2				
5	Jumat, 5-03-2021			1		1				
6	Sabtu, 6-03-2021			1		1		1		
7	Minggu, 7-03-2021			1		1		1		

NO	Hari/Tanggal	PT Lionel Jaya Logistic			PT Pos Indonesia			PT Celebes Angkasa Samudra		
		Box Kecil	Pick Up	Truk 2 As	Box Kecil	Pick Up	Truk 2 As	Box Kecil	Pick Up	Truk 2 As
1	Senin, 1-03-2021		4	2		1		1	1	
2	Selasa, 2-03-2021		2			2	1	1	1	
3	Rabu, 3-03-2021		4	2		2	1	1	2	
4	Kamis, 4-03-2021		5	3		3	3	2	2	
5	Jumat, 5-03-2021		3	3		3	2	2	4	
6	Sabtu, 6-03-2021		2	1		3	1	1	1	
7	Minggu, 7-03-2021		4	3		1	1	1	1	

NO	Hari/Tanggal	PT Dharma Bandar Mandala			PT Dwi Upaya Sukses			PT Belolangi Expresindo		
		Box Kecil	Pick Up	Truk 2 As	Box Kecil	Pick Up	Truk 2 As	Box Kecil	Pick Up	Truk 2 As
1	Senin, 1-03-2021			2	3			3		
2	Selasa, 2-03-2021			3	1		1	2		
3	Rabu, 3-03-2021			4	3		1	3		
4	Kamis, 4-03-2021			4	2		1	3		
5	Jumat, 5-03-2021			3	2		1	3		
6	Sabtu, 6-03-2021			3	2		1	2		
7	Minggu, 7-03-2021			3	2			2		

NO	Hari/Tanggal	PT Duta Fara Abadi			PT Yapindo Transportama (PCP)			PT Anggada Prima		
		Box Kecil	Pick Up	Truk 2 As	Box Kecil	Pick Up	Truk 2 As	Box Kecil	Pick Up	Truk 2 As
1	Senin, 1-03-2021		3			3		3		1
2	Selasa, 2-03-2021							3		1
3	Rabu, 3-03-2021		3			3		3		1
4	Kamis, 4-03-2021					2		3		1
5	Jumat, 5-03-2021		3			1		3		1
6	Sabtu, 6-03-2021		2			2		3		1
7	Minggu, 7-03-2021					2		3		1

NO	Hari/Tanggal	PT Marlion Aero Services			PT Ivana Gerak Semesta			Aplog Div Logistik		
		Box Kecil	Pick Up	Truk 2 As	Box Kecil	Pick Up	Truk 2 As	Box Kecil	Pick Up	Truk 2 As
1	Senin, 1-03-2021	2		4	1	1			1	
2	Selasa, 2-03-2021	2		2	3	2			2	
3	Rabu, 3-03-2021	2		3	2	2			1	1
4	Kamis, 4-03-2021	2		1					1	
5	Jumat, 5-03-2021	2		3	2	3				2
6	Sabtu, 6-03-2021	2		3	3	2			2	2
7	Minggu, 7-03-2021	2		4					1	1

NO	Hari/Tanggal	PT Agung Mega Jasa Permai			PT Angkasa Sarana			PT Batumarumpa Prima Sentosa		
		Box Kecil	Pick Up	Truk 2 As	Box Kecil	Pick Up	Truk 2 As	Box Kecil	Pick Up	Truk 2 As
1	Senin, 1-03-2021	1	1		1	1			2	2
2	Selasa, 2-03-2021	1			1				2	2
3	Rabu, 3-03-2021	1	1			1			2	2
4	Kamis, 4-03-2021	1	2		1				3	2
5	Jumat, 5-03-2021	2	2		2				2	2
6	Sabtu, 6-03-2021	2	2		2				2	2
7	Minggu, 7-03-2021				1	1			1	

NO	Hari/Tanggal	PT Dharma Eka Semesta			PT Dirgantara Makassar Ekspres			PT Kerta Gaya Pusaka		
		Box Kecil	Pick Up	Truk 2 As	Box Kecil	Pick Up	Truk 2 As	Box Kecil	Pick Up	Truk 2 As
1	Senin, 1-03-2021	2				1			1	
2	Selasa, 2-03-2021	1			1	2			2	
3	Rabu, 3-03-2021	1	2		1	1			2	
4	Kamis, 4-03-2021		2			2			1	
5	Jumat, 5-03-2021		2			2			1	
6	Sabtu, 6-03-2021	2	2		2	2			2	
7	Minggu, 7-03-2021	2	2		1	1			2	

NO	Hari/Tanggal	PT Mega Titian Nusantara			PT Pandu Siwi Sentosa			PT Samudera Anran Nusantara		
		Box Kecil	Pick Up	Truk 2 As	Box Kecil	Pick Up	Truk 2 As	Box Kecil	Pick Up	Truk 2 As
1	Senin, 1-03-2021	1				1		1		1
2	Selasa, 2-03-2021	1	1		1	1		2		1
3	Rabu, 3-03-2021	1			1	1		1		1
4	Kamis, 4-03-2021		1							1
5	Jumat, 5-03-2021	2	2		1	2		1		1
6	Sabtu, 6-03-2021	1			1			1		2
7	Minggu, 7-03-2021	2	2					1		1

NO	Hari/Tanggal	PT Suryagita Nusaraya			PT Wahyu Cargo			PT Syahravaraz Trans Cargo		
		Box Kecil	Pick Up	Truk 2 As	Box Kecil	Pick Up	Truk 2 As	Box Kecil	Pick Up	Truk 2 As
1	Senin, 1-03-2021			4		1	1		2	
2	Selasa, 2-03-2021			4		1			2	
3	Rabu, 3-03-2021			6			3		1	1
4	Kamis, 4-03-2021			6		1			1	2
5	Jumat, 5-03-2021			4		2	2		1	1
6	Sabtu, 6-03-2021			6		1	3		1	1
7	Minggu, 7-03-2021			4		2			2	

B. Volume Kendaraan Keluar

NO	Hari/Tanggal	PT Dian Mega Kurnia			PT Agung Pancar Mulia			PT Sekar Asih Cargo		
		Box Kecil	Pick Up	Truk 2 As	Box Kecil	Pick Up	Truk 2 As	Box Kecil	Pick Up	Truk 2 As
1	Senin, 1-03-2021						1			3
2	Selasa, 2-03-2021	3			1		3			3
3	Rabu, 3-03-2021				1		3			4
4	Kamis, 4-03-2021				1		3			4
5	Jumat, 5-03-2021	1					3			5
6	Sabtu, 6-03-2021				1		5			6
7	Minggu, 7-03-2021						2			3

NO	Hari/Tanggal	PT Anugrah Mulia Pratama			PT Ritra Cargo			PT Monang Sianipar Abadi		
		Box Kecil	Pick Up	Truk 2 As	Box Kecil	Pick Up	Truk 2 As	Box Kecil	Pick Up	Truk 2 As
1	Senin, 1-03-2021	1				1		1		
2	Selasa, 2-03-2021	1				1		1		
3	Rabu, 3-03-2021	1		2		1		1		
4	Kamis, 4-03-2021	1		2		1		1		
5	Jumat, 5-03-2021			2						
6	Sabtu, 6-03-2021	1				1				
7	Minggu, 7-03-2021	1				1		1		

NO	Hari/Tanggal	PT Lionel Jaya Logistic			PT Pos Indonesia			PT Celebes Angkasa Samudra		
		Box Kecil	Pick Up	Truk 2 As	Box Kecil	Pick Up	Truk 2 As	Box Kecil	Pick Up	Truk 2 As
1	Senin, 1-03-2021					2	1	1	3	
2	Selasa, 2-03-2021		1			1	1	2	5	
3	Rabu, 3-03-2021		1			1	2	2	4	
4	Kamis, 4-03-2021		1			1	2	1	4	
5	Jumat, 5-03-2021		1			1	2	2	3	
6	Sabtu, 6-03-2021		1			1	2	1	4	
7	Minggu, 7-03-2021		1			1		2	4	

NO	Hari/Tanggal	PT Dharma Bandar Mandala			PT Dwi Upaya Sukses			PT Belolangi Expresindo		
		Box Kecil	Pick Up	Truk 2 As	Box Kecil	Pick Up	Truk 2 As	Box Kecil	Pick Up	Truk 2 As
1	Senin, 1-03-2021		1		1			1		
2	Selasa, 2-03-2021		1		1			1		
3	Rabu, 3-03-2021				1			2		
4	Kamis, 4-03-2021		1		1			1		
5	Jumat, 5-03-2021		2		1			2		
6	Sabtu, 6-03-2021				1			1		
7	Minggu, 7-03-2021		1					1		

NO	Hari/Tanggal	PT Duta Fara Abadi, PT			PT Yapindo Transportama (PCP)			PT Anggada Prima		
		Box Kecil	Pick Up	Truk 2 As	Box Kecil	Pick Up	Truk 2 As	Box Kecil	Pick Up	Truk 2 As
1	Senin, 1-03-2021		4	2				1		
2	Selasa, 2-03-2021					1		1		1
3	Rabu, 3-03-2021		4	3				2		1
4	Kamis, 4-03-2021					1		1		1
5	Jumat, 5-03-2021		2	2				1		1
6	Sabtu, 6-03-2021		2	3		1		1		1
7	Minggu, 7-03-2021					1		1		1

NO	Hari/Tanggal	PT Marlion Aero Services			PT Ivana Gerak Semesta			Aplog Div Logistik		
		Box Kecil	Pick Up	Truk 2 As	Box Kecil	Pick Up	Truk 2 As	Box Kecil	Pick Up	Truk 2 As
1	Senin, 1-03-2021	1		1	1				1	1
2	Selasa, 2-03-2021	2		1					2	1
3	Rabu, 3-03-2021	2		1	1				1	2
4	Kamis, 4-03-2021	2		1					1	2
5	Jumat, 5-03-2021	2		1	1				2	1
6	Sabtu, 6-03-2021	2		1	1				2	2
7	Minggu, 7-03-2021	2		1					2	3

NO	Hari/Tanggal	PT Mega Titian Nusantara			PT Pandu Siwi Sentosa			PT Samudera Anran Nusantara		
		Box Kecil	Pick Up	Truk 2 As	Box Kecil	Pick Up	Truk 2 As	Box Kecil	Pick Up	Truk 2 As
1	Senin, 1-03-2021	1				1		1		1
2	Selasa, 2-03-2021	1				1		1		1
3	Rabu, 3-03-2021				1			2		
4	Kamis, 4-03-2021	2								1
5	Jumat, 5-03-2021	1			1			1		1
6	Sabtu, 6-03-2021	1				1		2		
7	Minggu, 7-03-2021							2		

NO	Hari/Tanggal	PT Suryagita Nusaraya			PT Wahyu Cargo			PT Syahravaraz Trans Cargo		
		Box Kecil	Pick Up	Truk 2 As	Box Kecil	Pick Up	Truk 2 As	Box Kecil	Pick Up	Truk 2 As
1	Senin, 1-03-2021			4					2	
2	Selasa, 2-03-2021			4		1	2		2	
3	Rabu, 3-03-2021			4		2			1	1
4	Kamis, 4-03-2021			6		1	1			
5	Jumat, 5-03-2021			6		1			1	1
6	Sabtu, 6-03-2021			4		1	1		1	1
7	Minggu, 7-03-2021			4		2				

Lampiran 2

A. Rekapitulasi Volume Kendaraan Masuk

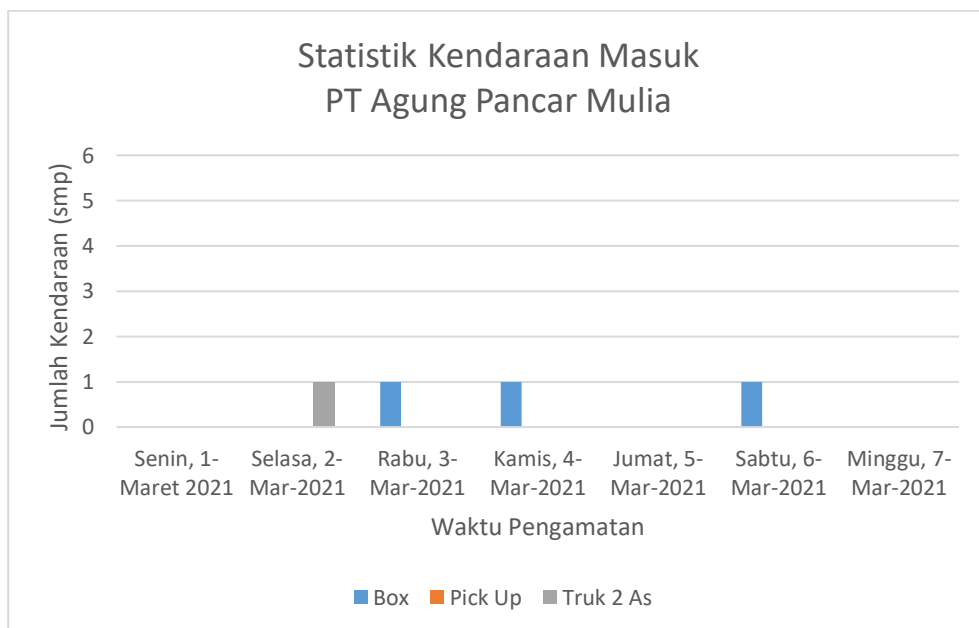
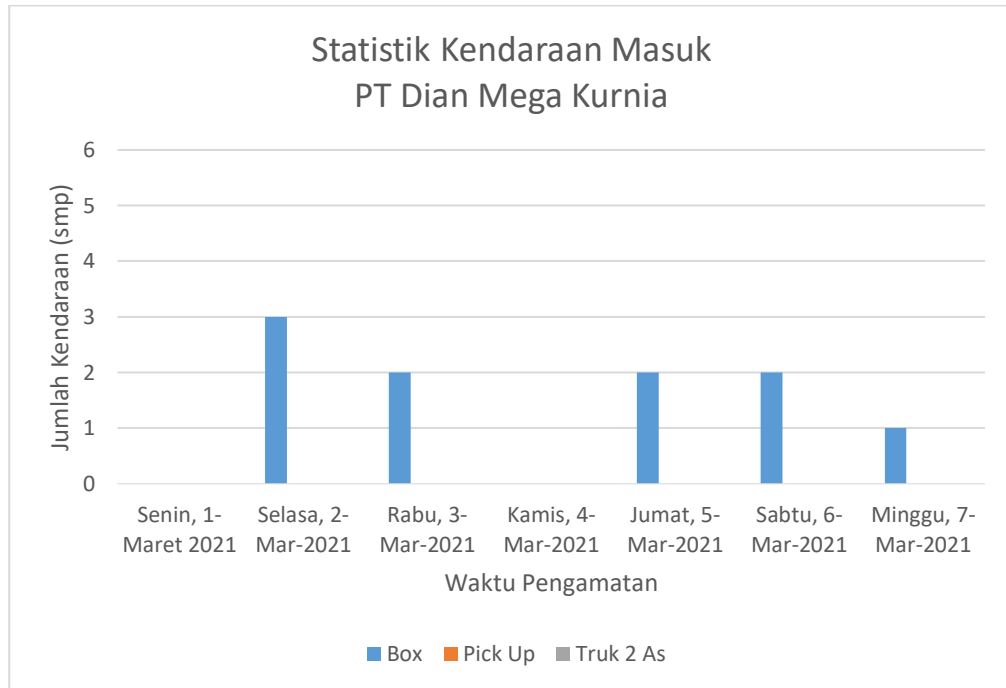
NO	Nama Perusahaan	Jenis Kendaraan			Total
		Box Kecil	Pickup	Truk	
1	PT. DIAN MEGA KURNIA	10	0	0	10
2	PT. AGUNG PANCAR MULIA	3	0	1	4
3	PT. SEKAR ASIH CARGO	1	0	7	8
4	PT. ANUGRAH MULIA PRATAMA NUSANTARA	2	0	9	11
5	PT. RITRA CARGO INDONESIA	0	9	0	9
6	PT. MONANG SIANIPAR ABADI	4	0	0	4
7	PT. LIONEL JAYA LOGISTIC	0	24	14	38
8	PT. POS INDONESIA	0	15	9	24
9	PT. CELEBES ANGKASA SAMUDRA	9	12	0	21
10	PT. DHARMA BANDAR MANDALA	0	0	22	22
11	PT. DWI UPAYA SUKSES	15	0	5	20
12	PT. BELOLANGI EKSPREES	18	0	0	18
13	PT. DUTA FARAH ABADI	0	11	0	11
14	PT. YAPINDO TRANSPORTAMA (PCP)	0	13	0	13
15	PT. ANGGADA PRIMA	21	0	7	28
16	PT. MARLION AERO SERVICE	14	0	20	34
17	PT. IVANA GERAK SEMESTA	11	10	0	21
18	PT. ANGKASA PURA LOGISTIK	0	8	6	14
19	PT. AGUNG MEGA JASA PERMAI	8	8	0	16
20	PT. ANGKASA SARANA	8	3	0	11
21	PT. BATUMARUPA PRIMA SENTOSA	0	14	12	26
22	PT. DHARMA EKATAMA SEMESTA	8	10	0	18
23	PT. DIRGANTARA MAKASSAR EKSPRESS	5	11	0	16
24	PT. KERTA GAYA PUSAKA	0	11	0	11
25	PT. MEGA TITIAN NUSANTARA	8	6	0	14
26	PT. PANDU SIWI SENTOSA	4	5	0	9
27	PT. SAMUDERA ANRAN NUSANTARA	7	0	8	15
28	PT. SURYAGITA NUSARAYA	0	0	34	34
29	PT. WAHYU CARGO	0	8	9	17
30	PT. SYAHRAVARAZ TRANS CARGO	0	10	5	15

B. Rekapitulasi Volume Kendaraan Keluar

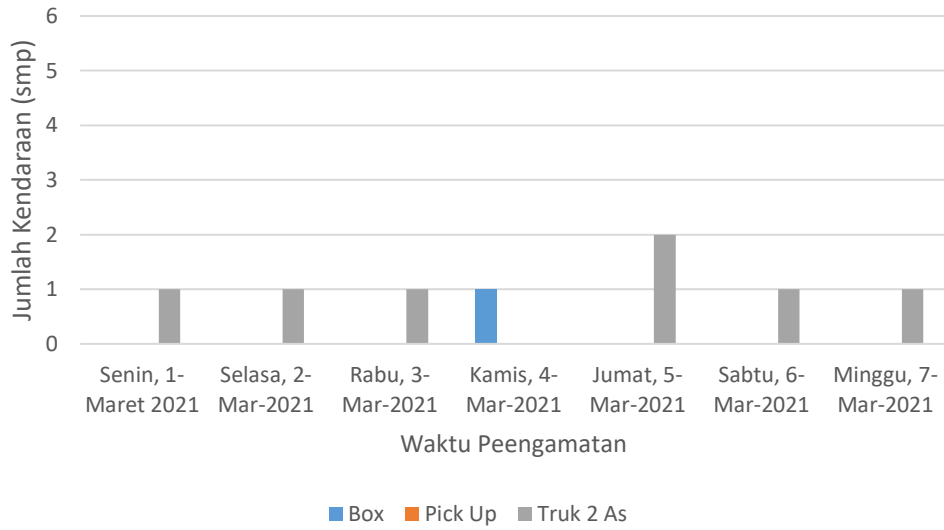
NO	Nama Perusahaan	Jenis Kendaraan			Total
		Box Kecil	Pickup	Truk	
1	PT. DIAN MEGA KURNIA	4	0	0	4
2	PT. AGUNG PANCAR MULIA	4	0	20	24
3	PT. SEKAR ASIH CARGO	0	0	28	28
4	PT. ANUGRAH MULIA PRATAMA NUSANTARA	6	0	6	12
5	PT. RITRA CARGO INDONESIA	0	6	0	6
6	PT. MONANG SIANIPAR ABADI	5	0	0	5
7	PT. LIONEL JAYA LOGISTIC	0	6	0	6
8	PT. POS INDONESIA	0	10	8	18
9	PT. CELEBES ANGKASA SAMUDRA	8	30	0	38
10	PT. DHARMA BANDAR MANDALA	0	6	0	6
11	PT. DWI UPAYA SUKSES	6	0	0	6
12	PT. BELOLANGI EKSPREES	9	0	0	9
13	PT. DUTA FARAH ABADI	0	12	0	12
14	PT. YAPINDO TRANSPORTAMA (PCP)	0	4	0	4
15	PT. ANGGADA PRIMA	6	0	8	14
16	PT. MARLION AERO SERVICE	8	0	12	20
17	PT. IVANA GERAK SEMESTA	1	3	0	4
18	PT. ANGKASA PURA LOGISTIK	0	11	12	23
19	PT. AGUNG MEGA JASA PERMAI	7	4	16	27
20	PT. ANGKASA SARANA	2	0	0	2
21	PT. BATUMARUPA PRIMA SENTOSA	0	6	0	6
22	PT. DHARMA EKATAMA SEMESTA	0	0	0	0
23	PT. DIRGANTARA MAKASSAR EKSPRESS	4	0	0	4
24	PT. KERTA GAYA PUSAKA	0	8	0	8
25	PT. MEGA TITIAN NUSANTARA	6	0	0	6
26	PT. PANDU SIWI SENTOSA	2	3	0	5
27	PT. SAMUDERA ANRAN NUSANTARA	9	0	4	13
28	PT. SURYAGITA NUSARAYA	0	0	32	32
29	PT. WAHYU CARGO	0	8	3	11
30	PT. SYAHRAVARAZ TRANS CARGO	0	7	3	10

LAMPIRAN 3

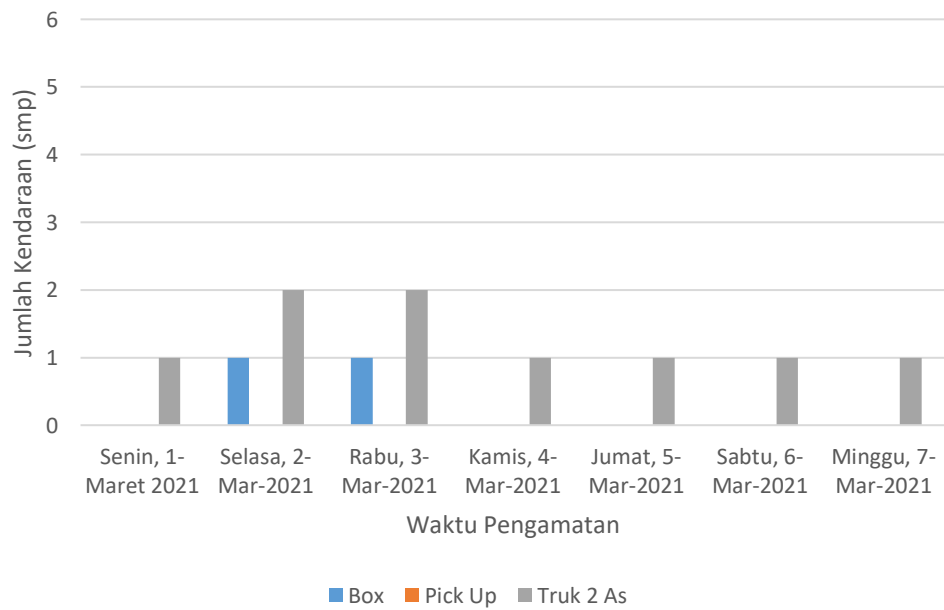
A. Statistik Kendaraan Masuk

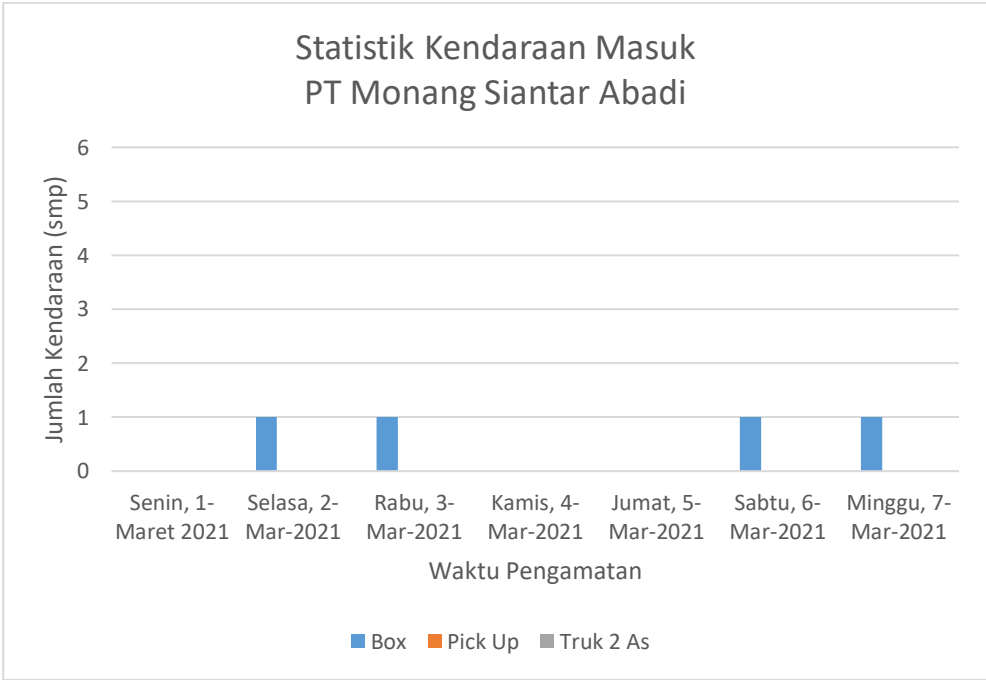
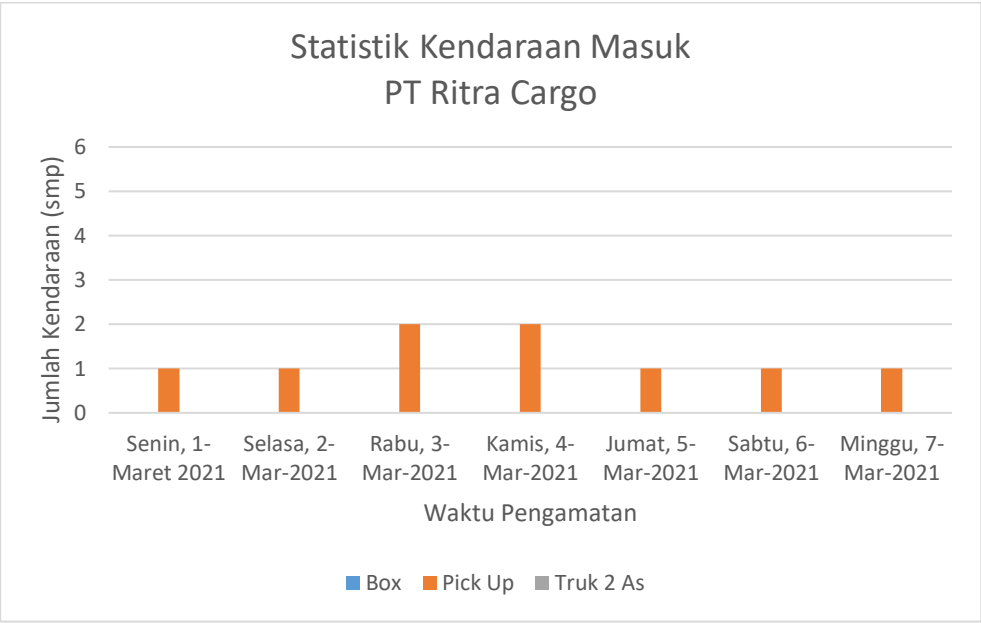


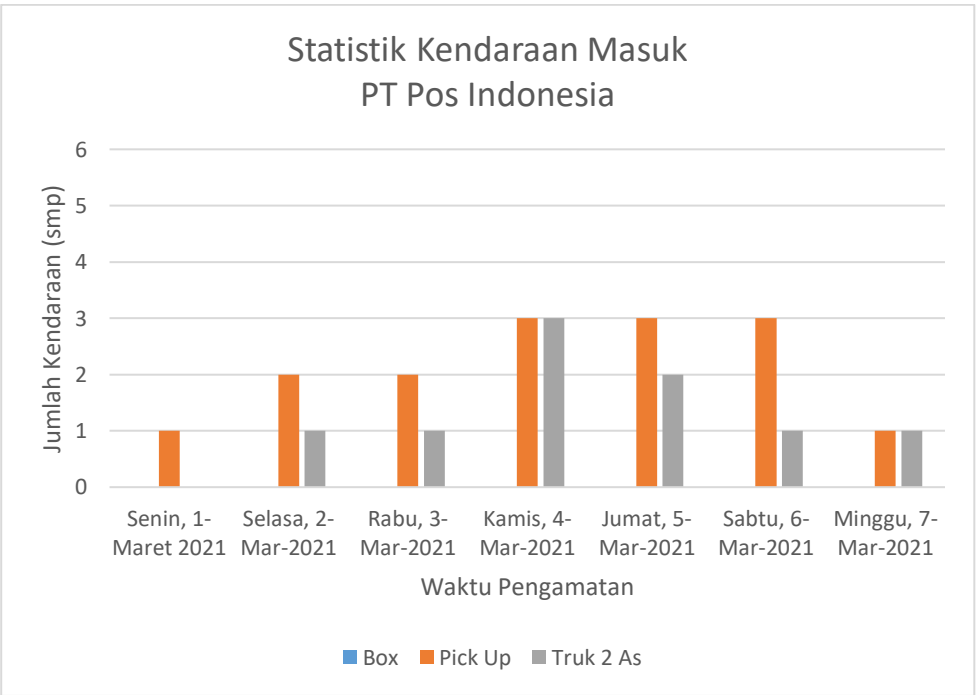
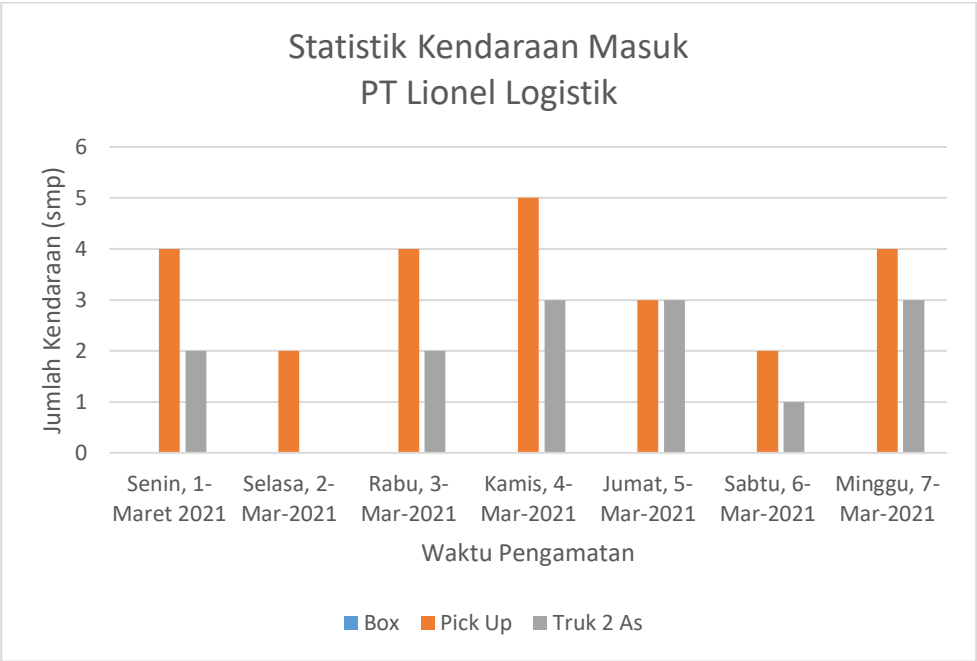
Statistik Kendaraan Masuk PT Sekar Asih Cargo



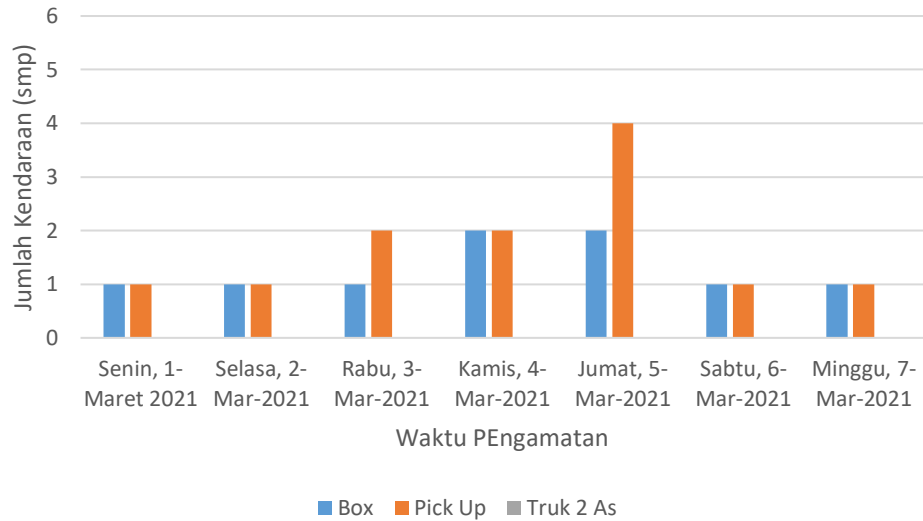
Statistik Kendaraan Masuk PT Anugrah MULia Pratama



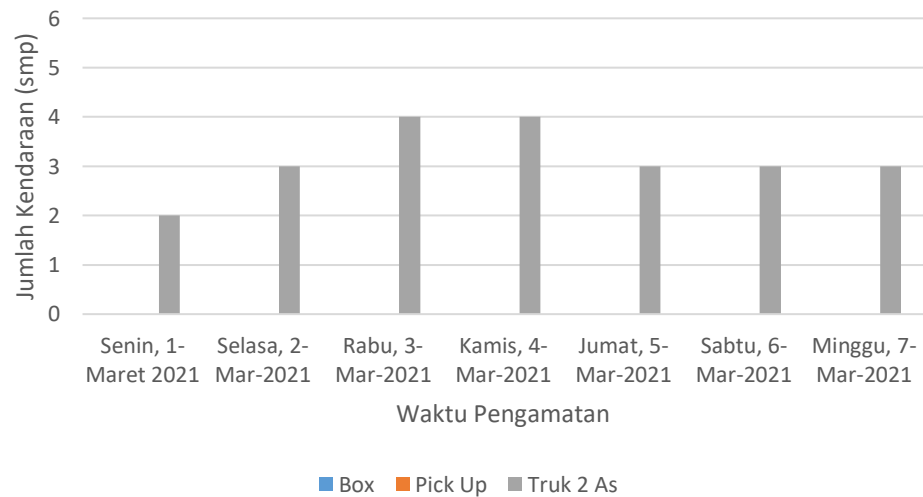




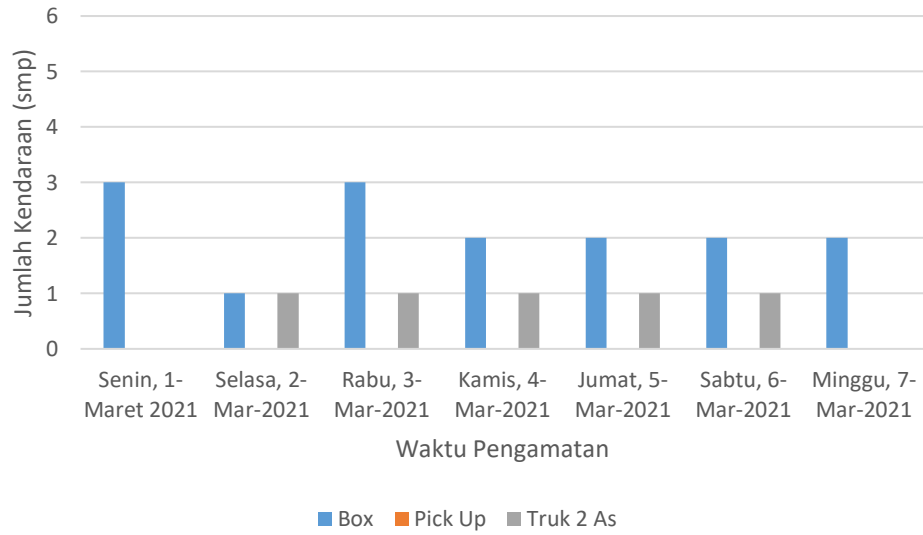
Statistik Kendaraan Masuk PT Celebes Angkasa Samudra



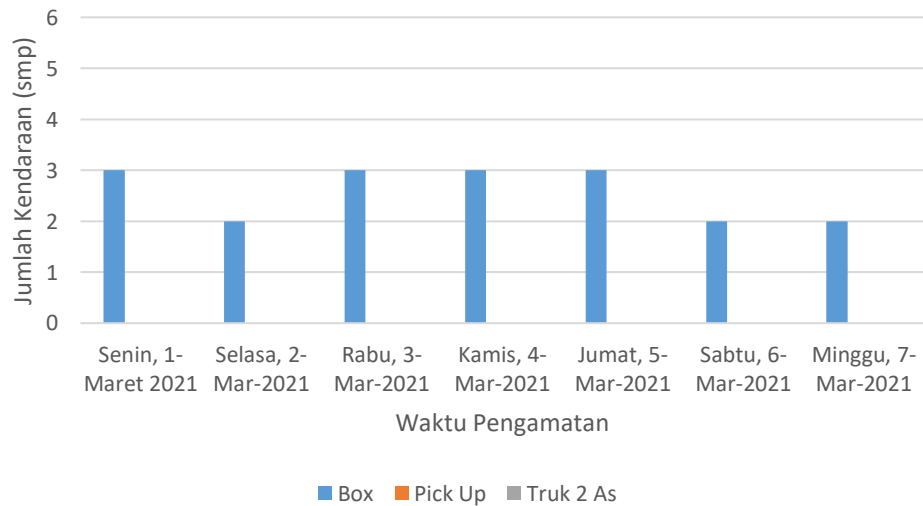
Statistik Kendaraan Masuk PT Dharma Bandar Mandala



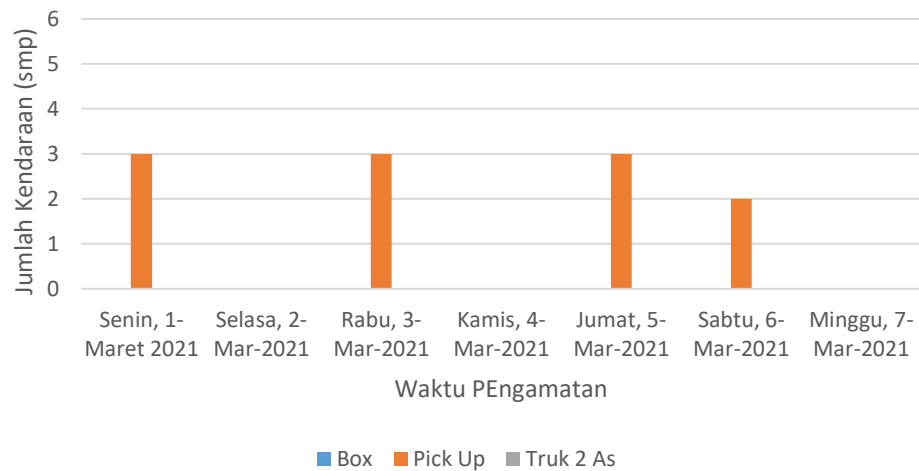
Statistik Kendaraan Masuk PT Dwi Upaya Sukses



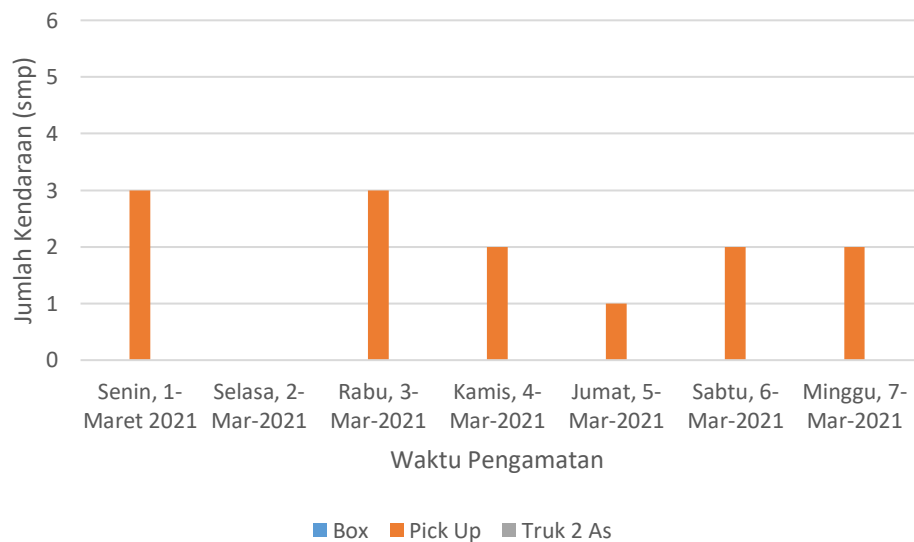
Statistik Kendaraan Masuk PT Belolangi Expresindo

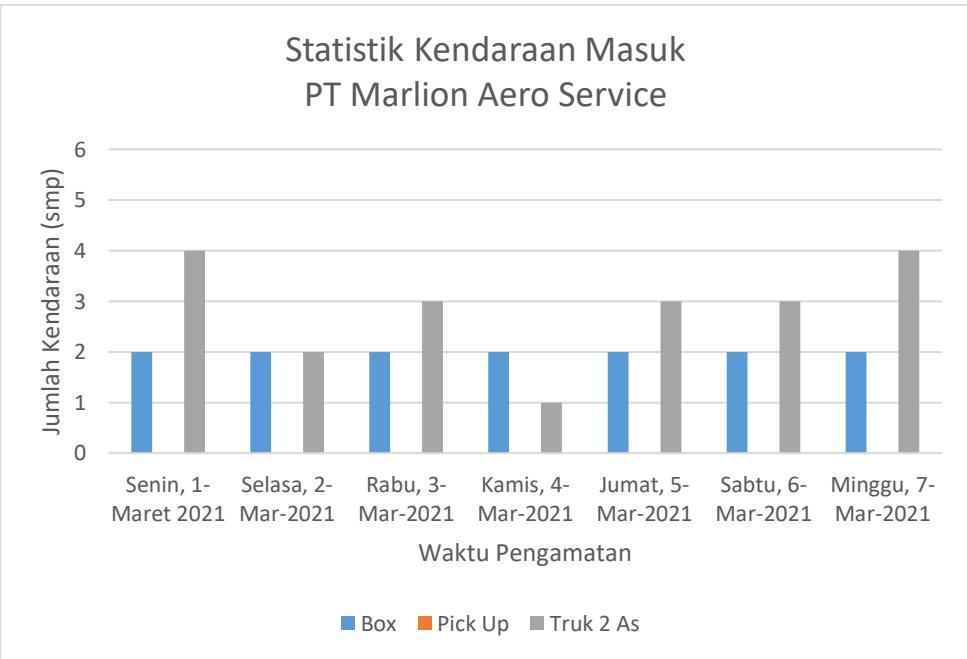
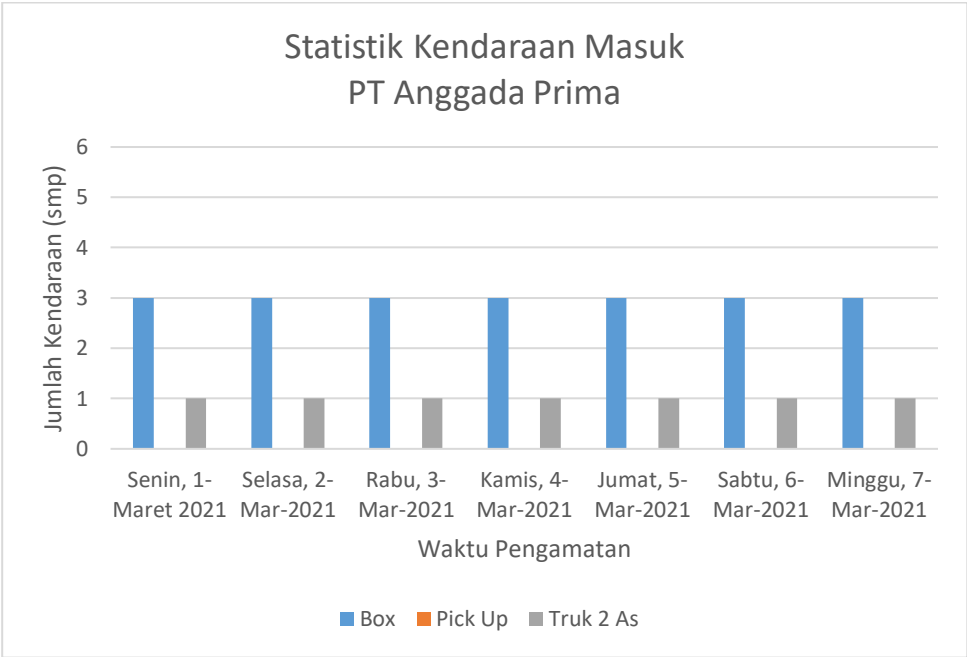


Statistik Kendaraan Masuk PT Duta Pada Abadi

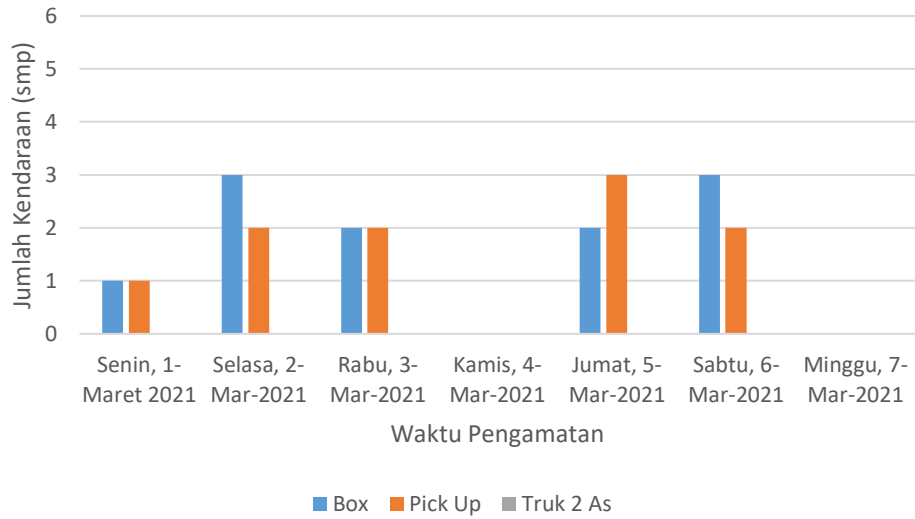


Statistik Kendaraan Masuk PT Yapindo Transportama

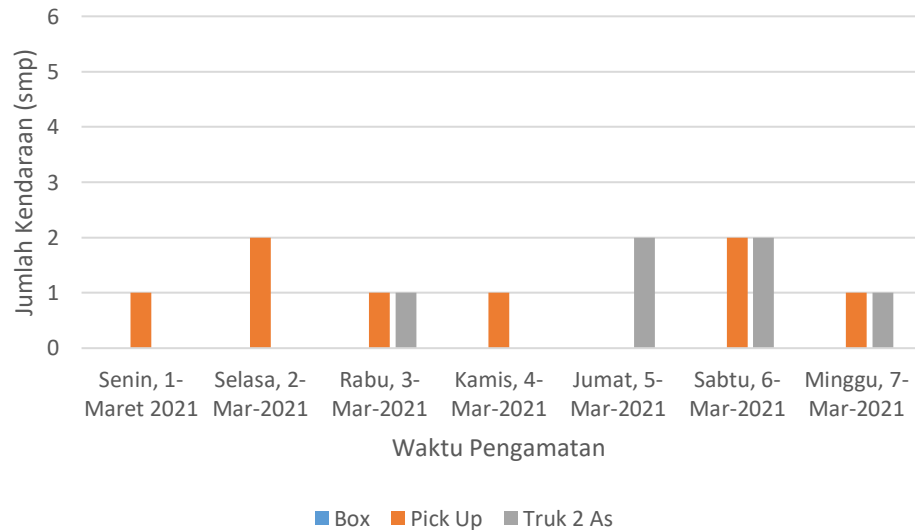




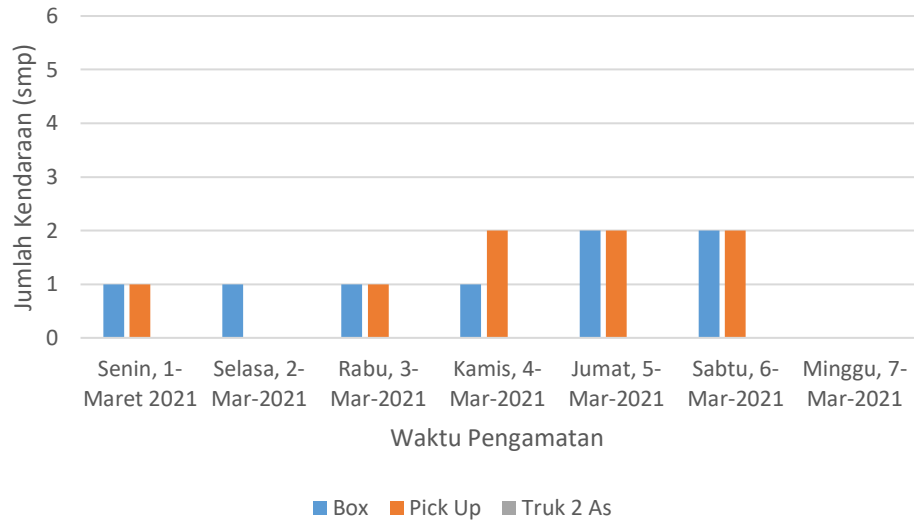
Statistik Kendaraan Masuk PT Ivana Gerak Semesta



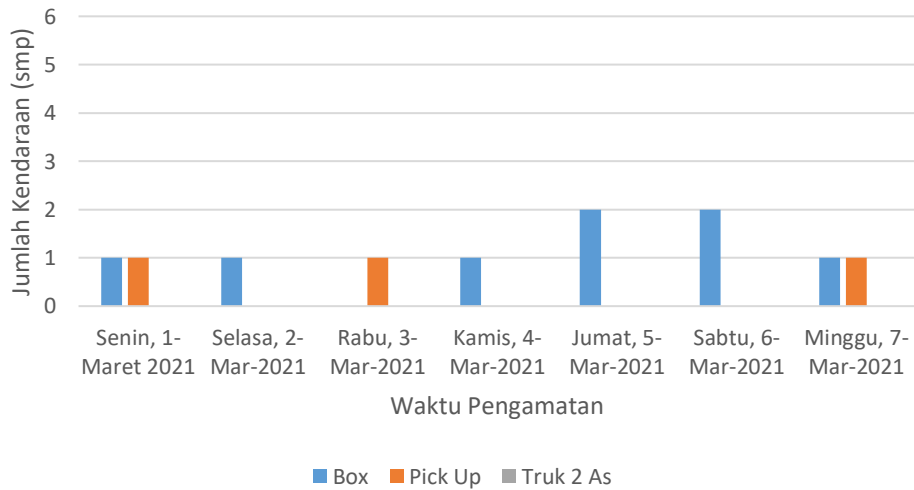
Statistik Kendaraan Masuk Aplog Div Logistik



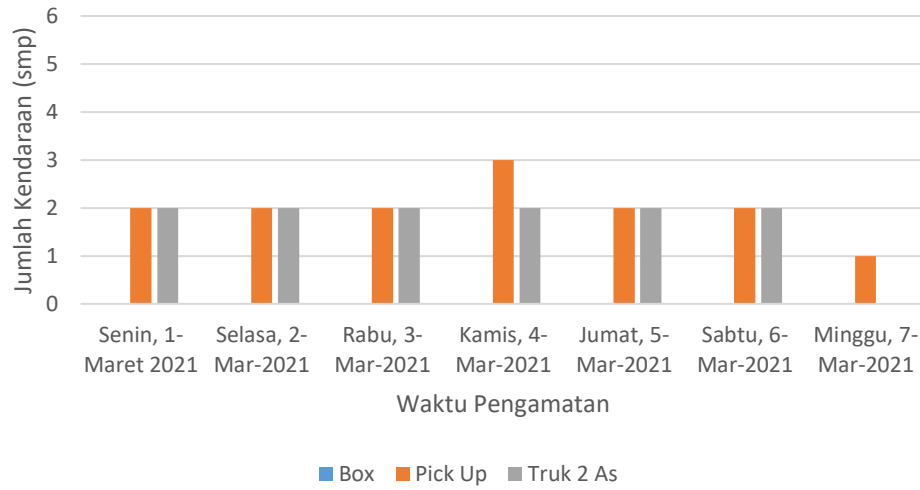
Statistik Kendaraan Masuk PT Agung Mega Jasa Permai



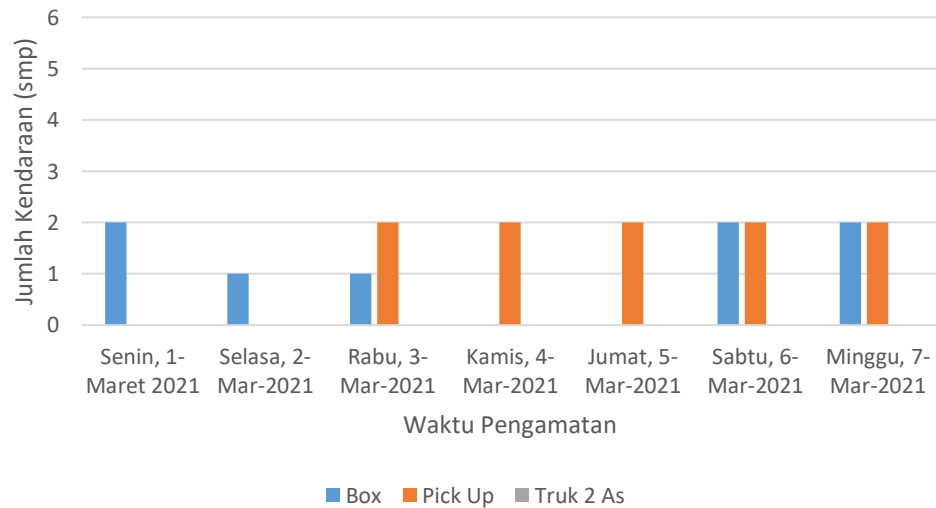
Statistik Kendaraan Masuk PT Angka Sarana



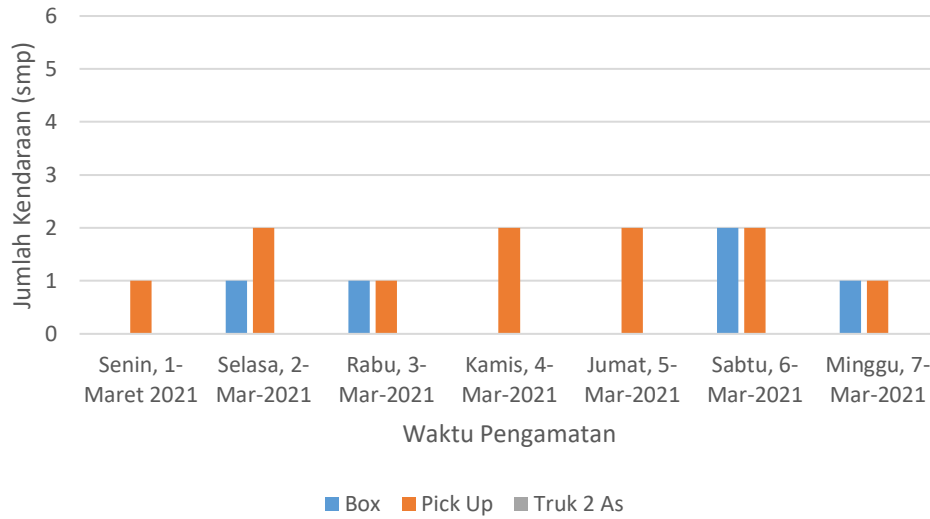
Statistik Kendaraan Masuk PT Batumarupa Prima Sentosa



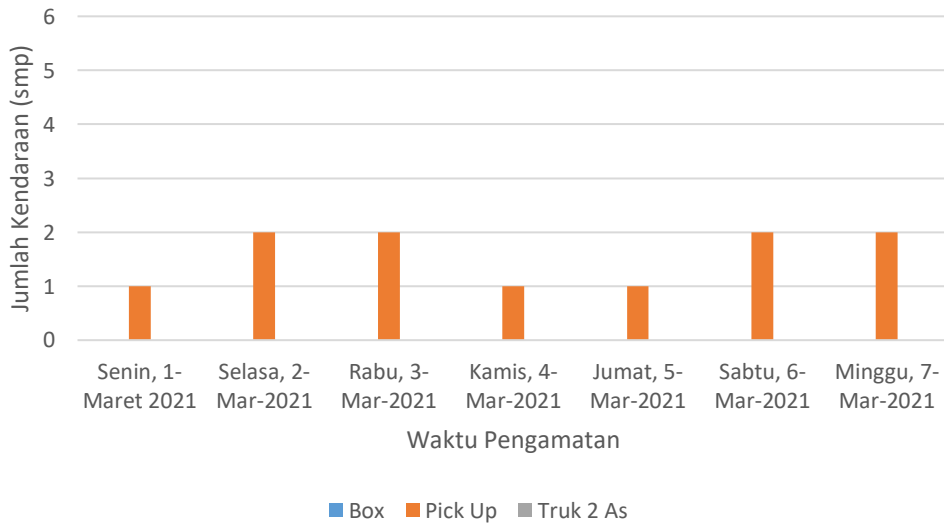
Statistik Kendaraan Masuk PT Dharma Eka Semesta



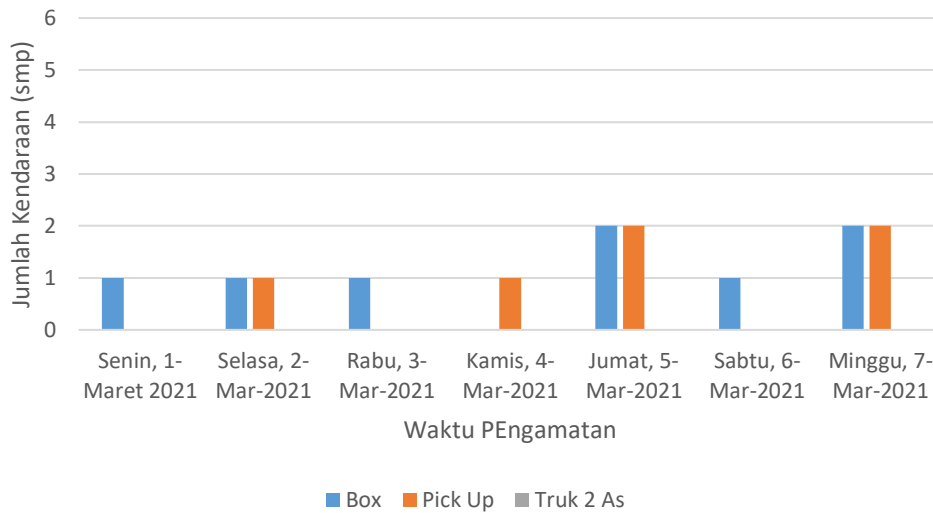
Statistik Kendaraan Masuk PT Dirgantara Makassar Ekspres



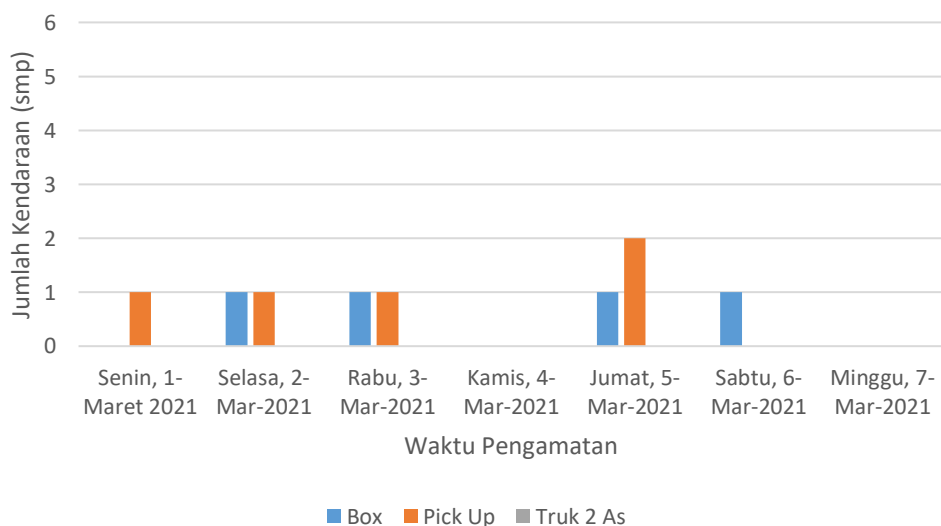
Statistik Kendaraan Masuk PT Kerta Gaya Pusaka



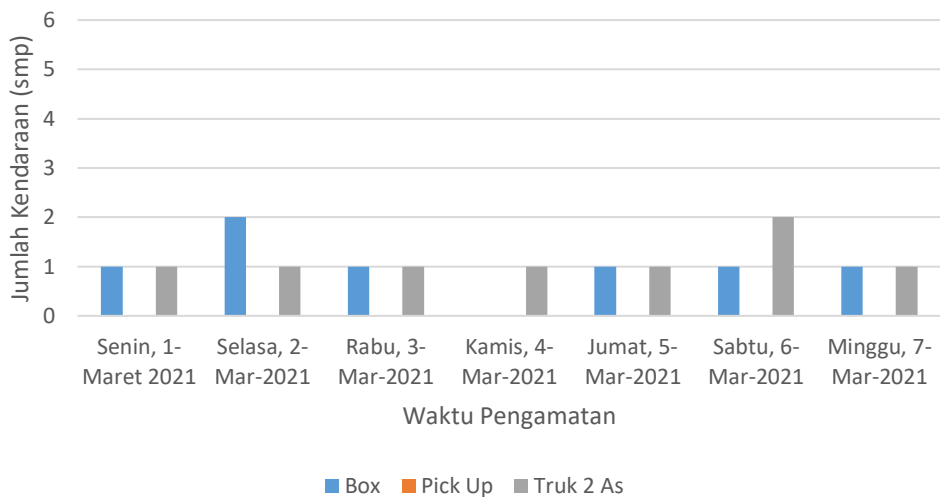
Statistik Kendaraan Masuk PT Mega Titian Nusantara



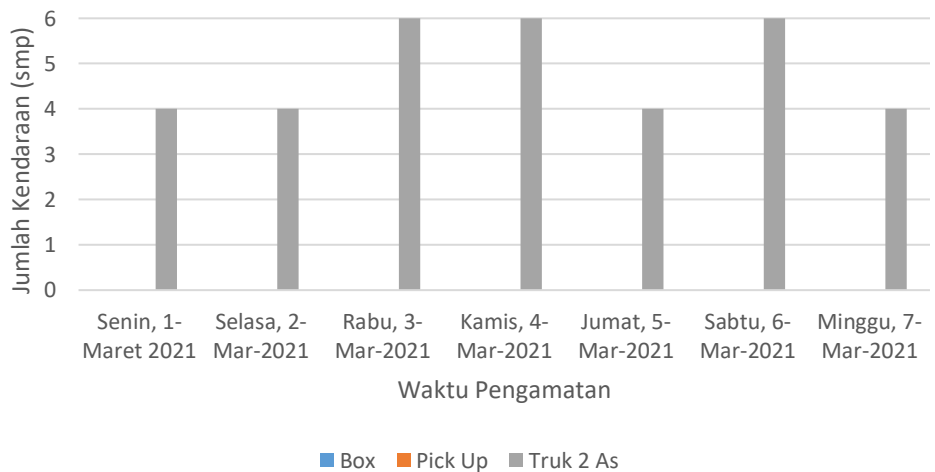
Statistik Kendaraan Masuk PT Pandu Siwi Sentosa



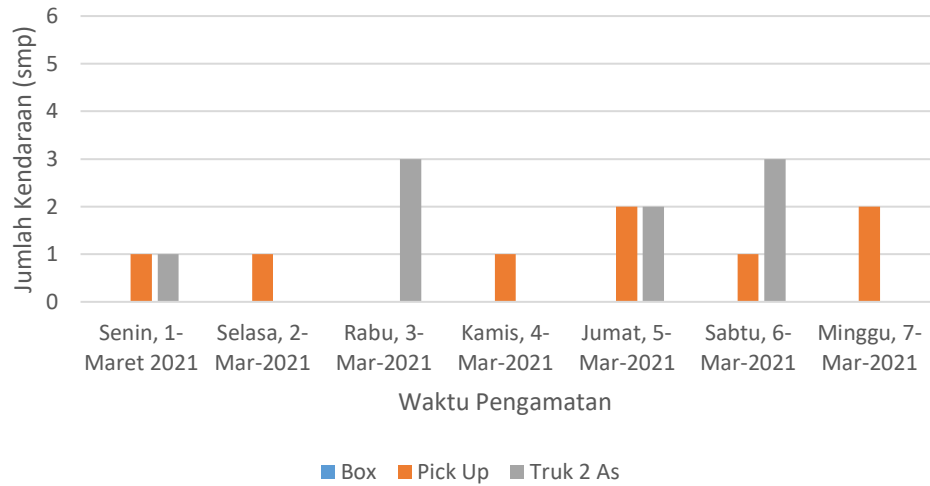
Statistik Kendaraan Masuk PT Samudera Anran Nusantara



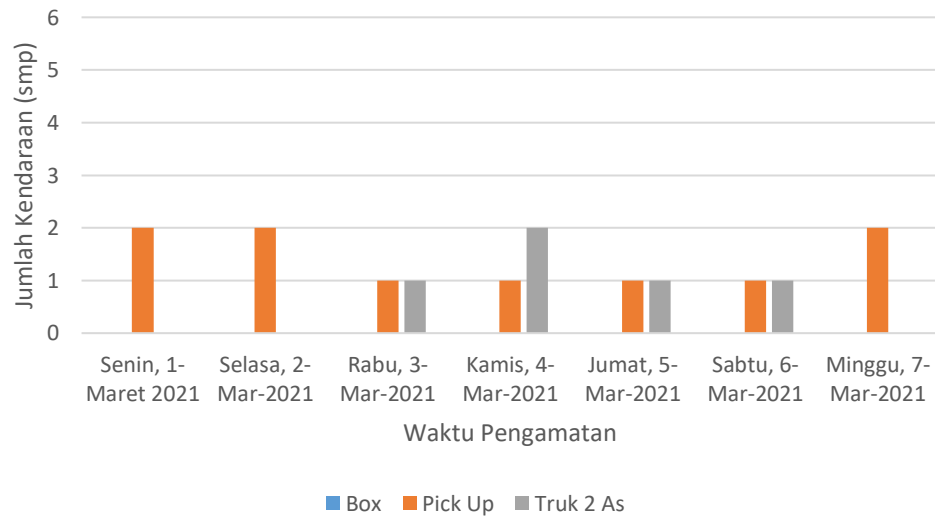
Statistik Kendaraan Masuk PT Suryagita Nusantara



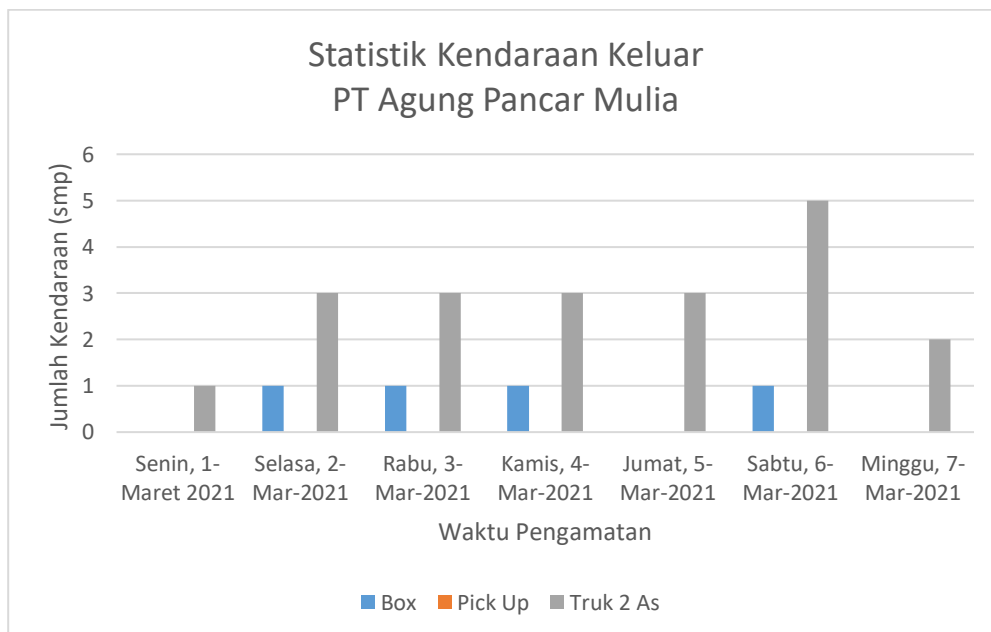
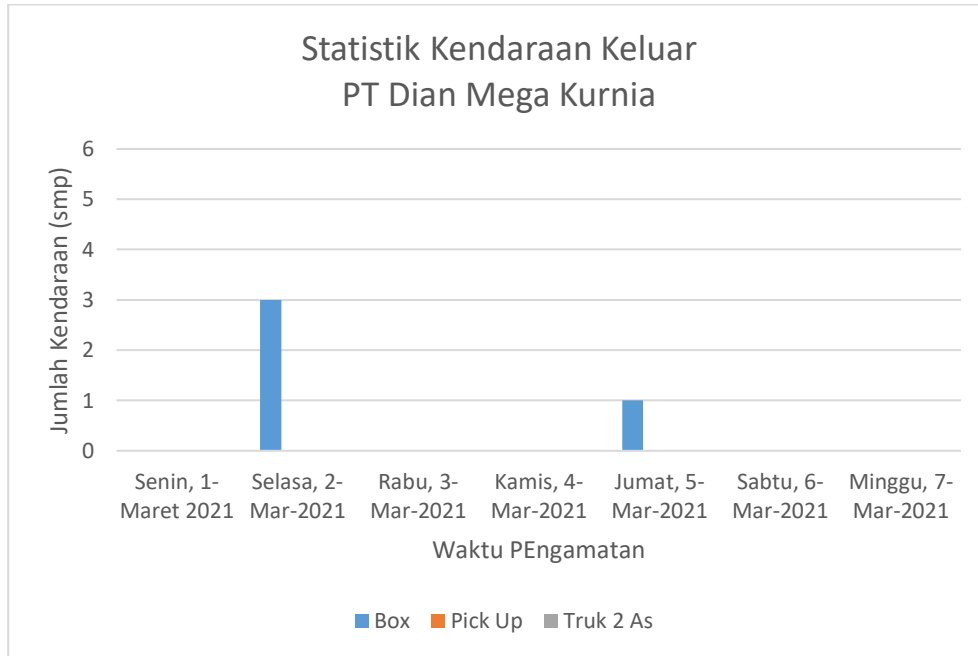
Statistik Kendaraan Masuk PT Wahyu Cargo



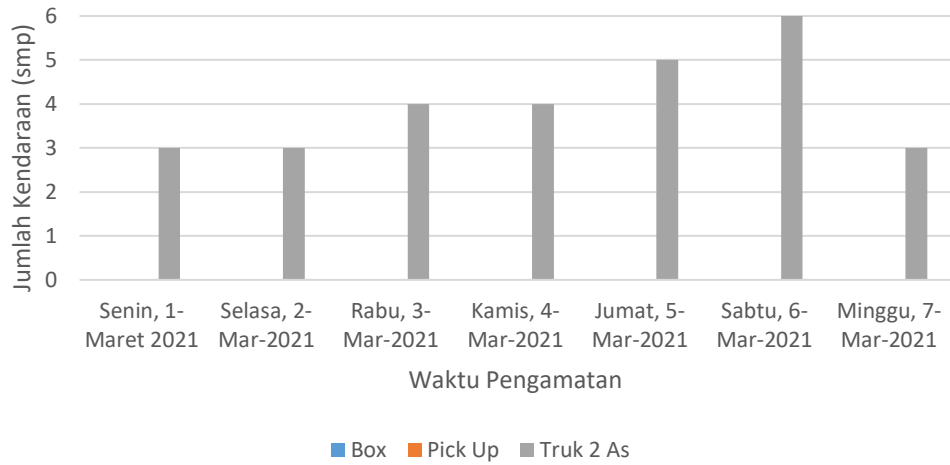
Statistik Kendaraan Masuk PT Syahravaraz Trans Cargo



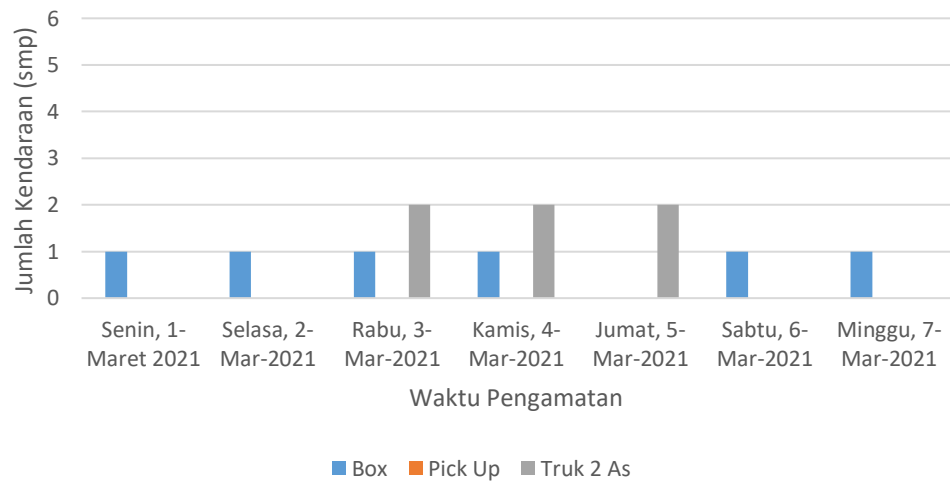
B. Statistik Kendaraan Keluar

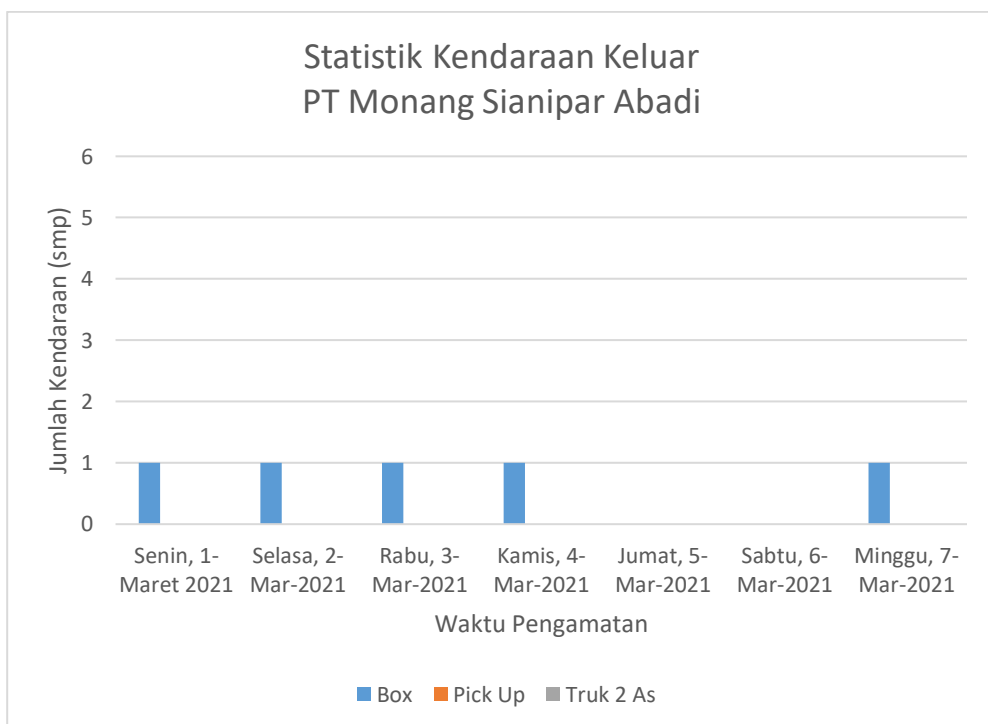
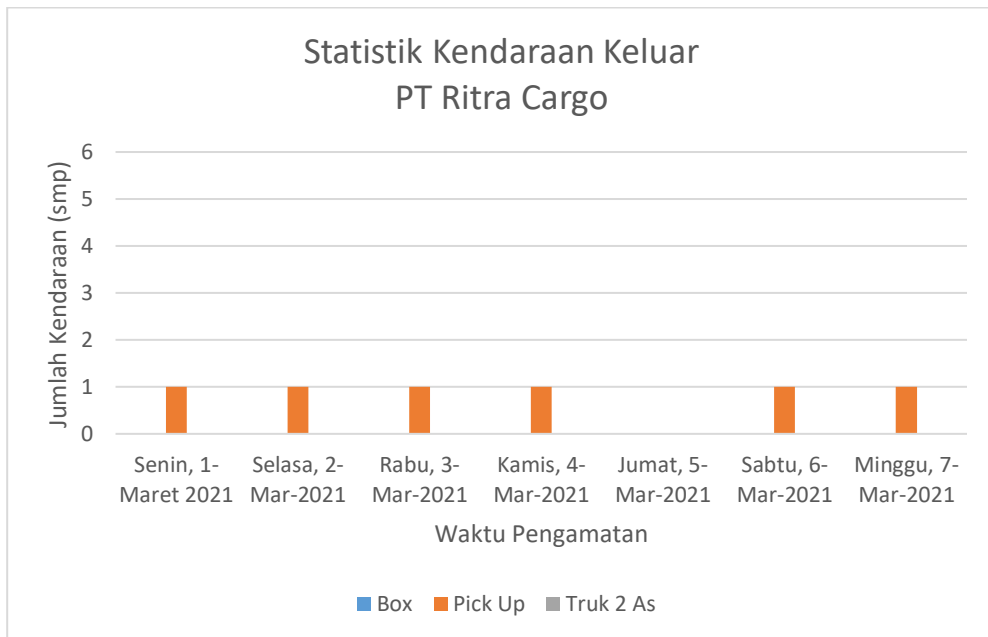


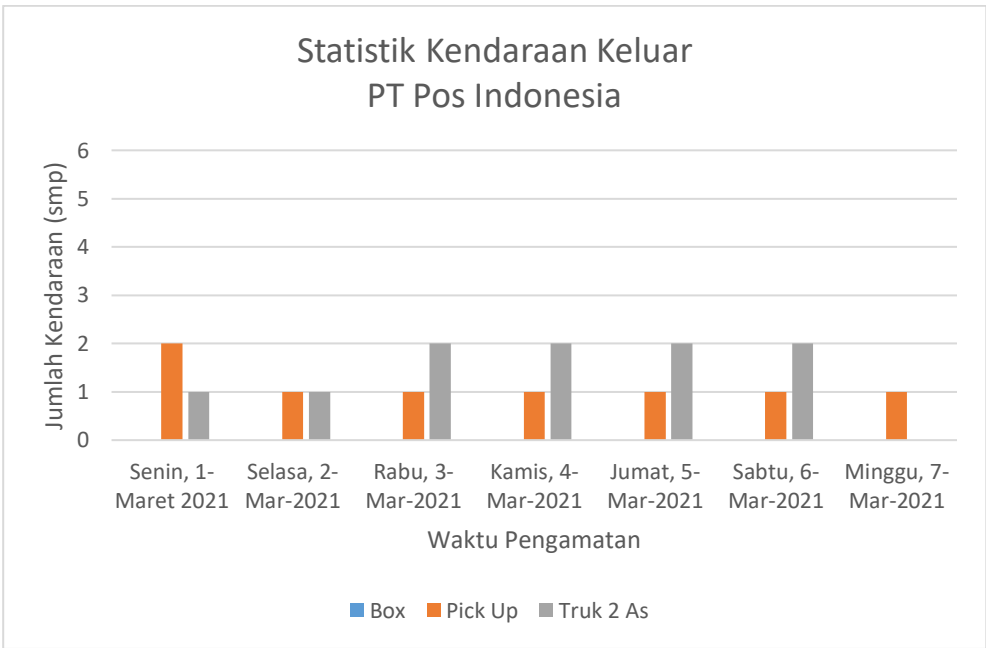
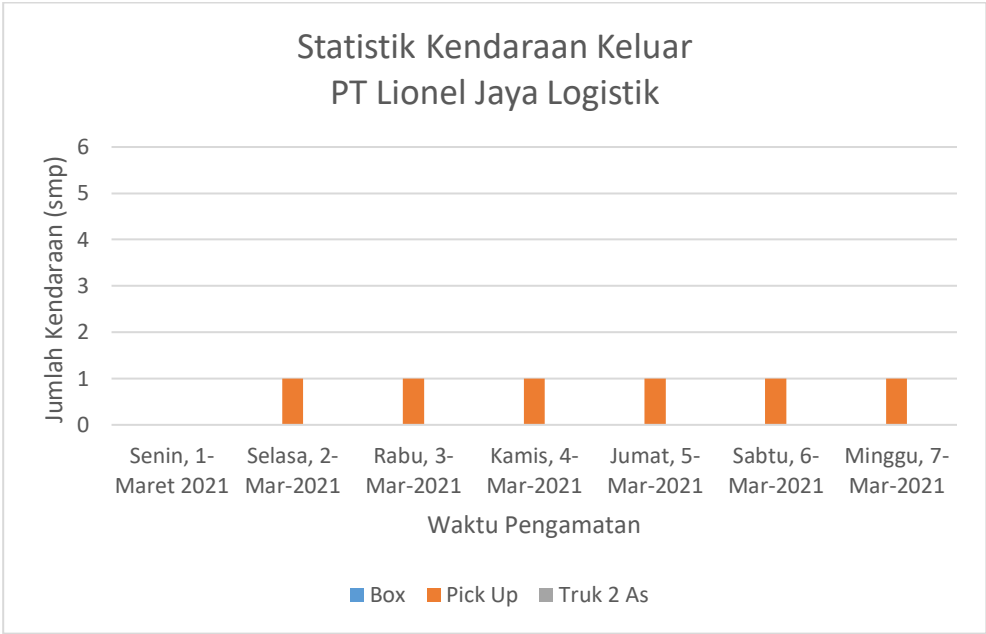
Statistik Kendaraan Keluar PT Sekar Asih Cargo



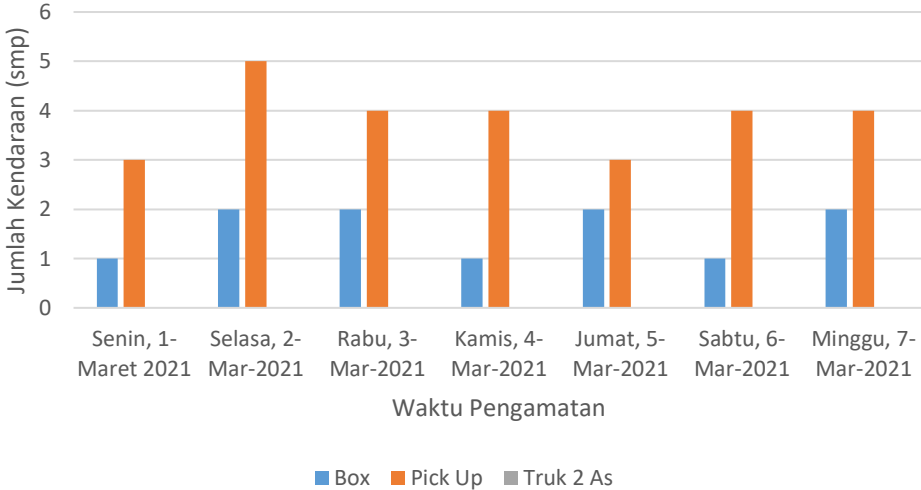
Statistik Kendaraan Keluar PT Anugrah Mulia Pratama



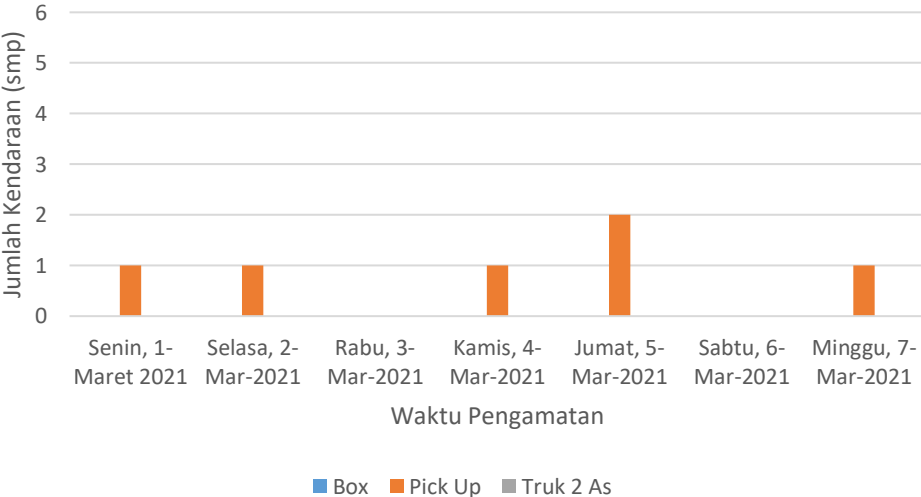




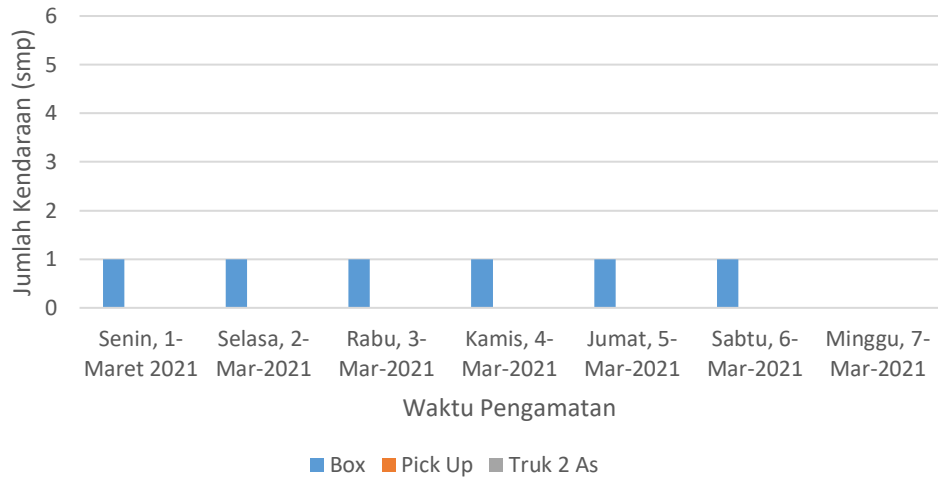
Statistik Kendaraan Keluar PT Celebes Angkasa Samudra



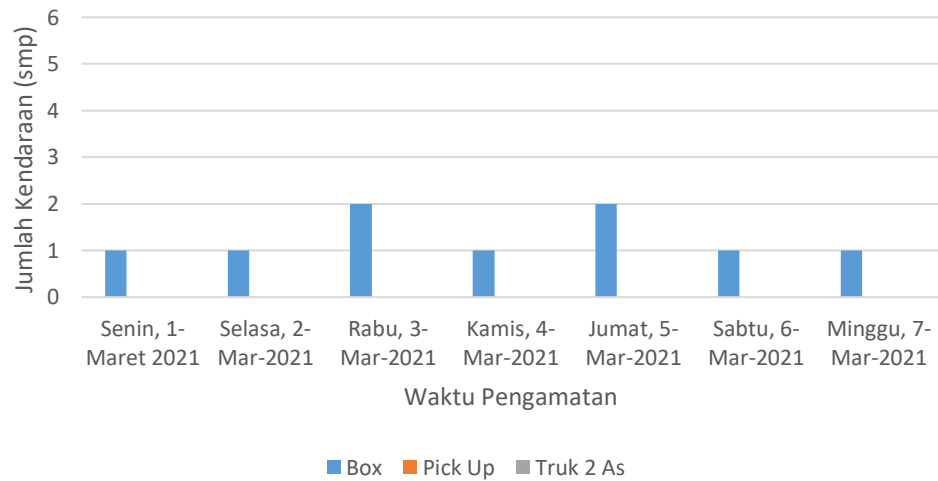
Statistik Kendaraan Keluar PT Dharma Bandar Mandala



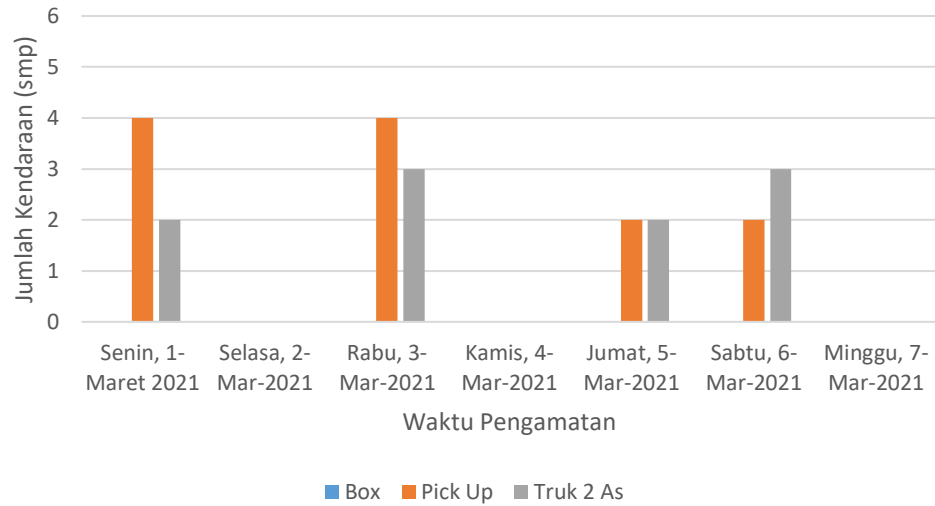
Statistik Kendaraan Keluar PT Dwi Upaya Sukses



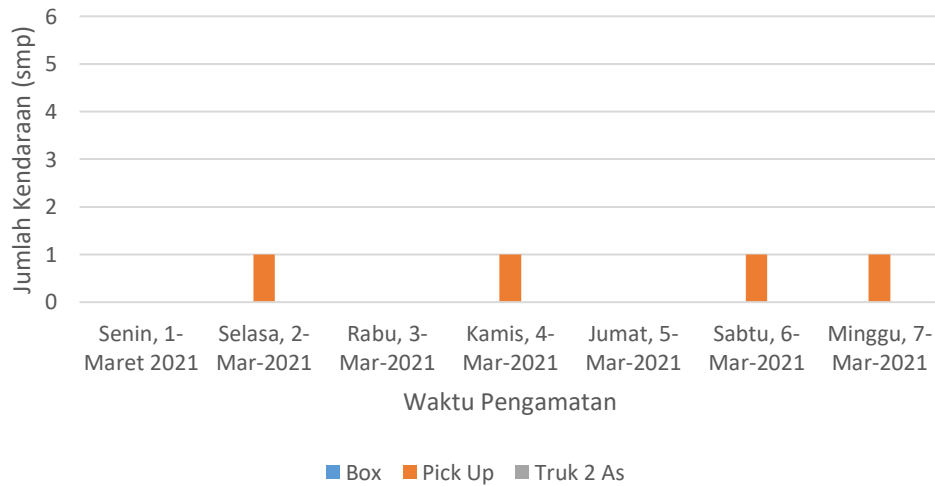
Statistik Kendaraan Keluar PT Belolangi Expresindo



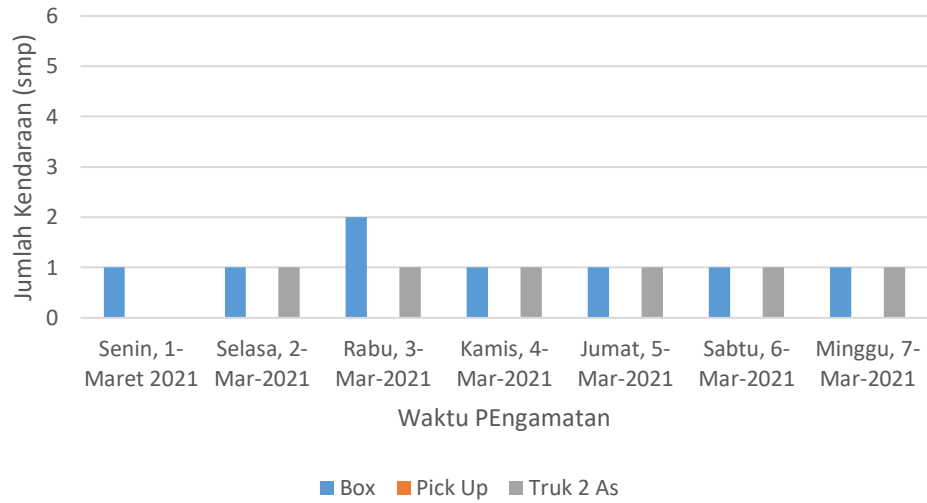
Statistik Kendaraan Keluar PT Duta Pada Abadi



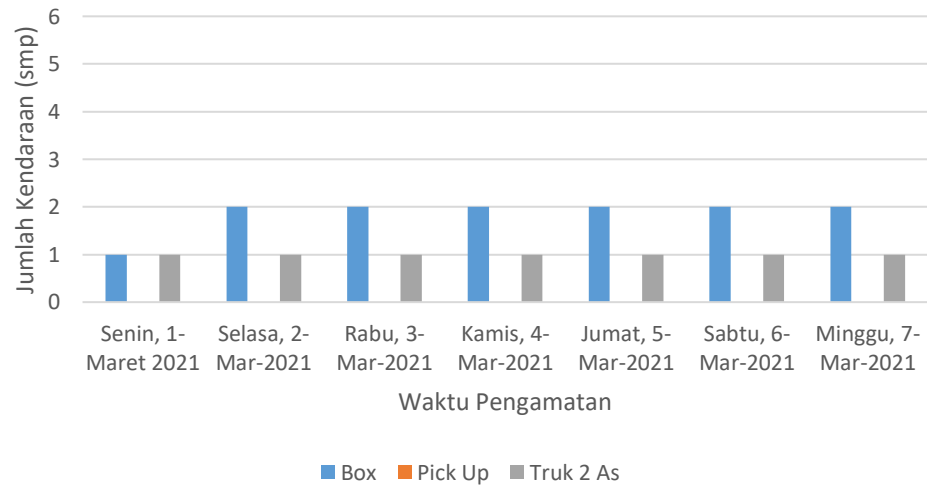
Statistik Kendaraan Keluar PT Yapindo Transportama



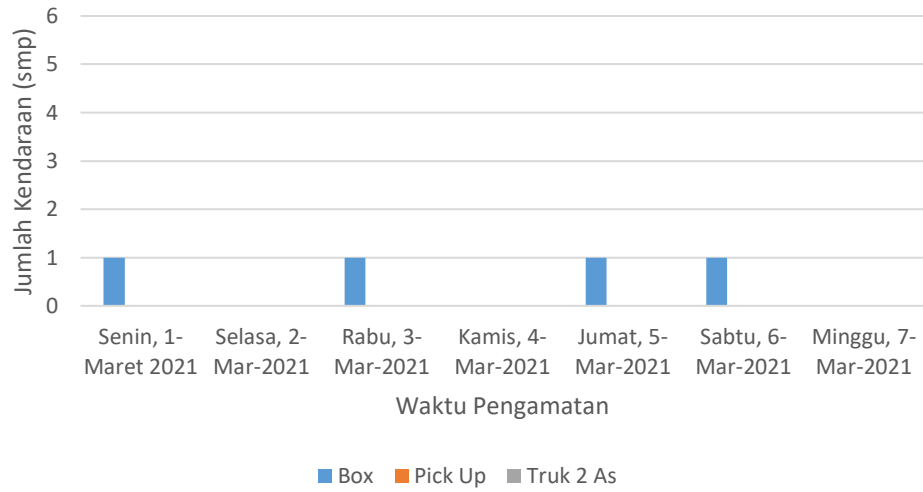
Statistik Kendaraan Keluar PT Anggada Prima



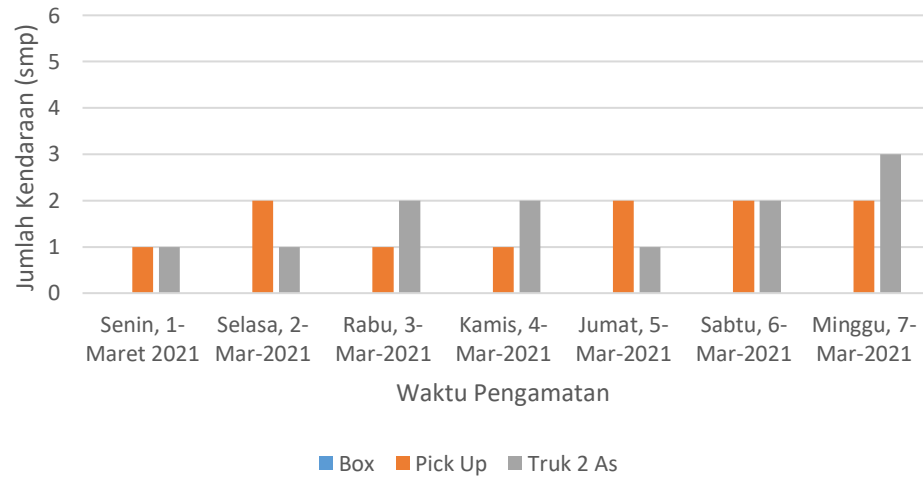
Statistik Kendaraan Keluar PT Marlion Aero Services

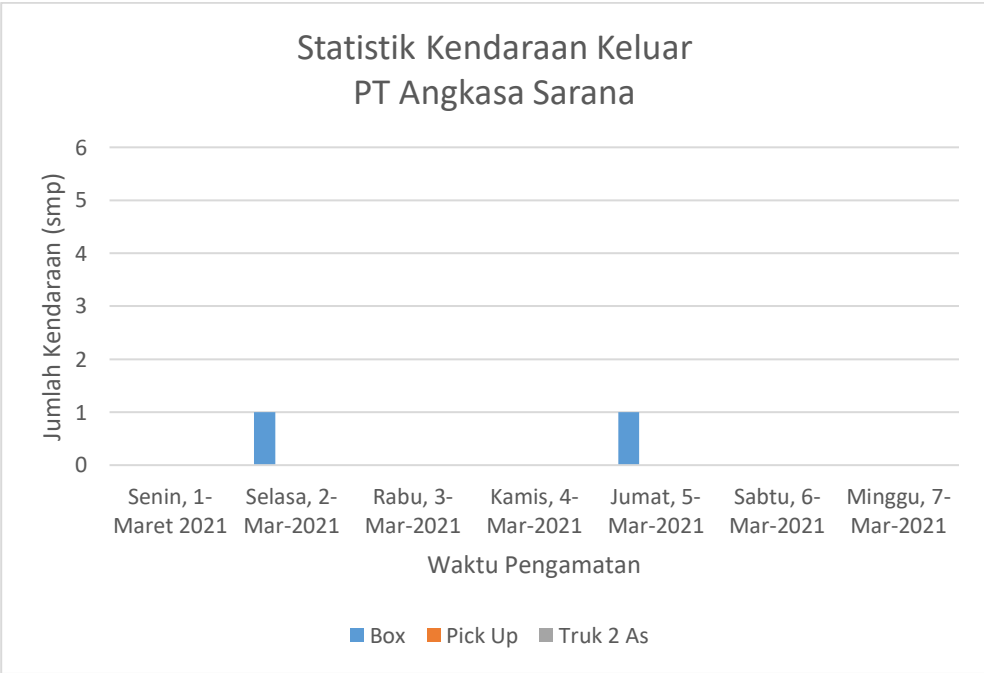
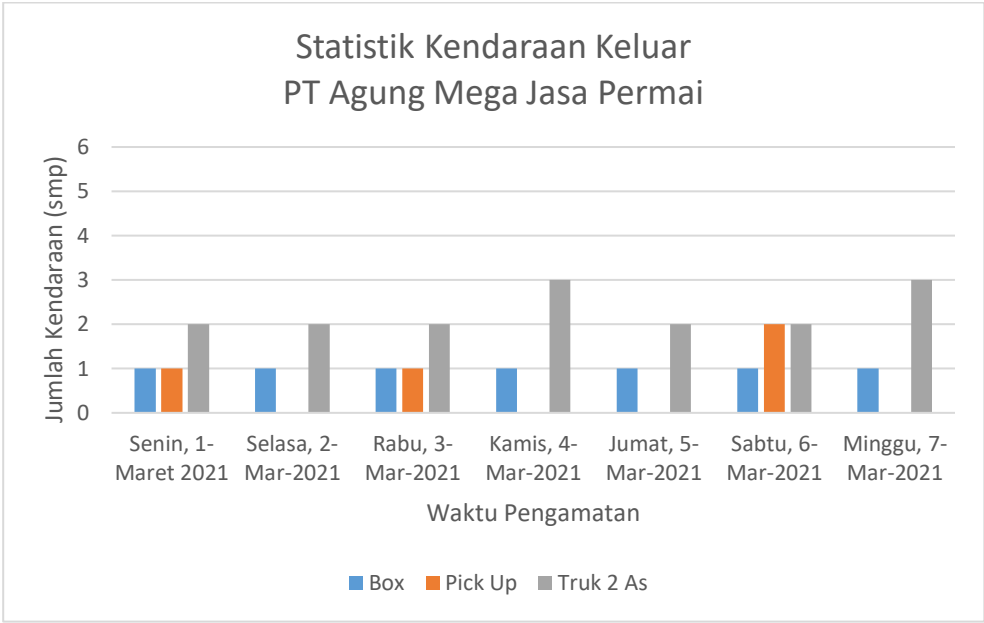



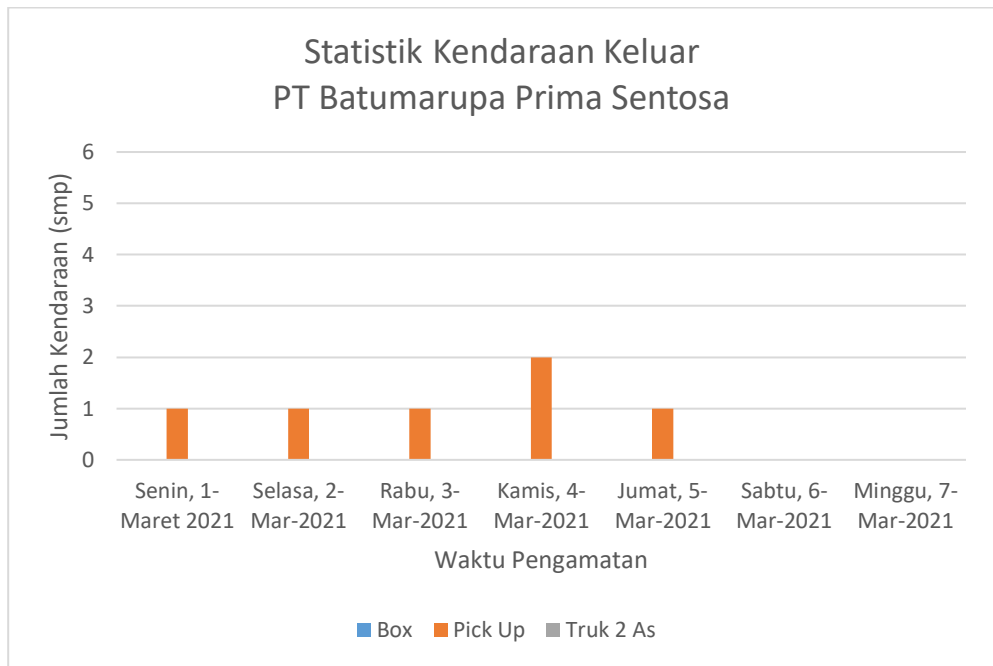
Statistik Kendaraan Keluar PT Ivana Gerak Semesta



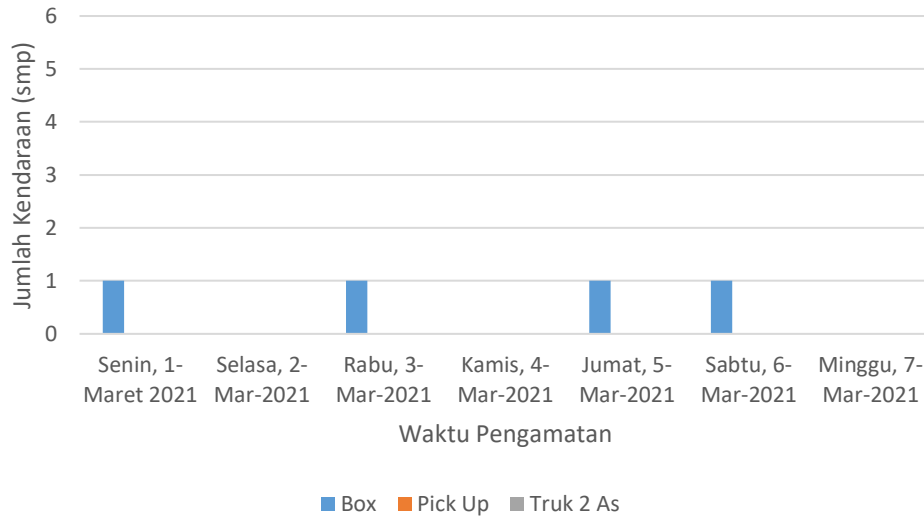
Statistik Kendaraan Keluar Aplog Div Logistik



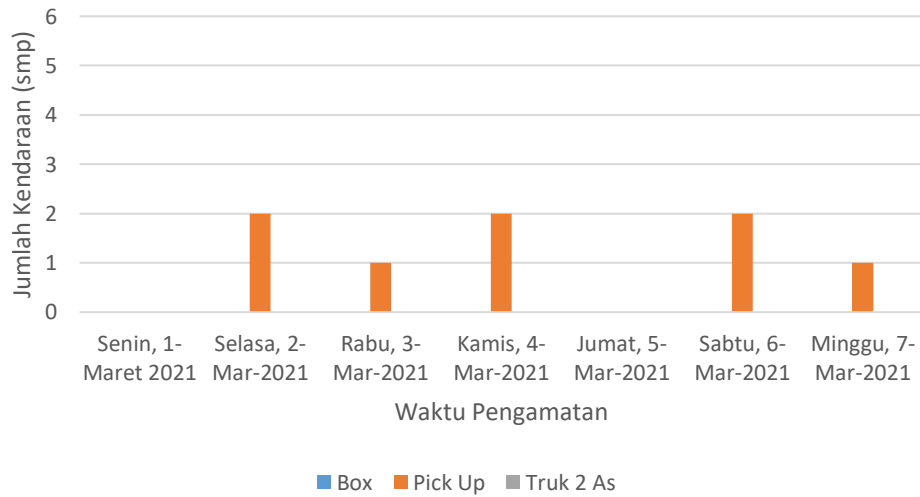


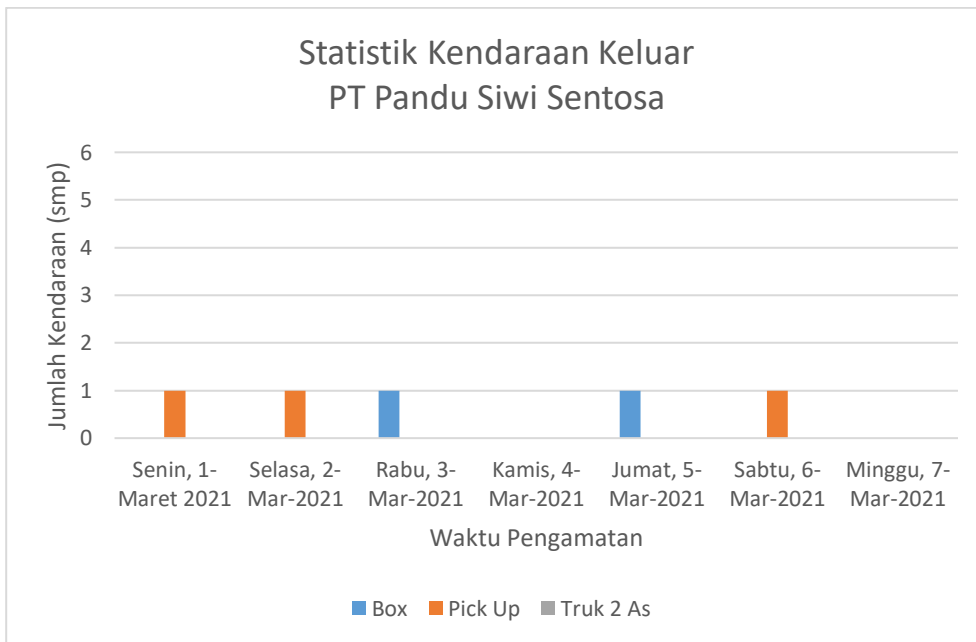
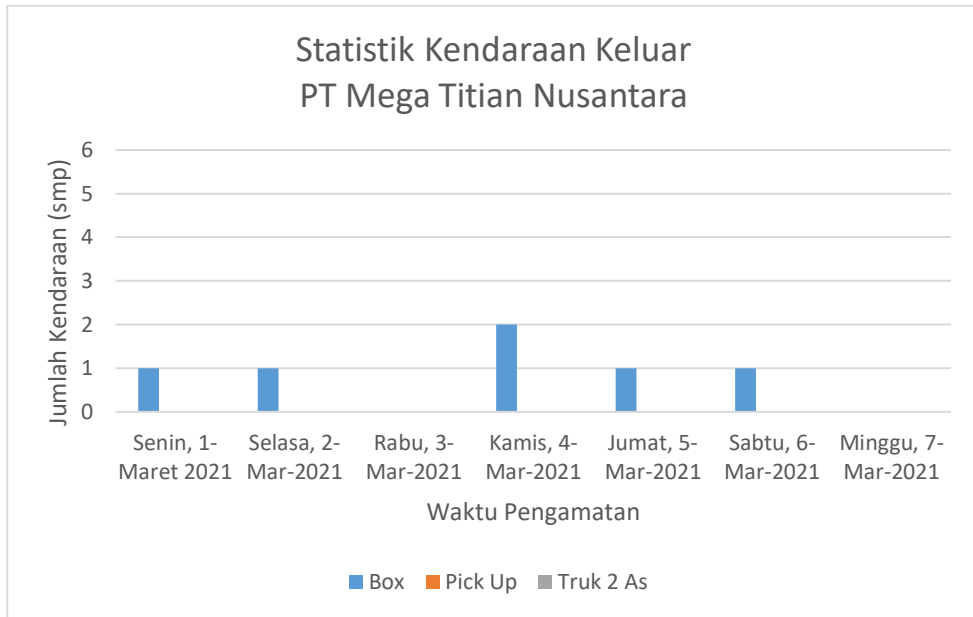


Statistik Kendaraan Keluar PT Dirgantara Makassar Ekspres

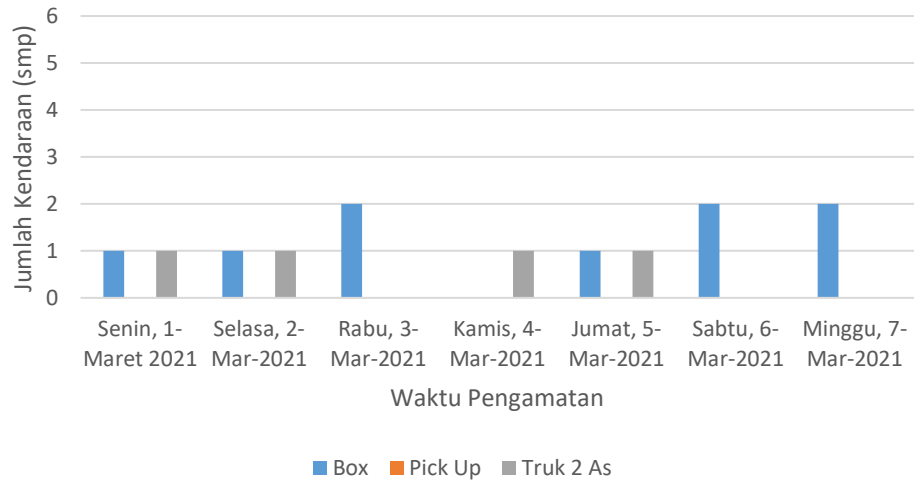


Statistik Kendaraan Keluar PT Kerta Gaya Pusaka

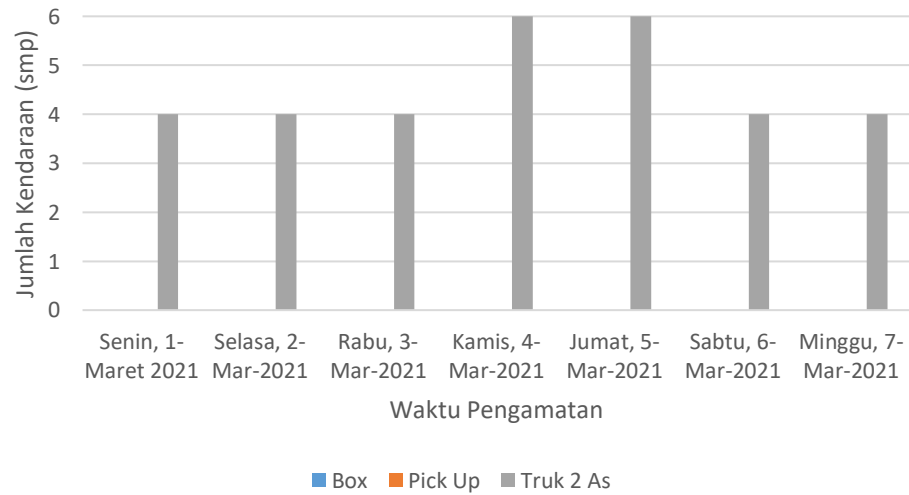


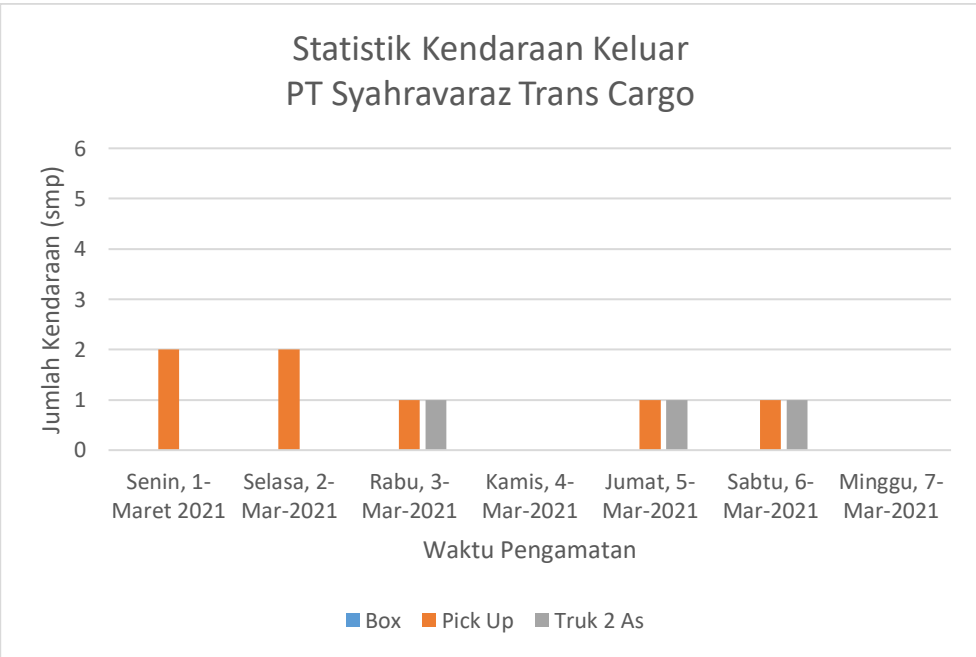
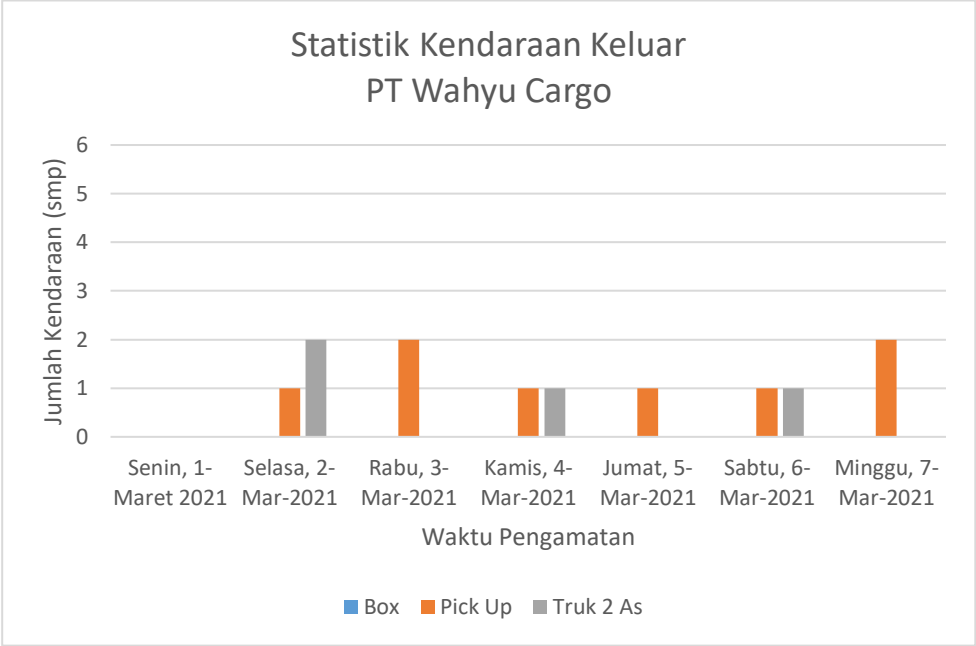


Statistik Kendaraan Keluar PT Samudera Anran Nusantara



Statistik Kendaraan Keluar PT Suryagita Nusaraya





LAMPIRAN 4

A. Rekapitulasi Produksi Terminal Kargo Periode 1 – 7 Maret 2021

NO	Nama Perusahaan	Line	1-Mar-21	2-Mar-21	3-Mar-21	3-Mar-21	5-Mar-21	6-Mar-21	7-Mar-21	Grand Total
1	PT. DIAN MEGA KURNIA	In	-	919	738	-	597	665	238	3,157
		Out	-	277	-	-	81	-	-	358
2	PT. AGUNG PANCAR MULIA	In	-	230	11	28	-	31	-	300
		Out	120	7,133	9,314	3,539	5,019	8,899	1,860	35,884
3	PT. SEKAR ASIH CARGO	In	623	509	804	271	1,772	465	947	5,391
		Out	2,106	4,957	5,496	8,144	9,643	10,306	5,849	46,501
4	PT. ANUGRAH MULIA PRATAMA NUSANTARA	In	1,151	2,300	2,091	1,044	1,926	965	985	10,462
		Out	334	380	2,469	2,320	2,106	263	278	8,150
5	PT. RITRA CARGO INDONESIA	In	290	715	776	621	247	196	277	3,122
		Out	125	211	111	118	-	186	189	940
6	PT. MONANG SIANIPAR ABADI	In	-	12	82	-	-	22	88	204
		Out	425	122	167	226	-	-	137	1,077
7	PT. LIONEL JAYA LOGISTIC	In	12,468	285	6,911	13,309	7,869	572	4,239	45,653
		Out	-	288	208	259	10	40	10	815
8	PT. POS INDONESIA	In	377	1,338	2,984	4,748	2,735	865	2,064	15,111
		Out	1,395	1,035	2,152	2,179	1,756	3,500	396	12,413

9	PT. CELEBES ANGKASA SAMUDRA	In	116	450	873	407	1,594	209	330	3,979
		Out	5,949	8,254	7,540	4,955	5,717	7,971	4,356	44,742
10	PT. DHARMA BANDAR MANDALA	In	3,905	5,809	8,629	7,589	5,531	7,306	4,819	43,588
		Out	167	149	-	472	518	-	635	1,941
11	PT. DWI UPAYA SUKSES	In	831	1,275	1,463	962	1,198	1,359	306	7,394
		Out	108	134	489	288	404	498	-	1,921
12	PT. BELOLANGI EKSPREES	In	1,101	705	1,213	746	1,406	1,364	707	7,242
		Out	145	272	756	265	633	429	384	2,884
13	PT. DUTA FARAH ABADI	In	835	-	1,012	-	756	390	-	2,993
		Out	6,482	-	11,098	-	5,440	4,194	-	27,214
14	PT. YAPINDO TRANSPORTAMA (PCP)	In	1,141	-	660	577	161	364	153	3,056
		Out	-	106	-	393	-	53	50	602
15	PT. ANGGADA PRIMA	In	3,020	4,126	2,784	4,661	5,955	4,928	1,571	27,045
		Out	142	2,699	3,574	2,166	2,627	2,516	1,006	14,730
16	PT. MARLION AERO SERVICE	In	8,305	4,797	7,443	12,142	6,678	5,943	8,320	53,628
		Out	1,348	2,924	3,970	3,266	2,496	3,866	3,672	21,542
17	PT. IVANA GERAK SEMESTA	In	550	966	519	-	588	995	-	3,618
		Out	71	-	84	-	221	124	-	500
18	PT. ANGKASA PURA LOGISTIK	In	13,428	5,805	10,285	8,590	7,455	12,585	10,713	68,861
		Out	5,239	6,305	7,532	5,445	7,515	6,314	7,337	45,687
19	PT. AGUNG MEGA JASA PERMAI	In	199	59	374	792	421	722	-	2,567
		Out	4,949	6,052	4,389	4,389	1,277	6,656	3,311	31,023
20	PT. ANGKASA SARANA	In	668	32	285	19	511	563	531	2,609
		Out	-	31	-	-	32	-	-	63
21	PT. BATUMARUPA PRIMA SENTOSA	In	10,712	6,826	8,339	12,583	9,831	7,843	16	56,150
		Out	368	935	10	1,737	607	-	-	3,657

22	PT. DHARMA EKATAMA SEMESTA	In	68	21	782	508	345	391	343	2,458
		Out	0	0	0	0	0	0	0	0
23	PT. DIRGANTARA MAKASSAR EKSPRESS	In	158	1,003	203	593	1,165	504	265	3,891
		Out	145	-	362	-	127	351	-	985
24	PT. KERTA GAYA PUSAKA	In	114	548	825	198	96	357	143	2,281
		Out	-	454	358	450	-	534	174	1,970
25	PT. MEGA TITIAN NUSANTARA	In	39	316	93	415	572	39	917	2,391
		Out	15	35	-	132	20	23	-	225
26	PT. PANDU SIWI SENTOSA	In	205	135	181	-	404	75	-	1,000
		Out	188	265	122	-	176	144	-	895
27	PT. SAMUDERA ANRAN NUSANTARA	In	594	1,132	2,303	1,727	577	3,539	1,630	11,502
		Out	457	674	399	226	549	529	560	3,394
28	PT. SURYAGITA NUSARAYA	In	29,586	22,313	43,969	32,543	18,638	42,716	30,051	219,816
		Out	23,558	24,682	22,266	29,166	32,013	26,629	19,993	178,307
29	PT. WAHYU CARGO	In	618	427	1,691	288	3,213	2,150	353	8,740
		Out	-	1,327	576	1,059	368	1,728	334	5,392
30	PT. SYAHRAVARAZ TRANS CARGO	In	383	359	923	2,815	1,753	951	768	7,952
		Out	335	496	518	-	741	713	-	2,803

LAMPIRAN 5

Alamat Perusahaan Pengiriman

No.	Nama Perusahaan	Alamat	Luas Lahan (m ²)	Luas Bangunan (m ²)
1	DIAN MEGA KURNIA	Bandar Udara Internasional Sultan Hasanuddin, Jalan Airport	27	18
2	AGUNG PANCAR MULIA	Bandar Udara Internasional Sultan Hasanuddin, Jalan Airport	27	18
		Jl. Bali No.15	228	376
		Jl. Bali No.100	184	170
3	SEKAR ASIH CARGO	Bandar Udara Internasional Sultan Hasanuddin, Jalan Airport	27	18
4	ANUGRAH MULIA PRATAMA NUSANTARA	Bandar Udara Internasional Sultan Hasanuddin, Jalan Airport	27	18
5	RITRA CARGO INDONESIA	Bandar Udara Internasional Sultan Hasanuddin, Jalan Airport	27	18
		Jl. A. P. Pettarani No.33-35, Kec. Panakkukang	100	180
6	MONANG SIANIPAR ABADI	Bandar Udara Internasional Sultan Hasanuddin, Jalan Airport	27	18
7	LIONEL JAYA LOGISTIC	Bandar Udara Internasional Sultan Hasanuddin, Jalan Airport	27	18
		Jl. Domba No.42	90	180

8	POS INDONESIA	Bandar Udara Internasional Sultan Hasanuddin, Jalan Airport	27	18
		Jln. AP. Pettarani No.18 Blok A4	900	200
		Jl. Skarda N No.14, Gn. Sari, Kec. Rappocini	144	180
		Jl. Onta Baru Makassar No. 447 A	340	148
		Jl. Andi Mallombasang No.91, Sungguminasa	728	420
		Jl. Abubakar Lambogo No.80, Bara-Baraya	364	156
		Jl. Andi Tonro No.25	320	210
		Jl. Letjen Hertasning No.49	728	420
		Jl. Tupai No.118	340	148
		Jl. Selamat Riyadi No.10	364	156
Jln. Perintis Kemerdekaan Km 10	2920	1051		
9	CELEBES ANGKASA SAMUDRA	Bandar Udara Internasional Sultan Hasanuddin, Jalan Airport	27	18
		JL Cakalang, Komplek Ruko Cakalang Blok A No. 8	117	108
10	DHARMA BANDAR MANDALA	Bandar Udara Internasional Sultan Hasanuddin, Jalan Airport	27	18
		JL. Veteran Selatan, No.362-A	364	156
11	DWI UPAYA SUKSES	Bandar Udara Internasional Sultan Hasanuddin, Jalan Airport	27	18
		Komplek Bussiness Centre III, Jl. A. P. Pettarani	64	68
12	BELOLANGI EKSPREES	Bandar Udara Internasional Sultan Hasanuddin, Jalan Airport	27	18

		Jalan Citra Sudiang Indah Bl Y-I /4,	1248	880
13	DUTA FARAH ABADI	Bandar Udara Internasional Sultan Hasanuddin, Jalan Airport	27	18
		Jalan perintis kemerdekaan 15 kompleks kima square B no 28	288	240
14	YAPINDO TRANSPORTAMA	Bandar Udara Internasional Sultan Hasanuddin, Jalan Airport	27	18
		Jl. Parumpa No.6 B	243	396
		JL Sultan Alaudin, No. 98/ 14		
15	ANGGADA PRIMA	Bandar Udara Internasional Sultan Hasanuddin, Jalan Airport	27	18
		Jl. Bali No.48	263	390
		Jl. Tamalanrea Raya Blk. E No.6	320	210
		Jl. Perintis Kemerdekaan No.14	263	390
16	MARLION AERO SERVICE	Bandar Udara Internasional Sultan Hasanuddin, Jalan Airport	27	18
		Jl. Sungai Saddang Lama Kompleks Latanete Plaza Blok E/10	305	270
		Blok B13 Komplek pergudangan cargo bandara sultan hasanuddin	320	210
17	IVANA GERAK SEMESTA	Bandar Udara Internasional Sultan Hasanuddin, Jalan Airport	27	18
		Pasar Grosir Daya Modern (Pagodam), Jl. Kapasa Raya, Daya, Kec. Biringkanaya	184	170

18	ANGKASA PURA LOGISTIK	Bandar Udara Internasional Sultan Hasanuddin, Jalan Airport	27	18
		Kompleks perhubungan udara, Jl. Bouraq, Bontoa, Kec. Mandai	360	270
19	AGUNG MEGA JASA PERMAI	Bandar Udara Internasional Sultan Hasanuddin, Jalan Airport		
		Jalan Ruko Jl. Ahmad Yani No.35Q	280	270
20	ANGKASA SARANA	Bandar Udara Internasional Sultan Hasanuddin, Jalan Airport	27	18
		Jl. Buru No.118	126	168
		Jl. S. Poso No.61	224	182
		Jl. Andi Djemma No.91	126	168
21	BATUMARUPA PRIMA SENTOSA	Bandar Udara Internasional Sultan Hasanuddin, Jalan Airport	27	18
		Jl Daeng Tata, No. 97-H	243	396
22	DHARMA EKATAMA SEMESTA	Bandar Udara Internasional Sultan Hasanuddin, Jalan Airport	27	18
23	DIRGANTARA MAKASSAR EKSPRESS	Bandar Udara Internasional Sultan Hasanuddin, Jalan Airport	27	18
		Jl. Yos Sudarso No.199A	154	110
		Jl. Mesjid Baiturrahman No.4	252	204
		Jl. Pelita Raya No.9A	154	110
24	KERTA GAYA PUSAKA	Bandar Udara Internasional Sultan Hasanuddin, Jalan Airport	27	18
		Jl. Jend. Sudirman No. 25C	185	150

		Jl. Sultan Hasanuddin No.3	185	150
		Jl. Pontiku No. 39B, Karassik, Rantepao, Kalukuang, Tator, Kota Makassar, Sulawesi Selatan 90213	185	150
		Jl. Maccini No. 57, Panakkukang, Karuwisi, Kec. Makassar, Kota Makassar, Sulawesi Selatan 90151	185	150
		Jl. Langsung No.25, Bara- Baraya, Kec. Makassar, Kota Makassar, Sulawesi Selatan 90143	185	150
25	MEGA TITIAN NUSANTARA	Bandar Udara Internasional Sultan Hasanuddin, Jalan Airport	27	18
26	PANDU SIWI SENTOSA	Bandar Udara Internasional Sultan Hasanuddin, Jalan Airport	27	18
		Jl. Sungai Saddang, No. 84/88, Maricaya Baru, Kec. Makassar, Kota Makassar, Sulawesi Selatan 90114	189	154
		Jl. Bonto Lanra No.5, Banta- Bantaeng, Kec. Rappocini, Kota Makassar, Sulawesi Selatan 90222	175	140
		Jl. Abdullah Daeng Sirua No.26 A	242	198
		Jl. Sulawesi No.354	840	544
27	SAMUDERA ANRAN NUSANTARA	Bandar Udara Internasional Sultan Hasanuddin, Jalan Airport	27	18
28	SURYAGITA NUSARAYA	Bandar Udara Internasional Sultan Hasanuddin, Jalan Airport	27	18

		Jl. Ranggong No.C1, Bulo Gading	160	360
		Jl. Perintis Kemerdekaan, Km. 21, Pa	480	432
		Ruko Batas Kota 11 A Simpang Lima Bandara Maros	114	96
29	WAHYU CARGO	Bandar Udara Internasional Sultan Hasanuddin, Jalan Airport	27	18
		Jl. Muna No.5	120	200
30	SYAHRAVARAZ TRANS CARGO	Bandar Udara Internasional Sultan Hasanuddin, Jalan Airport	27	18

Jumlah Truk Yang Dimiliki Setiap Perusahaan

NAMA PERUSAHAAN	Jumlah Truk			Jumlah
	Box	Pick Up	2 As	
DIAN MEGA KURNIA	2			2
AGUNG PANCAR MULIA	2		1	3
SEKAR ASIH CARGO	2		2	4
ANUGRAH MULIA PRATAMA NUSANTARA	2		2	4
RITRA CARGO INDONESIA		2		2
MONANG SIANIPAR ABADI	3			3
LIONEL JAYA LOGISTIC		2	1	3
POS INDONESIA		3	2	5
CELEBES ANGKASA SAMUDRA	2	4		6
DHARMA BANDAR MANDALA		2	1	3
DWI UPAYA SUKSES	3		1	4
BELOLANGI EKSPREES	2			2
DUTA FARAH ABADI		3	2	5
YAPINDO TRANSPORTAMA		1		1
ANGGADA PRIMA	2		2	4
MARLION AERO SERVICE	2		4	6

IVANA GERAK SEMESTA	1	2		3
ANGKASA PURA LOGISTIK		2	3	5
AGUNG MEGA JASA PERMAI	1	1	2	4
ANGKASA SARANA	4	2		6
BATUMARUPA PRIMA SENTOSA		3	2	5
DHARMA EKATAMA SEMESTA	1	2		3
DIRGANTARA MAKASSAR EKSPRESS	2	2		4
KERTA GAYA PUSAKA	1	3		4
MEGA TITIAN NUSANTARA	2	2		4
PANDU SIWI SENTOSA		4		4
SAMUDERA ANRAN NUSANTARA	1		2	3
SURYAGITA NUSARAYA		2	6	8
WAHYU CARGO		2	1	3
SYAHRAVARAZ TRANS CARGO		1	1	2

Lampiran 6

Hasil Pengujian Regresi Linear Data Bangkitan di SPSS

		Correlations								
		Bangkitan	Luas Bangunan	Luas Lahan	Volume Max	Beban Max	Jumlah Kendaraan Oprasional	Jumlah Kantor Oprasional	Jumlah Barang Masuk	Jumlah Barang Keluar
Bangkitan	Pearson Correlation	1	.131	.108	.597**	.537**	.542**	.078	.396*	.722**
	Sig. (2-tailed)		.492	.568	.001	.002	.002	.682	.031	.000
	N	30	30	30	30	30	30	30	30	30
Luas Bangunan	Pearson Correlation	.131	1	.961**	.196	.170	.248	.925**	.128	.129
	Sig. (2-tailed)	.492		.000	.298	.370	.186	.000	.499	.496
	N	30	30	30	30	30	30	30	30	30
Luas Lahan	Pearson Correlation	.108	.961**	1	.120	.082	.197	.883**	.018	.024
	Sig. (2-tailed)	.568	.000		.528	.666	.298	.000	.924	.900
	N	30	30	30	30	30	30	30	30	30
Volume Max	Pearson Correlation	.597**	.196	.120	1	.968**	.835**	.183	.867**	.871**
	Sig. (2-tailed)	.001	.298	.528		.000	.000	.332	.000	.000
	N	30	30	30	30	30	30	30	30	30
Beban Max	Pearson Correlation	.537**	.170	.082	.968**	1	.685**	.136	.905**	.889**
	Sig. (2-tailed)	.002	.370	.666	.000		.000	.474	.000	.000
	N	30	30	30	30	30	30	30	30	30
Jumlah Kendaraan Oprasional	Pearson Correlation	.542**	.248	.197	.835**	.685**	1	.306	.593**	.647**
	Sig. (2-tailed)	.002	.186	.298	.000	.000		.100	.001	.000
	N	30	30	30	30	30	30	30	30	30
Jumlah Kantor Oprasional	Pearson Correlation	.078	.925**	.883**	.183	.136	.306	1	.096	.092
	Sig. (2-tailed)	.682	.000	.000	.332	.474	.100		.615	.628
	N	30	30	30	30	30	30	30	30	30
Jumlah Barang Masuk	Pearson Correlation	.396*	.128	.018	.867**	.905**	.593**	.096	1	.835**
	Sig. (2-tailed)	.031	.499	.924	.000	.000	.001	.615		.000
	N	30	30	30	30	30	30	30	30	30
Jumlah Barang Keluar	Pearson Correlation	.722**	.129	.024	.871**	.889**	.647**	.092	.835**	1
	Sig. (2-tailed)	.000	.496	.900	.000	.000	.000	.628	.000	
	N	30	30	30	30	30	30	30	30	30

** . Correlation is significant at the 0.01 level (2-tailed).

* . Correlation is significant at the 0.05 level (2-tailed).

Descriptive Statistics

	Mean	Std. Deviation	N
Bangkitan	12.1000	9.77453	30
Volume Max	24.6596	16.15027	30
Beban Max	6306.6667	6637.90647	30
Jumlah Kendaraan Oprasional	3.8333	1.48750	30
Jumlah Barang Keluar	16553.8333	34141.17494	30

Variables Entered/Removed^a

Model	Variables Entered	Variables Removed	Method
1	Jumlah Barang Keluar, Jumlah Kendaraan Oprasional, Beban Max, Volume Max ^b	.	Enter

a. Dependent Variable: Bangkitan

b. All requested variables entered.

Model Summary^b

Model	R	R Square	Adjusted R Square	Std. Error of the Estimate	Durbin-Watson
1	.824 ^a	.680	.628	5.95799	1.883

a. Predictors: (Constant), Jumlah Barang Keluar, Jumlah Kendaraan Oprasional, Beban Max, Volume Max

b. Dependent Variable: Bangkitan

ANOVA^a

Model		Sum of Squares	df	Mean Square	F	Sig.
1	Regression	1883.260	4	470.815	13.263	.000 ^b
	Residual	887.440	25	35.498		
	Total	2770.700	29			

a. Dependent Variable: Bangkitan

b. Predictors: (Constant), Jumlah Barang Keluar, Jumlah Kendaraan Oprasional, Beban Max, Volume Max

Coefficients^a

Model		Unstandardized Coefficients		Standardized Coefficients	t	Sig.	Collinearity Statistics	
		B	Std. Error	Beta			Tolerance	VIF
1	(Constant)	7.175	3.524		2.036	.052		
	Volume Max	1.915	.798	3.163	2.400	.024	.738	1.356
	Beban Max	-.004	.002	-3.021	-2.937	.007	.121	8.256
	Jumlah Kendaraan Oprasional	5.149	3.005	.784	1.713	.099	.613	1.632
	Jumlah Barang Keluar	.000	.000	1.161	4.650	.000	.205	4.866

a. Dependent Variable: Bangkitan

Collinearity Diagnostics^a

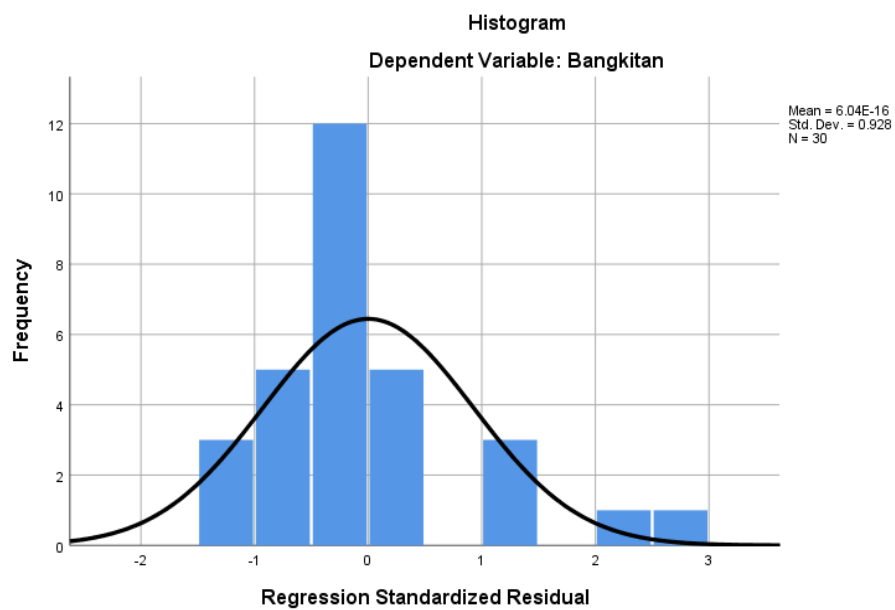
Model	Dimension	Eigenvalue	Condition Index	Variance Proportions				
				(Constant)	Volume Max	Beban Max	Jumlah Kendaraan Oprasional	Jumlah Barang Keluar
1	1	4.198	1.000	.00	.00	.00	.00	.01
	2	.683	2.478	.05	.00	.00	.00	.11
	3	.074	7.555	.17	.00	.03	.00	.87
	4	.043	9.854	.75	.00	.02	.09	.00
	5	.001	55.316	.02	1.00	.95	.91	.01

a. Dependent Variable: Bangkitan

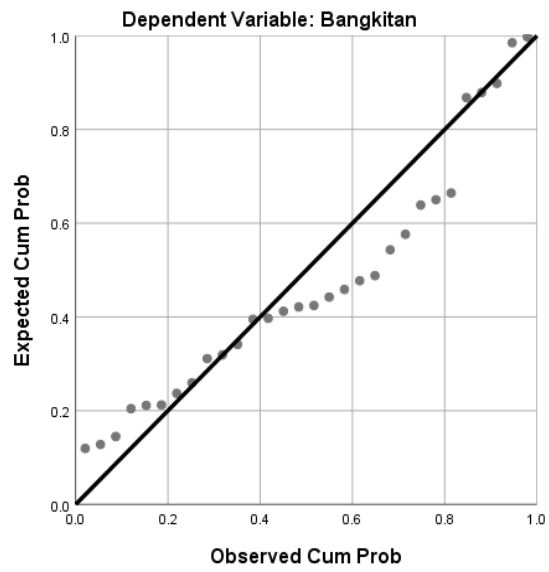
Residuals Statistics^a

	Minimum	Maximum	Mean	Std. Deviation	N
Predicted Value	.0513	38.3104	12.1000	8.05854	30
Std. Predicted Value	-1.495	3.253	.000	1.000	30
Standard Error of Predicted Value	1.272	5.735	2.233	.981	30
Adjusted Predicted Value	-8.1346	117.9310	14.1813	20.68403	30
Residual	-7.02010	16.76219	.00000	5.53185	30
Std. Residual	-1.178	2.813	.000	.928	30
Stud. Residual	-3.908	3.613	-.053	1.297	30
Deleted Residual	-85.93101	27.64343	-2.08130	17.60695	30
Stud. Deleted Residual	-6.140	5.121	-.059	1.737	30
Mahal. Distance	.356	25.904	3.867	5.120	30
Cook's Distance	.000	38.548	1.387	7.027	30
Centered Leverage Value	.012	.893	.133	.177	30

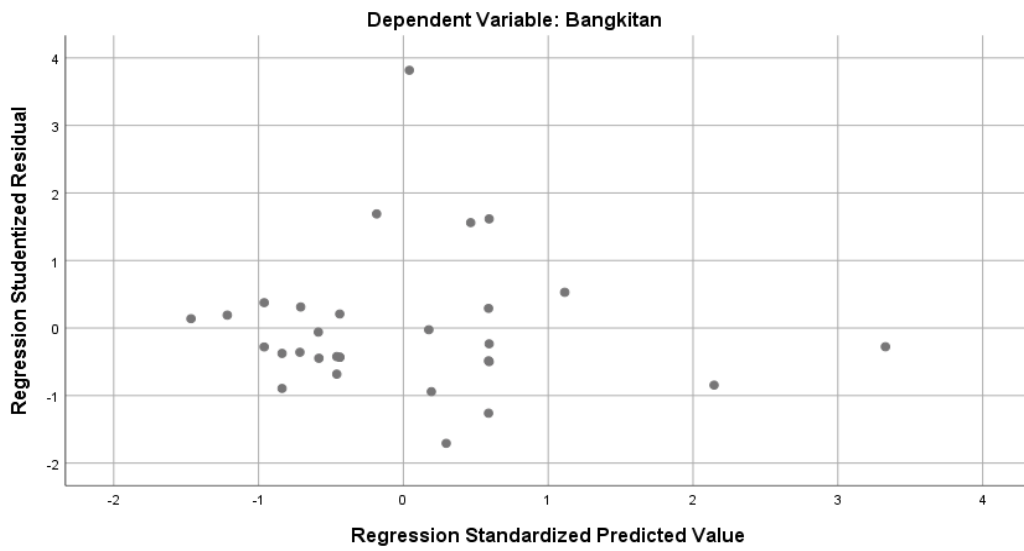
a. Dependent Variable: Bangkitan



Normal P-P Plot of Regression Standardized Residual



Scatterplot



Lampiran 7

Hasil Pengujian Regresi Linear Data Tarikan di SPSS

Correlations										
		Tarikan	Luas Bangunan	Luas Lahan	Volume Max	Beban Max	Jumlah Kendaraan Oprasional	Jumlah Kantor Oprasional	Jumlah Barang Masuk	Jumlah Barang Keluar
Tarikan	Pearson Correlation	1	.168	.140	.488**	.467**	.397*	.157	.599**	.300
	Sig. (2-tailed)		.374	.461	.006	.009	.030	.406	.000	.108
	N	30	30	30	30	30	30	30	30	30
Luas Bangunan	Pearson Correlation	.168	1	.961**	.196	.170	.248	.925**	.128	.129
	Sig. (2-tailed)	.374		.000	.298	.370	.186	.000	.499	.496
	N	30	30	30	30	30	30	30	30	30
Luas Lahan	Pearson Correlation	.140	.961**	1	.120	.082	.197	.883**	.018	.024
	Sig. (2-tailed)	.461	.000		.528	.666	.298	.000	.924	.900
	N	30	30	30	30	30	30	30	30	30
Volume Max	Pearson Correlation	.488**	.196	.120	1	.968**	.835**	.183	.867**	.871**
	Sig. (2-tailed)	.006	.298	.528		.000	.000	.332	.000	.000
	N	30	30	30	30	30	30	30	30	30
Beban Max	Pearson Correlation	.467**	.170	.082	.968**	1	.685**	.136	.905**	.889**
	Sig. (2-tailed)	.009	.370	.666	.000		.000	.474	.000	.000
	N	30	30	30	30	30	30	30	30	30
Jumlah Kendaraan Oprasional	Pearson Correlation	.397*	.248	.197	.835**	.685**	1	.306	.593**	.647**
	Sig. (2-tailed)	.030	.186	.298	.000	.000		.100	.001	.000
	N	30	30	30	30	30	30	30	30	30
Jumlah Kantor Oprasional	Pearson Correlation	.157	.925**	.883**	.183	.136	.306	1	.096	.092
	Sig. (2-tailed)	.406	.000	.000	.332	.474	.100		.615	.628
	N	30	30	30	30	30	30	30	30	30
Jumlah Barang Masuk	Pearson Correlation	.599**	.128	.018	.867**	.905**	.593**	.096	1	.835**
	Sig. (2-tailed)	.000	.499	.924	.000	.000	.001	.615		.000
	N	30	30	30	30	30	30	30	30	30
Jumlah Barang Keluar	Pearson Correlation	.300	.129	.024	.871**	.889**	.647**	.092	.835**	1
	Sig. (2-tailed)	.108	.496	.900	.000	.000	.000	.628	.000	
	N	30	30	30	30	30	30	30	30	30

** Correlation is significant at the 0.01 level (2-tailed).

* Correlation is significant at the 0.05 level (2-tailed).

Descriptive Statistics

	Mean	Std. Deviation	N
Tarikan	17.0667	8.55382	30
Volume Max	24.6596	16.15027	30
Beban Max	6306.6667	6637.90647	30
Jumlah Kendaraan Oprasional	3.8333	1.48750	30
Jumlah Barang Masuk	20872.0333	42180.00911	30

Variables Entered/Removed^a

Model	Variables Entered	Variables Removed	Method
1	Jumlah Barang Masuk, Jumlah Kendaraan Oprasional, Beban Max, Volume Max ^b	.	Enter

a. Dependent Variable: Tarikan

b. All requested variables entered.

Model Summary^b

Model	R	R Square	Adjusted R Square	Std. Error of the Estimate	Durbin-Watson
1	.806 ^a	.651	.432	6.99018	1.601

a. Predictors: (Constant), Jumlah Barang Masuk, Jumlah Kendaraan Oprasional, Beban Max, Volume Max

b. Dependent Variable: Tarikan

ANOVA^a

Model		Sum of Squares	df	Mean Square	F	Sig.
1	Regression	900.302	4	225.075	4.606	.006 ^b
	Residual	1221.565	25	48.863		
	Total	2121.867	29			

a. Dependent Variable: Tarikan

b. Predictors: (Constant), Jumlah Barang Masuk, Jumlah Kendaraan Oprasional, Beban Max, Volume Max

Coefficients^a

Model		Unstandardized Coefficients		Standardized Coefficients	t	Sig.	Collinearity Statistics	
		B	Std. Error	Beta			Tolerance	VIF
1	(Constant)	13.412	3.959		3.387	.002		
	Volume Max	.754	.934	1.423	.807	.427	.740	1.351
	Beban Max	-.002	.002	-1.631	-1.191	.245	.123	8.142
	Jumlah Kendaraan Oprasional	1.540	3.511	-.268	-.439	.665	.618	1.619
	Jumlah Barang Masuk	.000	.000	.999	2.791	.010	.180	5.561

a. Dependent Variable: Tarikan

Collinearity Diagnostics^a

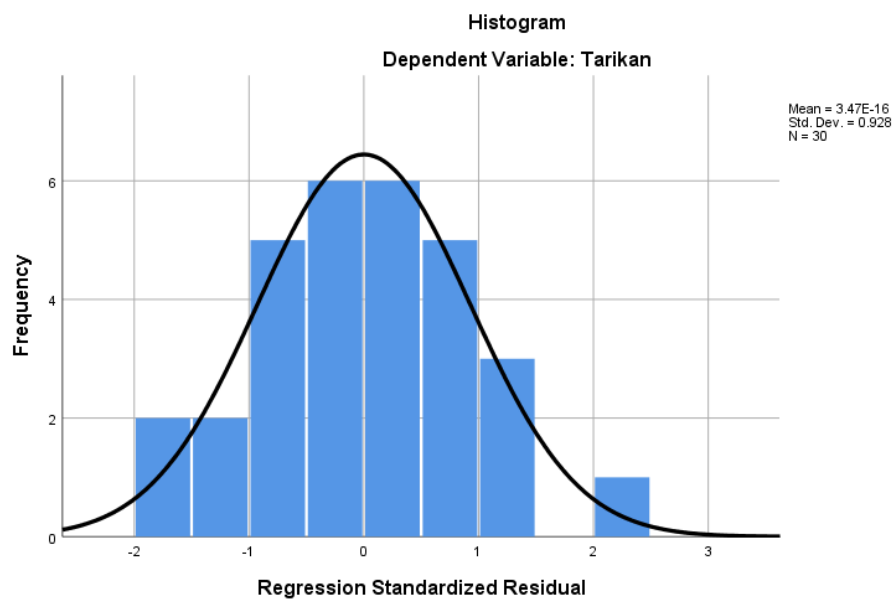
Model	Dimension	Eigenvalue	Condition Index	Variance Proportions				
				(Constant)	Volume Max	Beban Max	Jumlah Kendaraan Oprasional	Jumlah Barang Masuk
1	1	4.202	1.000	.00	.00	.00	.00	.01
	2	.688	2.472	.05	.00	.00	.00	.09
	3	.069	7.808	.47	.00	.02	.00	.70
	4	.039	10.340	.46	.00	.05	.09	.20
	5	.001	55.035	.01	1.00	.93	.90	.00

a. Dependent Variable: Tarikan

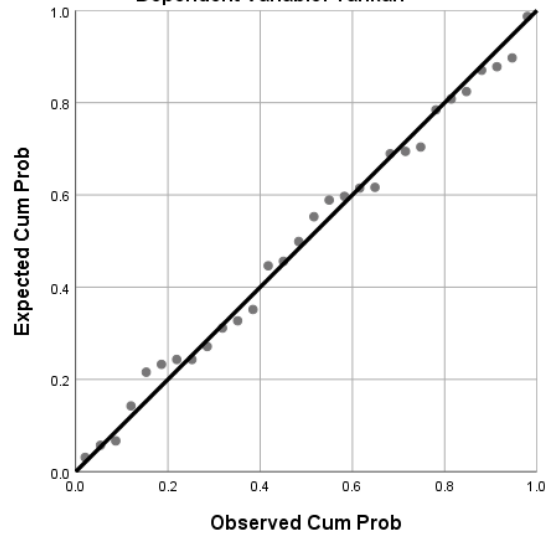
Residuals Statistics^a

	Minimum	Maximum	Mean	Std. Deviation	N
Predicted Value	9.4957	37.4380	17.0667	5.57179	30
Std. Predicted Value	-1.359	3.656	.000	1.000	30
Standard Error of Predicted Value	1.494	6.681	2.654	1.067	30
Adjusted Predicted Value	5.5221	73.7535	18.0069	11.37346	30
Residual	-13.05408	15.56278	.00000	6.49022	30
Std. Residual	-1.867	2.226	.000	.928	30
Stud. Residual	-2.098	2.447	-.023	1.059	30
Deleted Residual	-39.75348	18.80684	-.94027	10.71517	30
Stud. Deleted Residual	-2.265	2.750	-.021	1.107	30
Mahal. Distance	.359	25.525	3.867	4.844	30
Cook's Distance	.000	5.909	.241	1.073	30
Centered Leverage Value	.012	.880	.133	.167	30

a. Dependent Variable: Tarikan



Normal P-P Plot of Regression Standardized Residual
Dependent Variable: Tarikan



Scatterplot
Dependent Variable: Tarikan

