

## DAFTAR PUSTAKA

- Amir, N. (2015). Skizofrenia. In S. Elvira & G. Hadisukanto (Eds.), *Buku Ajar Psikiatri* (2nd ed., pp. 173–198). Badan Penerbit Fakultas Kedokteran Indonesia.
- APA. (2013). *The Diagnostic and Statistical Manual of Mental Disorders* (5th ed.). American Psychiatric Association Publishing.
- Arana G.W, R. (2000). *Antipsychotic Drugs in Handbook of Psychiatric Drug Therapy*. Lippincot Williams & Wilkins.
- Arshad, S., Kilgore, P., & Chaudhry, Z. (2020). Treatment with hydroxychloroquine, azithromycin, and combination in patients hospitalized with COVID-19. *Int J Infect Dis*, *97*, 396–403.
- Bertini, R., Garattini, S., Delgado, R., & Ghezzi, P. (1993). Pharmacological activities of chlorpromazine involved in the inhibition of tumour necrosis factor production in vivo in mice. *Immunology*, *79*, 217.
- CDC. (2020). *Implementation of Mitigation Strategies for Communities With Local COVID-19 Transmission*.  
<https://www.cdc.gov/coronavirus/2019-ncov/downloads/community-mitigation-strategy.pdf>
- Cheng, J. L., Huang, C., Zhang, G. J., Liu, D. W., Li, P., & Lu, C. Y. (2020). Epidemiological characteristics of novel coronavirus pneumonia in Henan. *Zhonghua Jie He He Hu Xi Za Zhi*, *43*(4), 327–331. <https://doi.org/10.3760/cma.j.cn112147-20200222-00148>
- Coccolini, F., Sartelli, M., Kluger, Y., Pikoulis, E., Karamagioli, E., & Moore, E. (2020). COVID-19 the showdown for mass casualty preparedness and management: the cassandra syndrome. *World J. Emerg. Surg*, *15*(1), 26. <https://doi.org/10.1186/s13017-020-00304-5>
- Daniel, J., Chau, N., Abdel-Hamid, M., Hu, L., VonKleist, L., & Whiting, A. (2015). Phenothiazine-derived antipsychotic drugs inhibit dynamin and clathrin-mediated endocytosis. *Traffic*, *16*, 635–54.
- Davidson, L., Schmutte, T., Dinzeo, T., & Andres-Hyman, R. (2008). Remission and recovery in schizophrenia: Practitioner and patient perspectives. *Schizophrenia Bulletin*, *34*(1), 5–8.  
<https://doi.org/10.1093/schbul/sbm122>
- DeWilde, A., Jochmans, D., Posthuma, C., Zevenhoven-Dobbe, J., VanNieuwkoop, S., & Bestebroer, T. (2014). No TitleScreening of an

FDA-approved compound library identifies four small-molecule inhibitors of Middle East respiratory syndrome coronavirus replication in cell culture. *Am Soc Microbiol*, 8, 4875–84.

Dickson, H., Hedges, E., Ma, S., Cullen, A., MacCabe, J., & Kempton, M. (2020). Academic achievement and schizophrenia: a systematic meta-analysis. *Psychological Medicine*, 1–17. <https://doi.org/10.1017/S0033291720002354>

Doremalen, N., Bushmaker, T., Morris, D., Holbrook, M., Gamble, A., & Williamson, B. (2020). Aerosol and Surface Stability of SARS-CoV-2 as Compared with SARS-CoV-1. *N Engl J Med*, 382, 1564–1567. <https://doi.org/10.1056/NEJMc2004973>

Du, Z., Xu, X., Wu, Y., Wang, L., Cowling, B. J., & Meyers, L. A. (2020). Serial interval of COVID-19 among publicly reported confirmed cases. *Emerg Infect Dis*, 26(6), 1341–1343. <https://doi.org/10.3201/eid2606.200357>

Dunjic-Kostic, B., Jasovic-Gasic, M., Ivkovic, M., & Nevena, V. (2013). Serum levels of interleukin-6 and tumor necrosis factor-alpha in exacerbation and remission phase of schizophrenia. *Psychiatr Danub*, 25(1), 55–61.

Dyall, J., Coleman, C., Hart, B., Venkataraman, T., Holbrook, M., & Kindrachuk, J. (2014). Repurposing of clinically developed drugs for treatment of Middle East respiratory syndrome coronavirus infection. *Antimicrob Agents Chemother*, 58, 4885–93.

Echeverría-Esnal, D., Martin-Ontiyuelo, C., Navarrete-Rouco, M., Cusco, M., & Ferrandez, O. (2021). Azithromycin in the treatment of COVID-19: a review. *Expert Review of Anti-Infective Therapy*, 19(2), 147–163. <https://doi.org/10.1080/14787210.2020.1813024>

Eniarti. (2020). *Rencana Strategis Bisnis RSJS*.

Fond, G., Pauly, V., Leone, M., & Llorca, P. (2020). Disparities in Intensive Care Unit Admission and Mortality Among Patients With Schizophrenia and COVID-19: A National Cohort Study. *Schizophrenia Bulletin*, 47(3), 624–634. <https://doi.org/10.1093/schbul/sbaa158>

Fonsesca, L., Diniz, E., Mendonca, G., & Malinowski, F. (2020). Schizophrenia and COVID-19: risks and recommendations. *Braz J Psychiatry*, 42(3), 236–238. <https://doi.org/10.1590/1516-4446-2020-0010>

Gardner, D., Murphy, A., O'Donnell, H., Centorrino, F., & Baldessarini, R. (2010). International consensus study of antipsychotic dosing. *Am J*

*Psychiatry*, 167(6), 686–693.  
<https://doi.org/10.1176/appi.ajp.2009.09060802>

Gennaro, F., Pizzol, D., Marotta, C., Antunes, M., Racalbuto, V., Veronese, N., & Smith, L. (2020). Coronavirus Diseases (COVID-19) Current Status and Future Perspectives : A Narrative Review. *Int. J. Environ. Res. Public Health*, 17(8), 2690.  
<https://doi.org/10.3390/ijerph17082690>

Haack, M., Hinze-Selch, D., Fenzel, T., Kraus, T., Kuhn, M., Schuld, A., & Pollmacher, T. (1999). Plasma levels of cytokines and soluble cytokine receptors in psychiatric patients upon hospital admission: effects of confounding factors and diagnosis. *Journal of Psychiatric Research*, 33, 407–418.

Haro, J., Kamath, S., & Ochoa, S. (2003). The Clinical Global Impression–Schizophrenia scale: a simple instrument to measure the diversity of symptoms present in schizophrenia. *Acta Psychiatr Scand*, 107(416), 16–23.

Hasbi, M., Loebis, B., & Camelia, V. (2020). *Perbedaan Kadar Tumor Necrosis Factor-Alpha dan Kadar Interleukin-2 pada Orang Dengan Skizofrenia Yang Mendapat Risperidon Pada Fase Akut Pengobatan di Rumah Sakit Jiwa Prof.dr.M.Ildrem Medan*. North Sumatra University.

Himmerich, H., Schonherr, J., Fulda, S., Sheldrick, A. J., Bauer, K., & Sack, U. (2011). Impact of antipsychotics on cytokine production in-vitro. *Journal of Psychiatric Research*, 45, 1358–1365.  
<https://doi.org/10.1016/j.jpsychires.2011.04.009>

Hoertel, N., Sanchez-Rico, M., Vernet, R., & Jannot, A. (2021). Observational Study of Chlorpromazine in Hospitalized Patients with COVID-19. *Clinical Drug Investigation*.  
<https://doi.org/10.1007/s40261-021-01001-0>

Hoertel, N., Sanchez-Rico, M., Vernet, R., Jannot, A., Neuraz, A., & Blanco, C. (2021). Observational Study of Haloperidol in Hospitalized Patients with COVID-19. *PLoS ONE*, 16(2), e0247122.  
<https://doi.org/10.1371/journal.pone.0247122>. PMID: 33606790

Hoffmann, M., Kleine-Weber, H., Schroeder, S., Krüger, N., Herrler, T., Erichsen, S., Schiergens, T., Herrler, G., Wu, N., Nitsche, A., Müller, M., Drosten, C., & Pöhlmann, S. (2020). SARS-CoV-2 Cell Entry Depends on ACE2 and TMPRSS2 and Is Blocked by a Clinically Proven Protease Inhibitor. *Cell*, 181(2), 271–280.e8.  
<https://doi.org/10.1016/j.cell.2020.02.052>

- Huang, C., Wang, Y., Li, X. L., Ren, L., Zhao, J., & Hu, Y. (2020). Clinical features of patients infected with 2019 novel coronavirus in Wuhan. *Lancet*, *395*(15), 497–506. [https://doi.org/10.1016/S0140-6736\(20\)30183-5](https://doi.org/10.1016/S0140-6736(20)30183-5)
- Inoubli, O., Jemli, A., Fredj, S. Ben, Mechri, A., Gaha, L., & Jrad, B. B. H. (2018). Haplotypes of TNF $\alpha$ / $\beta$  Genes Associated with Sex-Specific Paranoid Schizophrenic Risk in Tunisian Population. *Dis Markers*, *3502564*. <https://doi.org/10.1155/2018/3502564>
- Jose, R., & Manuel, A. (2020). COVID-19 cytokine storm: the interplay between inflammation and coagulation. *Lancet*, *8*(6), e46–e47. [https://doi.org/10.1016/S2213-2600\(20\)30216-2](https://doi.org/10.1016/S2213-2600(20)30216-2)
- Katlyn, N., Chenxiang, L., & Mark, O. (2021). Association of Psychiatric Disorders With Mortality Among Patients With COVID-19. *JAMA Psychiatry*. <https://doi.org/10.1001/jamapsychiatry.2020.4442>
- Kay, S. (1990). Positive-negative symptom assessment in schizophrenia: Psychometric issues and scale comparison. *Psych Quart*, *61*, 163–178. <https://doi.org/10.1007/BF01064966>
- KemenkesRI. (2018). *RISKESDAS*.
- KemenkesRI. (2020). *Pedoman Pencegahan dan Pengendalian Coronavirus Disease (Covid-19)* (5th ed.). Kementerian Kesehatan Republik Indonesia.
- Kim, Y.-K., Myint, A.-M., Verkerk, R., Scharpe, S., & Steinbusch, H. (2009). Cytokine Changes and Tryptophan Metabolites in Medication-Naïve and Medication-Free Schizophrenic Patients. *Neuropsychobiology*, *59*, 123–129. <https://doi.org/10.1159/000213565>
- Kusumawardhani, A. (1994). *Pedoman Definisi PANSS*. FK UI.
- Lanini, S., Montaldo, C., Nicastrì, E., Vairo, F., & Agrati, D. (2020). COVID-19 disease—Temporal analyses of complete blood count parameters over course of illness, and relationship to patient demographics and management outcomes in survivors and non-survivors: A longitudinal descriptive cohort study. *PLoS ONE*, *15*(12). <https://doi.org/10.1371/journal.pone.0244129>
- Lee, E. E., Hong, S., Martin, A., Eyler, L., & Jeste, D. (2017a). Inflammation in Schizophrenia: Cytokine Levels and Their Relationships to Demographic and Clinical Variables. *Am J Geriatr Psychiatry*, *25*(1), 50–61. <https://doi.org/10.1016/j.jagp.2016.09.009>
- Lee, E. E., Hong, S., Martin, A. S., Eyler, L. T., & Jeste, D. V. (2017b). Inflammation in Schizophrenia: Cytokine Levels and Their

- Relationships to Demographic and Clinical Variables. *Am J Geriatr Psychiatry*, 25(1), 50–61. <https://doi.org/10.1016/j.jagp.2016.09.009>
- Lee, N., Wong, C., & Chan, M. (2017). Anti-inflammatory effects of adjunctive macrolide treatment in adults hospitalized with influenza: A randomized controlled trial. *Antiviral Res*, 144, 48–56.
- Lee, S., Yang, J., Moon, S., Yoo, I., & Ha, E. (2020). Association between mental illness and COVID-19 susceptibility and clinical outcomes in South Korea: a nationwide cohort study. *Lancet Psychiatry*, 7, 1025–1031. [https://doi.org/10.1016/S2215-0366\(20\)30421-1](https://doi.org/10.1016/S2215-0366(20)30421-1)
- Leucht, S., Kane, J., Kissling, W., Hamann, J., Etschel, E., & Engel, R. (2005). What does the PANSS mean? *Schizophrenia Research*, 79, 231–238. <https://doi.org/10.1016/j.schres.2005.04.008>
- Li, G., Fan, Y., Lai, Y., Han, T., Li, Z., & Zhou, P. (2020). Coronavirus infections and immune responses. *J Med Virol*, 92, 424–432. <https://doi.org/10.1002/jmv.25685>
- Li, L. (2020). Challenges and Priorities in Responding to COVID-19 in Inpatient Psychiatry. *Psychiatr Serv*, 71(6), 62. <https://doi.org/10.1176/appi.ps.202000166>
- Li, Q., Guan, X., Wu, P., Wang, X., Zhou, L., Tong, Y., Ren, R., Leung, K., Lau, E., Wong, J., Xing, X., & Xiang, N. (2020). Early transmission dynamics in Wuhan, China, of novel coronavirus–infected pneumonia. *N Engl J Med*, 382, 1199–1207. <https://doi.org/10.1056/NEJMoa2001316>
- Li, R., Ma, X., Wang, G., Yang, J., & Wang, C. (2016). Why sex differences in schizophrenia? *J Transl Neurosci*, 1(1), 37–42.
- Li, X., Geng, M., Peng, Y., Meng, L., & Lu, S. (2020). Molecular immune pathogenesis and diagnosis of COVID-19. *Journal of Pharmaceutical Analysis*, 10(2), 102–108.
- Li, Y., Shi, J., Xia, J., Duan, J., Chen, L., & Yu, X. (2020). Asymptomatic and Symptomatic Patients With Non-severe Coronavirus Disease (COVID-19) Have Similar Clinical Features and Virological Courses: A Retrospective Single Center Study. *Front. Microbiol*, 11, 1570. <https://doi.org/10.3389/fmicb.2020.01570>
- Lieberman, J., & Murray, R. (2001). The Outcome of Psychotic Illness. In *Comprehensive Care of Psychiatry A Text Book of Clinical Management*. Martin Dunitz Ltd.
- Lu, R., Zhao, X., Li, J., Niu, P., Yang, B., & Wu, H. (2020). Genomic characterisation and epidemiology of 2019 novel coronavirus:

implications for virus origins and receptor binding. *Lancet*, 395(10224), 565–574. [https://doi.org/10.1016/S0140-6736\(20\)30251-8](https://doi.org/10.1016/S0140-6736(20)30251-8)

- Luo, Y., He, H., Zhang, J., Ou, Y., & Fan, N. (2019). Changes in serum TNF- $\alpha$ , IL-18, and IL-6 concentrations in patients with chronic schizophrenia at admission and at discharge. *Comprehensive Psychiatry*, 90, 82–87. <https://doi.org/10.1016/j.comppsy.2019.01.003>
- Lv, M. H., Tan, Y. L., Yan, S. X., Tian, L., Chen, D. C., Tan, S. P., Wang, Z. R., Yang, F. De, & Yoon, J. H. (2015). Decreased serum TNF- $\alpha$  levels in chronic schizophrenia patients on long-term antipsychotics: correlation with psychopathology and cognition. *Psychopharmacology (Berl)*, 232(1), 165–172. <https://doi.org/10.1007/s00213-014-3650-y>
- Ma, Y., Xu, Q., Wang, F., Ma, X., & Wang, X. (2020). Characteristics of asymptomatic patients with SARS-CoV-2 infection in Jinan, China. *Microbes and Infection*, 22, 212–217. <https://doi.org/10.1016/j.micinf.2020.04.011>
- Malavika, L., Goyal, T., Ghosh, R., Suri, S., & Mitra, P. (2020). Inflammation, Immunity and Immunogenetics in COVID-19: A Narrative Review. *Indian J Clin Biochem*, 35(3), 260–273. <https://doi.org/10.1007/s12291-020-00897-3>
- Meng, X.-Y., Zhang, H.-X., Mezei, M., & Cui, M. (2011). A powerful approach for structure-based drug discovery. *Curr Comput Aided Drug Des*, 7(2), 146–157. <https://doi.org/10.2174/157340911795677602>
- Mesa, A., Cesar, E., Martin-Montanez, E., & Alvarez, E. (2021). Acute Lung Injury Biomarkers in the Prediction of COVID-19 Severity: Total Thiol, Ferritin and Lactate Dehydrogenase. *Antioxidants*, 10, 1221. <https://doi.org/10.3390/antiox10081221>
- Meyerowitz, E., Vannier, A., Friesen, M., Schoenfeld, Gelfand, J., & CallahanM, V. (2020). Rethinking the role of hydroxychloroquine in the treatment of Covid-19. *FASEB J*, 34(5), 6027–6037. <https://doi.org/10.1096/fj.202000919>
- Miller, B., Buckley, P., Seabolt, W., Mellor, A., & Kirkpatrick, B. (2011). Meta-Analysis of Cytokine Alterations in Schizophrenia: Clinical Status and Antipsychotic Effects. *Biol Psychiatry*, 70, 663–671. <https://doi.org/10.1016/j.biopsych.2011.04.013>
- Monji, A., Kato, T., & Kanba, S. (2009). Cytokines and Schizophrenia: Microglia Hypothesis of Schizophrenia. *Psychiatry and Clinical*

*Neurosciences*, 63(3), 257–265. <https://doi.org/10.1111/j.1440-1819.2009.01945.x>

- Muric, N., Arsenijevic, N., & Borovcanin, M. (2020). Chlorpromazine as a Potential Antipsychotic Choice in COVID-19 Treatment. *Front. Psychiatry*, 11(612347). <https://doi.org/10.3389/fpsy.2020.612347>
- Na, K.-S., Jung, H.-Y., & Kim, Y.-K. (2014). The role of pro-inflammatory cytokines in the neuroinflammation and neurogenesis of schizophrenia. *Prog Neuropsychopharmacol Biol Psychiatry*, 3(48), 277–286.
- Narla, S., Lee, Y., Benson, C., Sarder, P., Brennand, K., & Stachowiak, E. (2017). Common developmental genome deprogramming in schizophrenia—role of integrative nuclear FGFR1 signaling (INFS). *Schizophr Res*, 185, 17–32. <https://doi.org/10.1016/j.schres.2016.12.012>
- Naudin, J., Capo, C., Giusano, B., Mege, J., & Azorin, J. (1997). A differential role for interleukin-6 and tumor necrosis factor- $\alpha$  in schizophrenia? *Schizophrenia Research*, 26, 227–233.
- Nifsi, N. (2018). *Hubungan Dukungan Keluarga dengan Lama Rawat Inap pasien Skizofrenia di RSJ Grhasia DIY*. Universitas Aisyiyah.
- O’Brienn, S., Scully, P., & Dinan, T. (2008). Increased tumor necrosis factor- $\alpha$  concentrations with interleukin-4 concentrations in exacerbations of schizophrenia. *Psychiatry Research*, 160, 256–262.
- Onder, G., Rezza, G., & Brusaferro, S. (2020). Case-Fatality Rate and Characteristics of Patients Dying in Relation to COVID-19 in Italy. *JAMA*, 323(18), 1775–1776. <https://doi.org/10.1001/jama.2020.4683>
- Patel, A., & Verma, A. (2020). COVID-19 and Angiotensin-Converting Enzyme Inhibitors and Angiotensin Receptor Blockers: What Is the Evidence? *JAMA*, 323(18), 1769–1770. <https://doi.org/10.1001/jama.2020.4812>
- Paul-Samojedny, M., Owczarek, A., Kowalczyk, M., Suchanek, R., Palacz, M., & Kucia, K. (2013). Association of Interleukin 2 (IL-2), Interleukin 6 (IL-6), and TNF-Alpha (TNF $\alpha$ ) Gene Poly morphism With Paranoid Schizophrenia In A Polish Population. *J Neuropsychiatry Clin Neurosci*, 25(1), 72–82. <https://doi.org/10.1176/appi.neuropsych.12020021>
- Plasencia-Garcia, B., Rodríguez-Menéndez, G., Rico-Rangel, M., Rubio-García, A., Crespo-Facorro, & Torelló-Iserte, J. B. (2021). Drug-drug interactions between COVID-19 treatments and antipsychotics drugs: integrated evidence from 4 databases and a systematic review.

*Psychopharmacology*, 238, 329–340. <https://doi.org/10.1007/s00213-020-05716-4>

Plaze, M., Attali, D., Petit, A., Blatzer, M., Simon-Loriere, E., & Vinckier, F. (2020). Repurposing chlorpromazine to treat COVID-19: the reCoVery study. *Encephale*, 46(3), 169–72.

Procyshyn, R., & Bezchlibnyk-Butler, K. Z. (2015). *Clinical handbook of psychotropic drugs* (J. Jeffries (ed.); 21st ed.). Hogrefe Publishing.

Purwati, Miatmoko, A., & Nasronudin. (2021). An in vitro study of dual drug combinations of anti-viral agents, antibiotics, and/or hydroxychloroquine against the SARS-CoV-2 virus isolated from hospitalized patients in Surabaya, Indonesia. *PLoS ONE*, 16(6), e0252302. <https://doi.org/10.1371/journal.pone.0252302>

Qin, C., Zhou, L., Hu, Z., Zhang, S., Yang, S., Tao, Y., Xie, C., Ma, K., Shang, K., Wang, W., & Tian, D. (2020). Dysregulation of Immune Response in Patients With Coronavirus 2019 (COVID-19) in Wuhan, China. 762-768, 71(15), 762–768. <https://doi.org/10.1093/cid/ciaa248>

Reale, M., Patruno, A., Lutiis, M. A. De, Pesce, M., & Felaco, M. (2011). Dysregulation of chemo-cytokine production in schizophrenic patients versus healthy control. *BMC Neurosci*, 25(12), 13. <https://doi.org/10.1186/1471-2202-12-13>.

Sadock, B., Sadock, V., & Ruiz, P. (2015). Schizophrenia spectrum and other Psychotic Disorder. In *Kaplan & Sadock's Synopsis of Psychiatry Behavioural Sciences/Clinical Psychiatry* (11th ed., pp. 300–323). Lippincott Williams & Wilkins.

Shereen, M. A., Khana, S., Kazmic, A., Bashirb, N., & Siddique, R. (2020). Covid-19 infection: origin, transmission, and characteristics of human coronaviruse. *Journal of Advanced Research*, 24, 91–98. <https://doi.org/10.1016/j.jare.2020.03.005>

Shi, H., Han, X., Jiang, N., Cao, Y., Alwalid, O., & Gu, J. (2020). Radiological findings from 81 patients with COVID-19 pneumonia in Wuhan, China: a descriptive study. *Lancet Infect. Dis*, 420, 425–434. [https://doi.org/10.1016/S1473-3099\(20\)30086-4](https://doi.org/10.1016/S1473-3099(20)30086-4)

Siever, L. J., & Davis, K. L. (2004). The Pathophysiology of the Schizophrenic Disorders: Perspective from the Spectrum. *Am J Psychiatry*, 161(3), 398–413. <https://doi.org/10.1176/appi.ajp.161.3.398>

Stahl, S. (2013). *Stahl's Psychopharmacology Neuroscientific Basis and Practical Appreciation* (4th ed.). Cambridge University Press.



- Stip, E., Rizvi, T. A., Farah Mustafaa, S. J., Aburuz, S., Ahmed, N. N., Aziz, K. A., Arnone<sup>2</sup>, D., Subbarayan<sup>8</sup>, A., & Khan<sup>3</sup>, F. A. M. and G. (2020). The Large Action of Chlorpromazine: Translational and Transdisciplinary Considerations in the Face of COVID-19. *Frontiers in Pharmacology*, *11*, 577678. <https://doi.org/10.3389/fphar.2020.577678>
- Suchanek-Raif, R., Raif, P., Kowalczyk, M., Paul-Samojedny, M., Kucia, K., & Merk, W. (2018). Promoter polymorphisms of TNF- $\alpha$  gene as a risk factor for schizophrenia. *Arch. Med. Res*, *49*, 248–254.
- Sunaryanto, B. (2019). *Laporan Tahunan RS Dr. H. Marzoeki Mahdi Bogor*.
- Tay, M. ., Poh, C. ., & Rénia, L. (2020). The trinity of COVID-19: immunity, inflammation and intervention. *Nat Rev Immunol*, *20*, 363–374. <https://doi.org/10.1038/s41577-020-0311-8>
- Tsuneizumi, T., Babb, S., & Cohen, B. (1992). Drug distribution between blood and brain as a determinant of antipsychotic drug effects. *Biol Psychiatry*, *32*, 817–824.
- Vela, J. (2020). Repurposing Sigma-1 Receptor Ligands for COVID-19 Therapy? *Front. Pharmacol*, *11*, 1716. <https://doi.org/10.3389/fphar.2020.582310>
- Wang, D., Hu, B., & Hu, C. (2020). Clinical characteristics of 138 hospitalized patients with 2019 novel coronavirus-infected pneumonia in Wuhan, China. *JAMA*, *323*(11), 1061–1069. <https://doi.org/10.1001/jama.2020.1585>
- Wang, H., Yang, P., & Liu, K. (2008). SARS coronavirus entry into host cells through a novel clathrin- and caveolae-independent endocytic pathway. *Cell Res*, *18*, 290–301. <https://doi.org/10.1038/cr.2008.15>
- Wang, Q., Xu, R., & Volkow, N. (2021). Increased risk of COVID-19 infection and mortality in people with mental disorders: analysis from electronic health records in the United States. *World Psychiatry*, *20*, 124–130. <https://doi.org/10.1002/wps.20806>
- Wasityastuti, W., Dhamarjati, A., & Siswanto. (2020). Immunosenescence and The Susceptibility of The Elderly to Coronavirus Disease 2019 (Covid-19). *J Respir Indo*, *40*, 182–191.
- WHO. (2020). *Clinical management of severe acute Respiratory infection when novel coronavirus (nCoV) infection is suspected*. [https://www.who.int/internal-publications-detail/clinical-management-of-severe-acute-respiratory-infection-when-novel-coronavirus-\(ncov\)-infection-is-suspected](https://www.who.int/internal-publications-detail/clinical-management-of-severe-acute-respiratory-infection-when-novel-coronavirus-(ncov)-infection-is-suspected)

- Wu, Z., & McGoogan, J. M. (2020). Characteristics of and Important Lessons From the Coronavirus Disease 2019 (COVID-19) Outbreak in China. *JAMA*, 323(13), 1239–1242.  
<https://doi.org/10.1001/jama.2020.2648>
- Xiu, M. H., Man, L. J., Wang, D., Du, X., Yin, G., Zhang, Y., Tan, Y. L., Chen, N., Chen, S., Teixeira, A. L., Cassidy, R. M., Soares, J. C., & Zhang, X. Y. (2018). Tumor necrosis factor-alpha -1031T/C polymorphism is associated with cognitive deficits in chronic schizophrenia patients versus healthy controls. *American Journal of Medical Genetics, Part B: Neuropsychiatric Genetics*, 177(4), 379–387. <https://doi.org/10.1002/ajmg.b.32622>
- Yang, H., Yuan, X., Zhijie, L., Ling, Y., & Jing, W. (2021). The Clinical Implication of Dynamic Hematological Parameters in COVID-19: A Retrospective Study in Chongqing, China. *International Journal of General Medicine*, 14, 4073–4080.  
<https://doi.org/10.2147/IJGM.S321292>
- Yang, L., Liu, S., & Liu, J. (2020). COVID-19: immunopathogenesis and Immunotherapeutics. *Sig Transduct Target Ther*, 5, 128.  
<https://doi.org/10.1038/s41392-020-00243-2>
- Zhu, F., Zhang, L., Liu, F., Wu, R., & Guo, W. (2018). Altered Serum Tumor Necrosis Factor and Interleukin-1b in First-Episode Drug-Naive and Chronic Schizophrenia. *Front. Neurosci*, 12, 296.  
<https://doi.org/10.3389/fnins.2018.00296>

## LAMPIRAN 1

### THE POSITIVE AND NEGATIVE SYNDROME SCALE (PANSS)

Nama :

Umur :

#### Gejala Positif (P)

Gejala	1	2	3	4	5	6	7
P1. Waham							
P2. Kekacauan proses pikir							
P3. Halusinasi							
P4. Gaduh gelisah							
P5. Waham kebesaran							
P6. Kecurigaan atau kejaran							
P7. Permusuhan							

#### Gejala Negatif (N)

Gejala	1	2	3	4	5	6	7
N1. Afek tumpul							
N2. Penarikan emosi							
N3. Kemiskinan <i>rapport</i>							
N4. Penarikan diri							
N5. Pemikiran abstrak							
N6. Spontanitas dan arus percakapan							
N7. Pemikiran stereotipik							

#### Skala Psikopatologi Umum (G)

Gejala	1	2	3	4	5	6	7
G1. Kekhawatiran somatik							
G2. Ansietas							
G3. Rasa bersalah							
G4. Ketegangan							
G5. Manerisme dan sikap tubuh							
G6. Depresi							
G7. Retardasi motorik							
G8. Ketidakkoperatipan							
G9. Isi pikiran yang tidak biasa							
G10. Disorientasi							
G11. Perhatian buruk							
G12. Kurangnya daya nilai dan tilikan							
G13. Gangguan dorongan kehendak							
G14. Pengendalian impuls yg buruk							
G15. Preokupasi							
G16. Penghindaran sosial secara aktif							

## Lampiran 2

### *Clinical Global Impression Schizophrenia (CGI-SCH)*

Nama :

Umur :

<b>Keparahan Penyakit</b>							
Mempertimbangkan total pengalaman klinis Anda dengan pasien skizofrenia, seberapa parah pasien sakit selama seminggu terakhir							
	1	2	3	4	5	6	7
1. Gejala positif (halusinasi, delusi, perilaku bizarre)							
2. Gejala negatif (afek datar, avolisi, anhedonia)							
3. Gejala depresi (kesedihan, mood depresi, putus asa)							
4. Kognitif (gangguan perhatian, konsentrasi, memory)							
5. Penilaian keseluruhan tingkat keparahan							
<b>Perubahan Gejala</b>							
Dibandingkan dengan evaluasi sebelumnya *, seberapa banyak perubahan pada pasien? Nilai perbaikan apakah, menurut penilaian Anda, sepenuhnya disebabkan oleh pengobatan?							
	1	2	3	4	5	6	7
1. Gejala positif (halusinasi, delusi, perilaku bizarre)							
2. Gejala negatif (afek datar, avolisi, anhedonia)							
3. Gejala depresi (kesedihan, mood depresi, putus asa)							
4. Kognitif (gangguan perhatian, konsentrasi, memory)							
5. Penilaian keseluruhan tingkat keparahan							

### Lampiran 3



KEMENTERIAN PENDIDIKAN DAN KEBUDAYAAN  
UNIVERSITAS HASANUDDIN FAKULTAS KEDOKTERAN  
KOMITE ETIK PENELITIAN KESEHATAN  
RSPTN UNIVERSITAS HASANUDDIN  
RSUP Dr. WAHIDIN SUDIROHUSODO MAKASSAR  
Sekretariat : Lantai 2 Gedung Laboratorium Terpadu  
JL.PERINTIS KEMERDEKAAN KAMPUS TAMALANREA KM.10 MAKASSAR 90245.






Contact Person: dr. Agussalim Bukhari.,MMed,PhD, SpGK TELP. 081241850858, 0411 5780103, Fax : 0411-581431

#### **REKOMENDASI PERSETUJUAN ETIK**

Nomor : 341/UN4.6.4.5.31/ PP36/ 2021

Tanggal: 25 Mei 2021



Dengan ini Menyatakan bahwa Protokol dan Dokumen yang Berhubungan Dengan Protokol berikut ini telah mendapatkan Persetujuan Etik :

No Protokol	UH21040274	No Sponsor Protokol	
Peneliti Utama	<b>dr. Ahmad Andi Sameggu</b>	Sponsor	
Judul Peneliti	Efektivitas Chlorpromazine terhadap TNF- $\alpha$ pada Pasien Skizofrenia dengan Covid-19		
No Versi Protokol	<b>2</b>	Tanggal Versi	25 Mei 2021
No Versi PSP	<b>2</b>	Tanggal Versi	25 Mei 2021
Tempat Penelitian	<b>RS Universitas Hasanuddin dan RS Jejaring di Makassar</b>		
Jenis Review	<input type="checkbox"/> Exempted <input type="checkbox"/> Expedited <input checked="" type="checkbox"/> Fullboard Tanggal <b>25 Mei 2021</b>	Masa Berlaku <b>25 Mei 2021</b> sampai <b>25 Mei 2022</b>	Frekuensi review lanjutan
Ketua Komisi Etik Penelitian Kesehatan FKUH	Nama <b>Prof.Dr.dr. Suryani As'ad, M.Sc.,Sp.GK (K)</b>	Tanda tangan 	
Sekretaris Komisi Etik Penelitian Kesehatan FKUH	Nama <b>dr. Agussalim Bukhari, M.Med.,Ph.D.,Sp.GK (K)</b>	Tanda tangan 	

Kewajiban Peneliti Utama:

- Menyerahkan Amandemen Protokol untuk persetujuan sebelum di implementasikan
- Menyerahkan Laporan SAE ke Komisi Etik dalam 24 Jam dan dilengkapi dalam 7 hari dan Laporan SUSAR dalam 72 Jam setelah Peneliti Utama menerima laporan
- Menyerahkan Laporan Kemajuan (progress report) setiap 6 bulan untuk penelitian resiko tinggi dan setiap setahun untuk penelitian resiko rendah
- Menyerahkan laporan akhir setelah Penelitian berakhir
- Melaporkan penyimpangan dari prokol yang disetujui (protocol deviation / violation)
- Mematuhi semua peraturan yang ditentukan

## Lampiran 4

 <b>RUMAH SAKIT UNHAS</b>	<b>SURAT IZIN PENELITIAN</b>	
	<b>Nomor:</b> 5892/UN4.24.1.2/PT.01.04/2021	<b>Tanggal</b> 04 Juni 2021
<b>FORMULIR</b> <b>2</b>  <b>BIDANG</b> <b>PENELITIAN DAN</b> <b>INOVASI</b>	Kepada Yth <b>Kepala Ruang Laboratorium Penelitian</b>	
<p>Dengan hormat,</p> <p>Dengan ini menerangkan bahwa peneliti/ mahasiswa berikut ini:</p> <p>Nama : dr. Ahmad Andi Sameggu</p> <p>NIM / NIP : C065171001</p> <p>Institusi : PPDS Departemen Ilmu Kedokteran Jiwa, Fakultas Kedokteran, Universitas Hasanuddin Makassar</p> <p>Kode penelitian : 210604_1</p> <p>Akan melakukan pengambilan data/ analisa bahan hayati:</p> <p>Terhitung : 04 Juni 2021 s/d 04 September 2021</p> <p>Jumlah Subjek/Sample : 76</p> <p>Jenis Data : Data Primer: Elisa</p> <p>Untuk penelitian dengan judul:</p> <p><b>"EFEKTIVITAS CHLORPROMAZINE TERHADAP TNF-ALFA PADA PASIEN SKIZOFRENIA DENGAN COVID-19"</b></p> <p>Harap dilakukan pembimbingan dan pendampingan seperlunya.</p> <p>Kepala Bidang Penelitian dan Inovasi</p> <p>  <b>dr. Mansur A. Kasim, M.Sc</b>  <b>NIP. 198412012018073001</b></p> <p><i>Catatan: Lembaran ini diarsipkan oleh Bidang Penelitian dan Inovasi</i></p>		