

DAFTAR PUSTAKA

- Afeworki, Y. 1977. Thesis. *Population Ecology of The Rusty Parrotfish Scarus Ferrugineus A Dominant Grazer On A Seasonal Coral Reef*. University of Groningen, Holland.
- Dahuri, R. 2003. *Keanekaragaman Hayati Laut. Aset Pembangunan Berkelanjutan Indonesia*. Gramedia Pustaka Utama. Jakarta.
- English, S., Wilkinson, C., Baker, V., 1994. *Survey manual for tropical Marine resources*. ASEAN-Australia Marine Science Project Living Coastal Resources, Australia.
- Fukami, H., Iwao, K., Kumagai, N.H., Morita, M., and Isomura, N. 2019. *Maternal inheritance of F1 hybrid morphology and colony shape in the coral genus Acropora*. PeerJ7: e6429. <https://doi.org/10.7717/peerj.6429>.
- Goreau, T.F., 1959. *The Physiology of skeleton formation in Corals. I. A method for measuring the rate of calcium deposition by corals under different conditions*. Department of Physiology, University College of the West Indies, and The New York Zoological Society, Kingston, Jamaica.
- Haerul, A. 2014. *Karakteristik Genetik Karang Genus Favites (Faviidae: Scleractinia) Di Perairan Kepulauan Spermonde, Sulawesi Selatan*. Sekolah Pascasarjana, Institut Pertanian Bogor, Bogor.
- Huang, D. Tun, K.P.P, Chou, L.M., and Todd, P.A. 2009. *An inventory of zooxanthellate scleractinian corals in Singapore including 33 new records*. Raffles Bulletin of Zoology Supplement No. 22: 69-80.
- Humblet, M., Hongo, C., Sugihara, K. 2015. *An identification guide to some major Quaternary fossil reef-building coral genera (Acropora, Isopora, Montipora, and Porites)*. Island Arc 24, 16-30.
- Kordi, M. G., 2010. *Ekosistem Terumbu Karang Potensi, Fungsi, dan Pengelolaan*. Penerbit Rineka Cipta, Jakarta.
- Moll, Hans. 1983. *Zonation and Diversity of Scleractinia on Reefs Off S. W. Sulawesi, Indonesia: with a summary in Bahasa Indonesia*. ISBN: 9090005412, 9789090005416.
- Nurchayani, L.P.A.D.; Karang, I.W.G.A.; dan Karim, Widiastuti. 2018. *Laju pertumbuhan dan tingkat kelangsungan hidup transplantasi karang Acropora secale di pantai Serangan dan pantai Geger, Bali*. Journal of Marine and Aquatic Sciences 4(2):297.
- Oppen, M.J.H. van, McDonald, B.J., Willis, B., Miller, D.J. 2001. *The Evolutionary History of the Coral Genus Acropora (Scleractinia, Cnidaria) Based on a Mitochondrial and a Nuclear Marker: Reticulation, Incomplete Lineage Sorting, or Morphological convergence ?*. Biochemistry and Molecular Biology and Marine Biology, James Cook University, Townsville, Australia.
- Patton, K. W. 1994. *Distribution and Ecology of Animals Associated with Branching Corals (Acropora Spp.) from the Great Barrier Reef, Australia*. Ohio Wesleyan University, Canada.

- Rasyid, Abd. dan Ibrahim. 2013. *Spermonde : Kondisi Oseanografi Versus Ikan Pelagis*. Masagena Press. Makassar, Sulawesi-Selatan.
- Richards, Z. 2013. *Coral Identification Training Manual Hard Corals of the Marshall Islands*. Museum of Tropical Queensland, Australia.
- Ruppert, Edward, E., Fox, Richard, S., Barnes, Robert D. 2004. *Invertebrate Zoology 7th Edition*. Cengage Learning. Pp. 134 - 135. ISBN 978-81-315-0104-7.
- Siringoringo, R. M., Palupi, R.D., Hadi, T.A., 2012. *Biodiversitas Karang Batu (Scleractinia) di Perairan Kendari*. LIPI, Jakarta.
- Suharsono. 2008. *Jenis-jenis Karang di Indonesia*. Puslitbang LIPI, Jakarta.
- Sola, E., Silva, I.M da., and Glassom, D. 2015. *An annotated and illustrated checklist of species of the coral genus Acropora (Cnidaria: Scleractinia) from Vamizi Island, Mozambique*.
- Veron, JEN. 2000. *Corals of the world Volume I*. Australian Institute of Marine Science, Townsville, Australia.
- Wahyufatwatul.UAS., Litaay, M., Priosambodo, D., Moka, W. 2017. *Genera Karang Keras di Pulau Barrang Lompo Dan Bone Batang Berdasarkan Metode Identifikasi Coral Finder*. Departemen Biologi, FMIPA, Universitas Hasanuddin, Makassar.
- Walker, P. dan Wood, E. 2005. *Life in the sea The Coral Reef*. Facts on File, Inc. New York, United States.
- Wallace, C.G., Pandolfi, J.M., Young, A., and Wolstenholme, J., 1991. *Indo-Pacific Coral Biogeography: a Case Study from the Acropora selago Group*. Australia Sys. Bot., 4, 199-210, Australia.
- Wallace, C.C., dan Muir, P.R., 2005. *Biodiversity of the Indian Ocean from the perspective of staghorn corals (Acropora spp)*. Museum of Tropical Queensland, Townsville, Australia.
- Wallace, C. C. dan Rosen, B. R. 2006. *Diverse Staghorn corals (Acropora) in high-latitude Eocene assemblages: implications for the evolution of modern diversity patterns of reef corals*. Museum of Tropical Queensland, Townsville, Qld 4810, Australia.
- Wallace, C. 1999. *Staghorn Corals of the World A Revision of the genus Acropora*. CSIRO Publishing, Australia.
- Yusuf, S. dan Budiyanto, A. 2012. *New Records of Acropora Russelli (Wallace 1994) from Wallace Area, Indonesia*. Proceeding of Wallace-Darwin Science Symposium: p.1-14. Makassar 4-5 Sept 2012.

LAMPIRAN


Lampiran 1. Kelompok *Muricata*

FAMILI ACROPORIDAE Verrill GENUS ACROPORA Oken, 1815


Life form umumnya berbentuk *tubular, oblique opening* (berbentuk seperti tabung atau miring), *tubular-nariform-dimidiata openings*, dan tubular dan appressed tubular, oblique openings. Semua spesies-nya memiliki coenestum umumnya berbentuk *costate-simple spinules-reticulate*, dan *reticulate-simple spinules*.

a) *Acropora muricata*


Kode spesimen: Barrang Lompo: IMG_0339; Kodingareng Keke: P8120627; dan Bonetambung: P8140493, di Makassar.



(Spesimen *Acropora muricata*: A. Foto di alam; B. Spesimen kerangk; C. Korallit radial; D. Korallit aksial; E,F. Konestum.. Nomor sampel 14: Barranglompo_18/IMG_0339 (14/08/2020)).




(Spesimen *Acropora muricata* P. Kodingareng Keke: A. Foto di alam; B. Spesimen kerangka; C. Korallit radial; D. Korallit aksial; E,F. Konestum. Nomor sampel 56: RS_56/P8120627 (12/08/2020)).



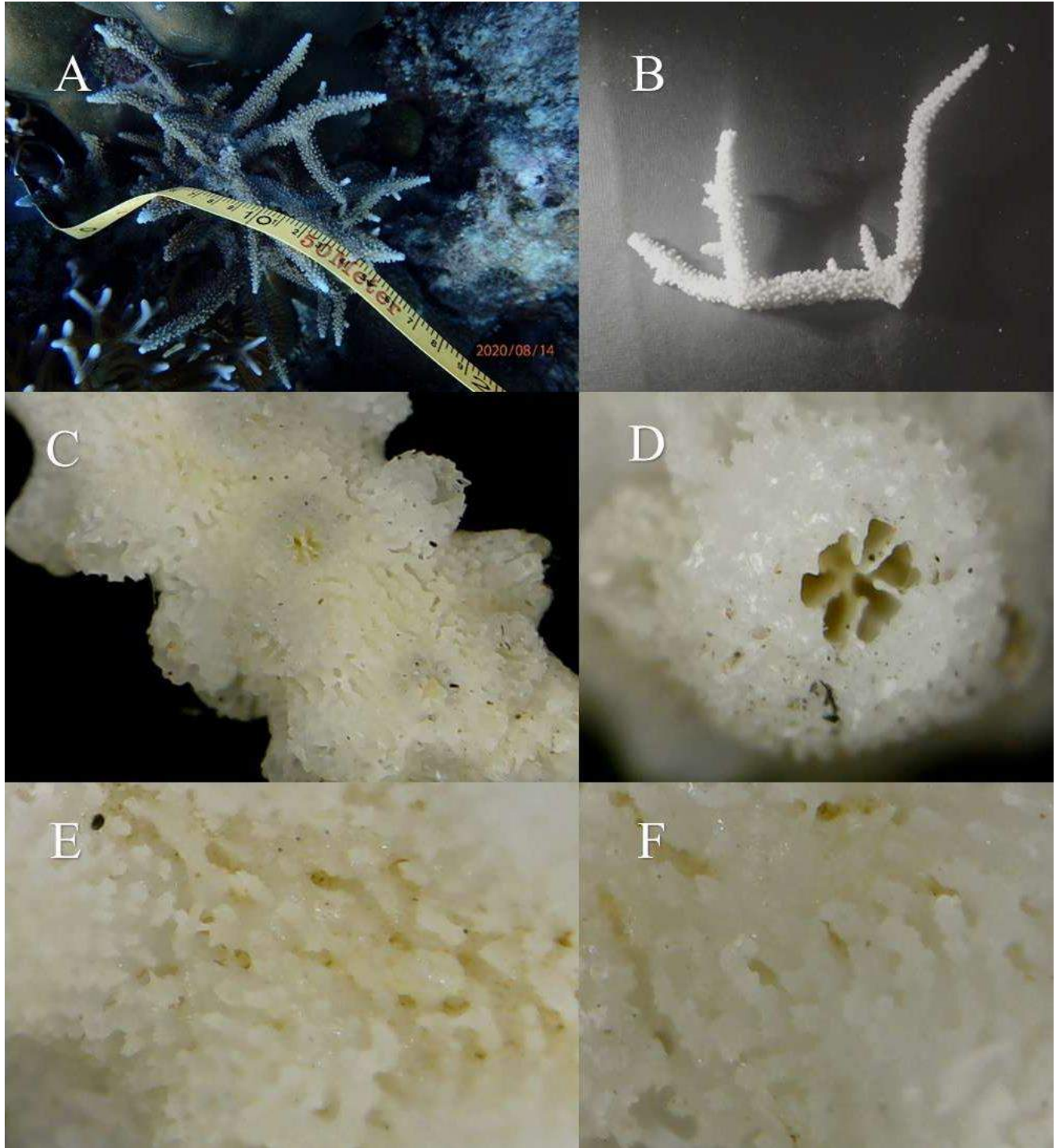
(Spesimen *Acropora muricata* P. Bonetambung: A. Foto di alam; B. Spesimen kerangka; C. Korallit radial; D. Korallit aksial; E,F. Konestum; Nomor sampel 11: Bonetambung_11/ P8140493 (14/08/2020)).

b) *Acropora formosa*


Kode spesimen: Kodingareng Keke: P8120670, P8120568, P8120756 dan P8120579; Bonetambung: PB140447; Barrang Lompo: IMG_0304, di Makassar.




(Spesimen *Acropora Formosa* P. Kodingareng Keke: A. Foto di alam; B. Spesimen kerangka; C. Koralit radial; D. Koralit aksial; E, F. Konestum. Nomor sampel 34: RF_34/ P8120756 (12/08/2020)).




(Spesimen *Acropora formosa* P. Bonetambung: A. Foto di alam; B. Spesimen kerangka; C. Korallit radial; D. Korallit aksial; E,F. Konestum; Nomor sampel 2: Bonetambung_02/P8140447 (14/08/2020)).




(Spesimen *Acropora formosa* P. Kodingareng Keke: A. Foto di alam; B. Spesimen kerangka; C. Korallit radial; D. Korallit aksial; E,F. Konestum. Nomor sampel 46: RS_46/P8120568 (12/08/2020)).



(Spesimen *Acropora formosa* P. Barrang Lompo: A. Foto di alam; B. Spesimen kerangk; C. Korallit radial; D. Korallit aksial; E,F. Konestum. Nomor sampel 11: Barranglompo_13/IMG_0304 (14/08/2020)).




(Spesimen *Acropora formosa* P. Kodingareng Keke: A. Foto di alam; B. Spesimen kerangk; C. Korallit radial; D. Korallit aksial; E,F. Konestum. Nomor sampel 23: RF_23/P8120670 (12/08/2020)).




(Spesimen *Acropora formosa* P. Kodingareng Keke: A. Foto di alam; B. Spesimen kerangk; C. Korallit radial; D. Korallit aksial; E,F. Konestum. Nomor sampel 48: RS_48/P8120579 (12/08/2020)).

c) *Acropora valenciennesi*

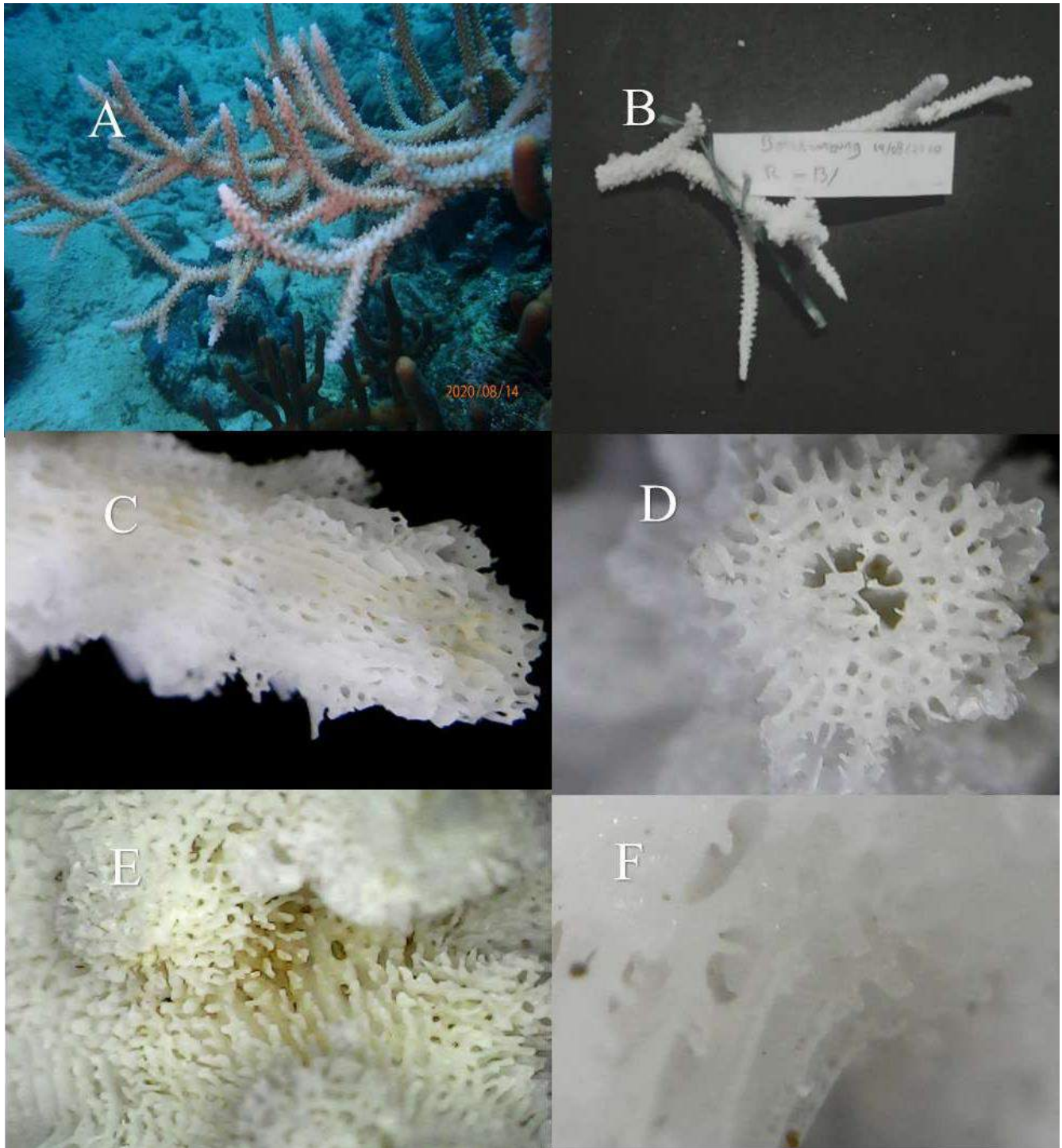
Spesimen: Nomor Kode: **Kodingareng Keke**: P8120798 dan P8120554.
Bonetambung: P8140557, **Makassar**.



(Spesimen *Acropora valenciennesi* P. Kodingareng Keke: A. Foto di alam; B. Spesimen kerang; C. Koralit radial; D. Koralit aksial; E,F. Konestum. Nomor sampel 41: RF_41/ P8120798 (12/08/2020)).




(Spesimen *Acropora valenciennesi* P. Kodingareng Keke: A. Foto di alam; B. Spesimen kerangk; C. Korallit radial; D. Korallit aksial; E,F. Konestum. Nomor sampel 45: RS_45/ P8120554 (12/08/2020)).



(Spesimen *Acropora valenciennesi* P. Bonetambung: A. Foto di alam; B. Spesimen kerangk; C. Korallit radial; D. Korallit aksial; E,F. Konestum. Nomor sampel 16: Bonetambung_16/ P8140557 (14/08/2020)).

d) *Acropora grandis* (Ehrenberg, 1834)

Spesimen : Nomor Kode: **Kodingareng Keke**: P8120666, **Makassar**.




(Spesimen *Acropora grandis* P. Kodingareng Keke: A. Foto di alam; B. Spesimen kerangk; C. Koralit radial; D. Koralit aksial; E,F. Konestum. Nomor sampel 21: RF_21/ P8120666 (12/08/2020).

Lampiran 2. Kelompok *humilis*


Life form umumnya bentuk *Sub-iersed* dan *Dimidiate*, *dimidiate*, *oblique openings*, *Dimidiate*, *oblique openings*, *Dimidiate openings*, dan *Nariform-Tubo*, *nariform-appressed tubular*. Sedangkan *coenestum*-nya umumnya berbentuk *Elaborated spinules*, dan *Elaborated spinules-reticulate*. Serta life form-nya umumnya berbentuk *Digitate Acropora*.

a) *Acropora digitifera*


Spesimen: Nomor Kode: **Bonetambung: P8140475, Barrang Lompo: IMG_0410** dan **IMG_0414, Makassar.**



(Spesimen *Acropora digitifera* P. Barrang Lompo: A. Foto di alam; B. Spesimen kerangk; C. Korallit radial; D. Korallit aksial; E,F. Konestum. Nomor sampel 25: Barranglompo_30/IMG_0410 (14/08/2020)).




(Spesimen *Acropora digitifera* P. Bonetambung: A. Foto di alam; B. Spesimen kerangk; C. Korallit radial; D. Korallit aksial; E,F. Konestum. Nomor sampel 8: Bonetambung_08/ P8140475 (14/08/2020)).




(Spesimen *Acropora digitifera* P. Barrang Lompo: A. Foto di alam; B. Spesimen kerangk; C. Korallit radial; D. Korallit aksial; E,F. Konestum. Nomor sampel 27: Barranglompo_32/IMG_0414 (14/08/2020)).

b) *Acropora gemnifera*


Nomor Kode: Barrang Lompo: P8140459 dan P8140470; Bonetambung: P7230237, di Makassar.



(Spesimen *Acropora gemnifera* P. Bonetambung: A. Foto di alam; B. Spesimen kerangk; C. Korallit radial; D. Korallit aksial; E,F. Konestum. Nomor sampel 5: Bonetambung_05/P8140459 (14/08/2020)).




(Spesimen *Acropora gemnifera* P. Bonetambung: A. Foto di alam; B. Spesimen kerangk; C. Korallit radial; D. Korallit aksial; E,F. Konestum. Nomor sampel 7: Bonetambung_07/P8140470 (14/08/2020)).




(Spesimen *Acropora gemnifera* P. Barrang Lompo: A. Foto di alam; B. Spesimen kerangk; C. Korallit radial; D. Korallit aksial; E,F. Konestum. Nomor sampel 30: Barranglompo_35/P7230237 (14/08/2020)).

c) *Acropora humilis*

Nomor Kode: Kodingareng Keke: P8120597; Bonetambung: P8140606, Makassar.




(Spesimen *Acropora humilis* P. Kodingareng Keke: A. Foto di alam; B. Spesimen kerangk; C. Korallit radial; D. Korallit aksial; E,F. Konestum. Nomor sampel 51: RS_51/P8120597 (12/08/2020)).



(Spesimen *Acropora humilis* P. Bonetambung: A. Foto di alam; B. Spesimen kerang; C. Korallit radial; D. Korallit aksial; E,F. Konestum. Nomor sampel 20: Bonetambung_20/ P8140606 (14/08/2020)).

d) *Acropora multiacuta*

Nomor Kode: Bonetambung: P8140626, di Makassar.




(Spesimen *Acropora multiacuta* P. Bonetambung: A. Foto di alam; B. Spesimen kerangk; C. Korallit radial; D. Korallit aksial; E,F. Konestum. Nomor sampel 23: Bonetambung_23/ P8140626 (14/08/2020)).

Lampiran 3. Kelompok *hyacinthus*


Life form umumnya bentuk *Labellate*, *nariform* dan *labellate straight lip*, *narriform*, *outer openings* dan *tubular*, *nariform openings* pada radial corallite-nya, coenestum-nya umumnya berbentuk *Costate-Reticulate*, dan *costate-simple spinules-reticulate*. Serta life form-nya umumnya berbentuk *Table Acropora*, dan *Corymbose*.

a) *Acropora hyacinthus*


Nomor Kode: Kodingareng Keke: P8120749 dan P8120788; Bonetambung: P8140478, di Makassar.



(Spesimen *Acropora hyacinthus* P. Bonetambung: A. Foto di alam; B. Spesimen kerangk; C. Korallit radial; D. Korallit aksial; E,F. Konestum. Nomor sampel 9: Bonetambung_09/P8140478 (14/08/2020)).



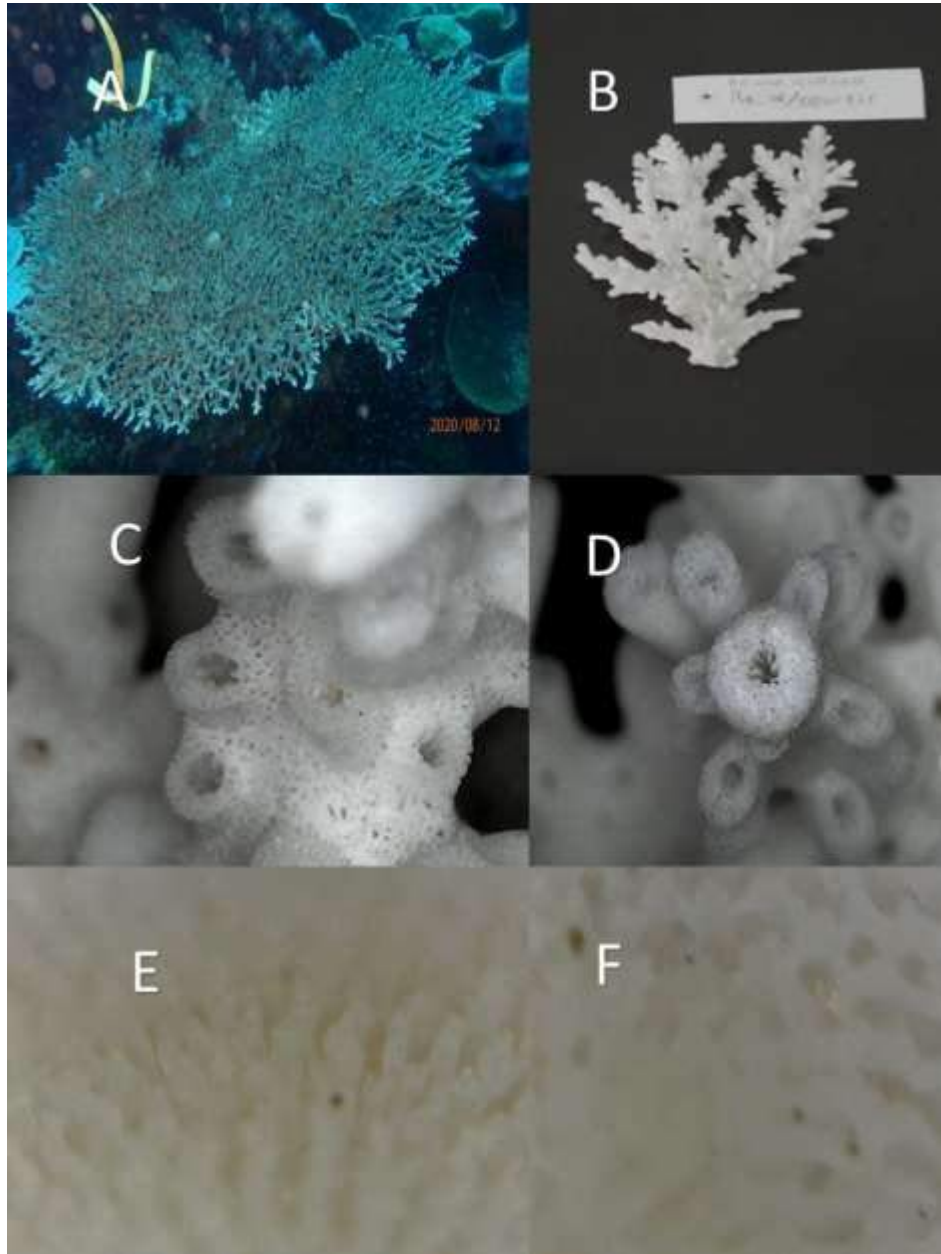
(Spesimen *Acropora hyacinthus* P. Kodingareng Keke: A. Foto di alam; B. Spesimen kerangk; C. Korallit radial; D. Korallit aksial; E,F. Konestum. Nomor sampel 33: RF_33/ P8120749 (12/08/2020)).



(Spesimen *Acropora hyacinthus* P. Kodingareng Keke: A. Foto di alam; B. Spesimen kerangka; C. Korallit radial; D. Korallit aksial; E,F. Konestum. Nomor sampel 38: RF_38/ P8120788 (12/08/2020)).

b) *Acropora paniculata*


Nomor Kode: Kodingareng Keke: PB120465, di Makassar.



(Spesimen *Acropora paniculata* P. Kodingareng Keke: A. Foto di alam; B. Spesimen kerangk; C. Korallit radial; D. Korallit aksial; E,F. Konestum. Nomor sampel 6: RB_06/PB120465 (12/08/2020)).

c) *Acropora microclados*

Nomor Kode: Kodingareng Keke: P8120690, di Makassar.



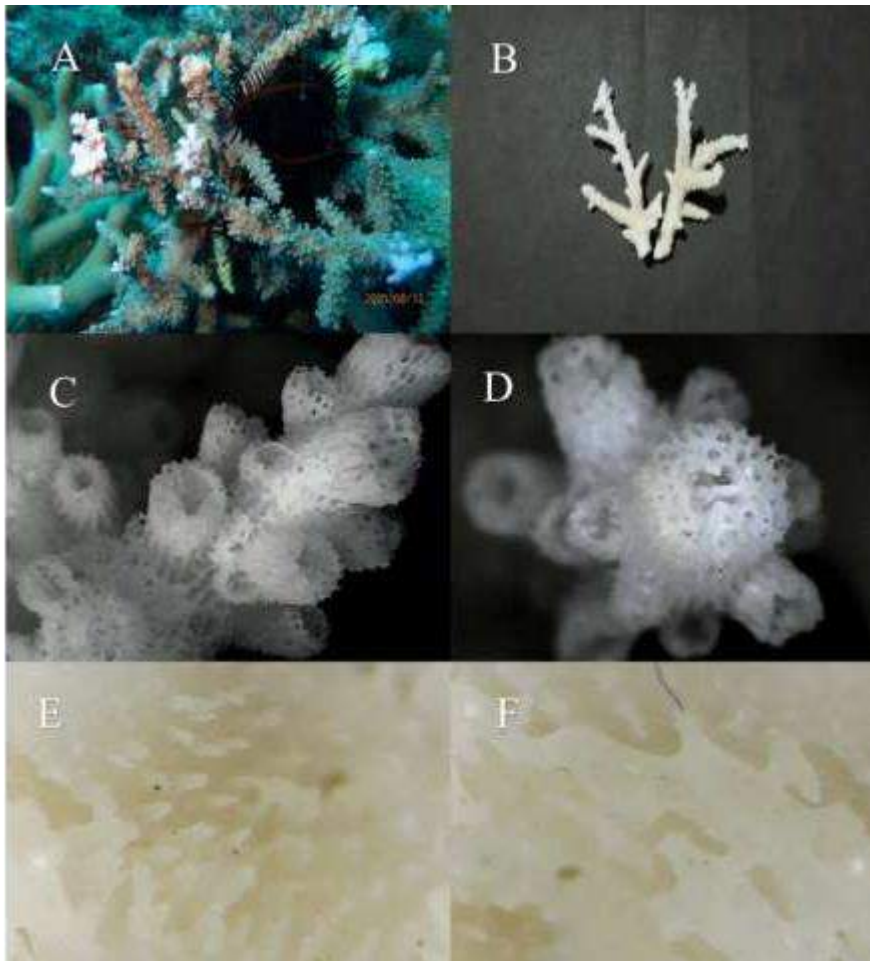
(Spesimen *Acropora microclados* P. Kodingareng Keke: A. Foto di alam; B. Spesimen kerangka; C. Korallit radial; D. Korallit aksial; E,F. Konestum. Nomor sampel 25: RF_25/ P8120690 (12/08/2020)).

Lampiran 4. Kelompok *horrida*


Life form umumnya bentuk *tubular*, *oblique opening* (berbentuk seperti tabung atau *miring*), *tubular*, *round oblique*, *tubular* dan *sub-iersed* pada radial corallite-nya, *coenestum*-nya umumnya berbentuk *Elaborated spinules-reticulate*, *Elaborated spinules*, dan *Reticulate* dan *simple spinules*. Serta life form-nya umumnya berbentuk *Irregular arborescent* dan *Arborescent Acropora*.

a) *Acropora horrida* (Dana, 1846)

Nomor Kode: Kodingareng Keke: P8120482 dan P8120486, di Makassar.




(Spesimen *Acropora horrida* P. Kodingareng Keke: A. Foto di alam; B. Spesimen kerangk; C. Korallit radial; D. Korallit aksial; E,F. Konestum. Nomor sampel 9: RB_09/P8120482 (12/08/2020)).




(Spesimen *Acropora horrida* P. Kodingareng Keke: A. Foto di alam; B. Spesimen kerangk; C. Korallit radial; D. Korallit aksial; E,F. Konestum. Nomor sampel 10: RB_10/P8120486 (12/08/2020)).

b) *Acropora abrolhosensis* (Dana, 1846)


Nomor Kode: Kodingareng Keke: P8120608; Barrang Lompo: IMG_0388 dan IMG_0402, di Makassar.



(Spesimen *Acropora abrolhosensis* P. Barrang Lompo: A. Foto di alam; B. Spesimen kerang; C. Korallit radial; D. Korallit aksial; E,F. Konestum. Nomor sampel 24: Barranglompo_29/IMG_0402 (14/08/2020)).




(Spesimen *Acropora abrolhosensis* P. Barrang Lompo: A. Foto di alam; B. Spesimen kerangk; C. Korallit radial; D. Korallit aksial; E,F. Konestum. Nomor sampel 23: Barranglompo_28/IMG_0388 (14/08/2020)).




(Spesimen *Acropora abrolhosensis* P. Kodingareng Keke: A. Foto di alam; B. Spesimen kerangk; C. Koralit radial; D. Koralit aksial; E,F. Konestum. Nomor sampel 54: RS_54/ P8120608 (12/08/2020)).

c) *Acropora microphthalma* (Verrill, 1869)


Nomor Kode: Kodingareng Keke: P8120453 dan P8120498; Barrang Lompo: P8140687; dan Bonetambung: P8140463, P8140484, dan P8140593, di Makassar.




(Spesimen *Acropora microphthalma* P. Barrang Lompo: A. Foto di alam; B. Spesimen kerangk; C. Korallit radial; D. Korallit aksial; E,F. Konestum. Nomor sampel 5: Barranglompo_06/P8140687 (14/08/2020)).




(Spesimen *Acropora microphthalma* P. Bonetambung: A. Foto di alam; B. Spesimen kerang; C. Korallit radial; D. Korallit aksial; E,F. Konestum. Nomor sampel 10: Bonetambung_10/ P8140484 (14/08/2020)).




(Spesimen *Acropora microphthalmal* P. Kodingareng Keke: A. Foto di alam; B. Spesimen kerangk; C. Korallit radial; D. Korallit aksial; E,F. Konestum. Nomor sampel 3: RB_03/P8120453 (12/08/2020)).



(Spesimen *Acropora microphthalmal* P. Kodingareng Keke: A. Foto di alam; B. Spesimen kerangk; C. Korallit radial; D. Korallit aksial; E,F. Konestum. Nomor sampel 12: RB_12/ P8120498 (12/08/2020)).




(Spesimen *Acropora microphthalma* P. Bonetambung: A. Foto di alam; B. Spesimen kerangk; C. Korallit radial; D. Korallit aksial; E,F. Konestum. Nomor sampel 6: Bonetambung_06/P8140463 (14/08/2020)).



(Spesimen *Acropora microphtalma* P. Bonetambung: A. Foto di alam; B. Spesimen kerangk; C. Korallit radial; D. Korallit aksial; E,F. Konestum. Nomor sampel 18: Bonetambung_18/ P8140593 (14/08/2020)).

d) *Acropora vaughani* (Ehrenberg, 1834)

Nomor Kode: Kodingareng Keke: P8120667, di Makassar.




(Spesimen *Acropora vaughani* P. Kodingareng Keke: A. Foto di alam; B. Spesimen kerangk; C. Koralit radial; D. Koralit aksial; E,F. Konestum. Nomor sampel 22: RF_22/P8120667 (12/08/2020)).

Lampiran 5. Kelompok *divaricata*

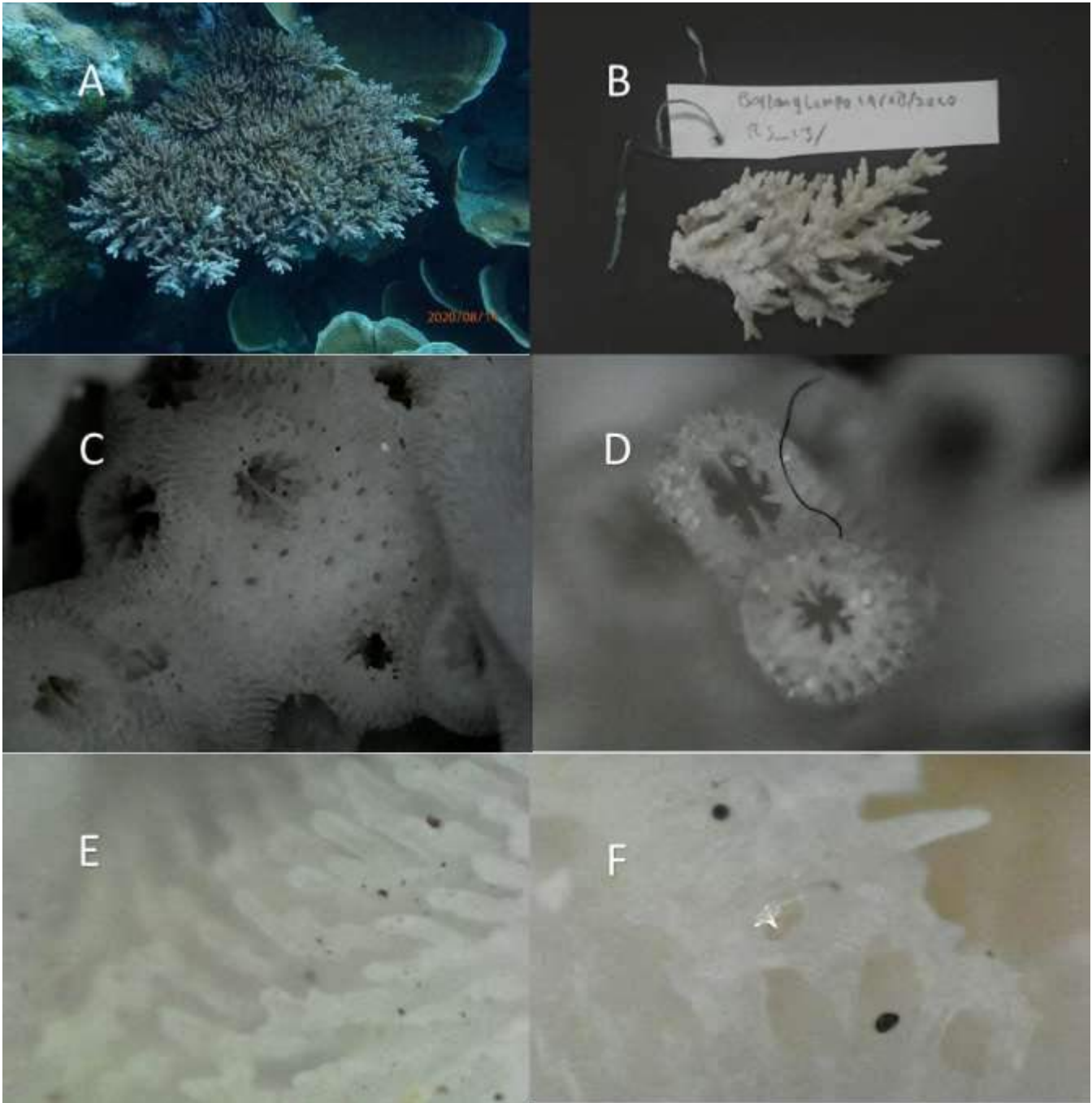
Life form umumnya bentuk *tubular*, *round oblique* dan *dimidiate opening*, *appressed tubular*, *round openings* dan *tubular*, *nariform opening*, *nariform*, *appressed tubo-nariform* pada *radial corallite*-nya, *coenestum*-nya umumnya memiliki bentuk *Costate-Reticulate-Simple spinules*, *Reticulate* dan *forked spinules*, *costate-reticulate-forked spinules* dan life form-nya umumnya berbentuk *Arborescent table Acropora*, *Table Acropora*, *Caepitose-Corymbose Acropora*.

a) *Acropora divaricata* (Ehrenberg, 1834)

Nomor Kode: Bonetambung: P8140444; Barrang Lompo: P8140735, di Makassar.



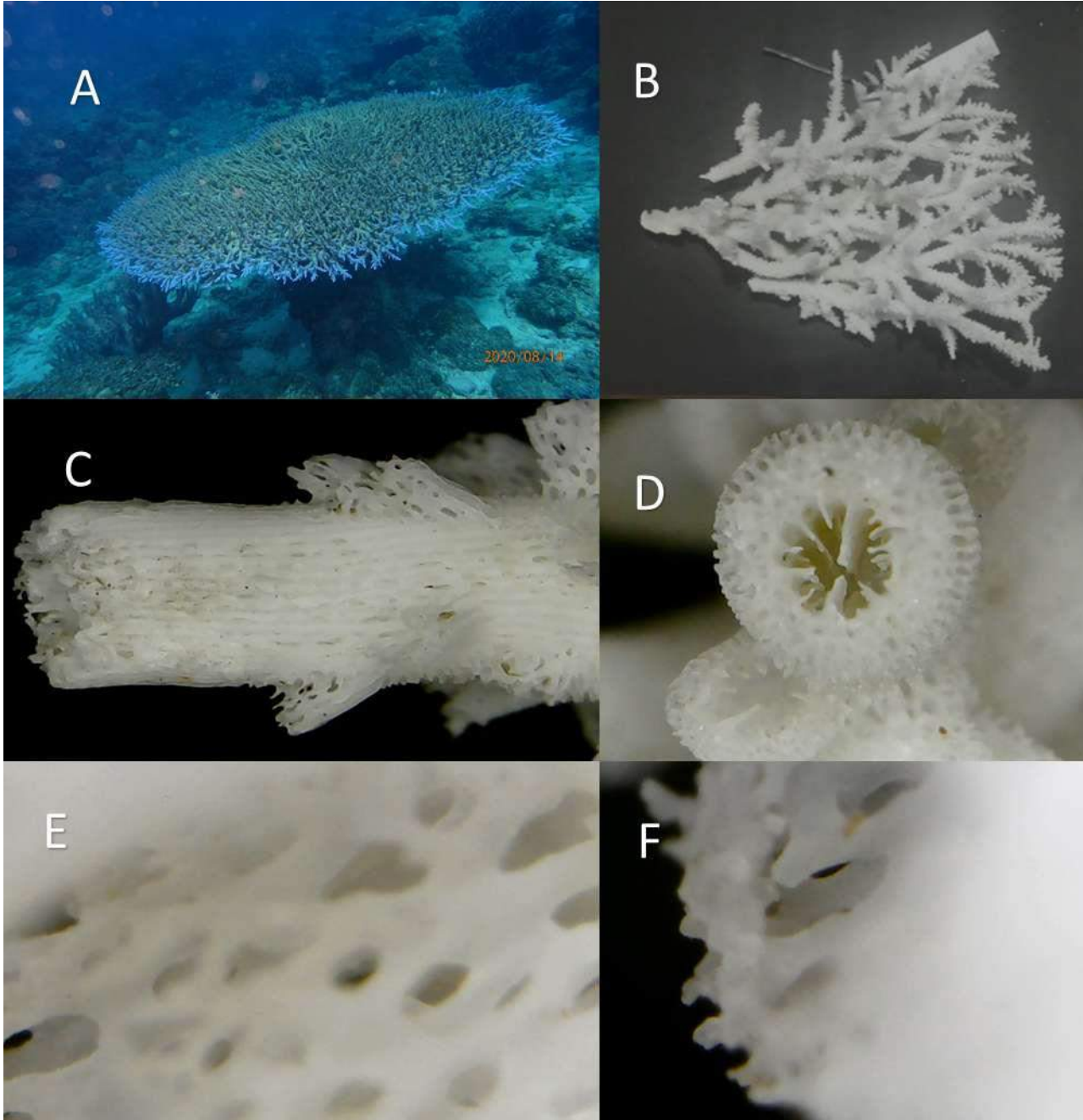
(Spesimen *Acropora divaricate* P. Bonetambung: A. Foto di alam; B. Spesimen kerangk; C. Korallit radial; D. Korallit aksial; E,F. Konestum. Nomor sampel 27: Bonetambung_27/ P8140444 (14/08/2020)).




(Spesimen *Acropora divaricate* P. Bonetambung: A. Foto di alam; B. Spesimen kerangka; C. Koralit radial; D. Koralit aksial; E,F. Konestum. Nomor sampel 10: Barranglompo_11/P8140735 (14/08/2020)).

b) *Acropora solitaryensis*


Nomor Kode: Barrang Lompo: P8140674; Kodingareng Keke: P8140692 dan P814069; Bontemabung: P8140541, di Makassar.



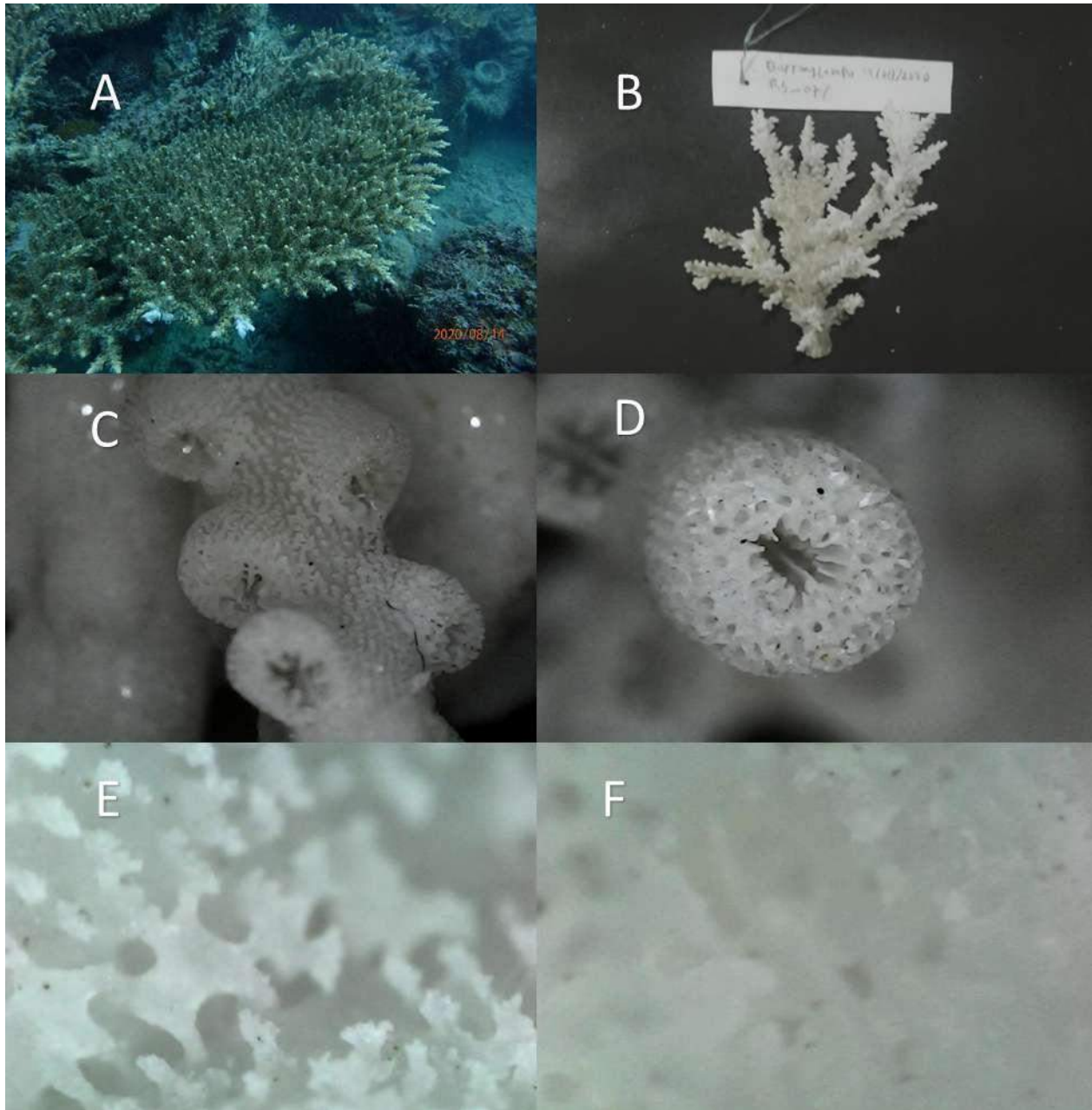
(Spesimen *Acropora solitaryensis* P. Bonetambung: A. Foto di alam; B. Spesimen kerangk; C. Korallit radial; D. Korallit aksial; E,F. Konestum. Nomor sampel 1: Bonetambung_01/ P8140541 (14/08/2020)).



(Spesimen *Acropora solitaryensis* P. Barrang Lompo: A. Foto di alam; B. Spesimen kerangk; C. Korallit radial; D. Korallit aksial; E,F. Konestum. Nomor sampel 7: Barranglompo_07/P8140692 (14/08/2020)).



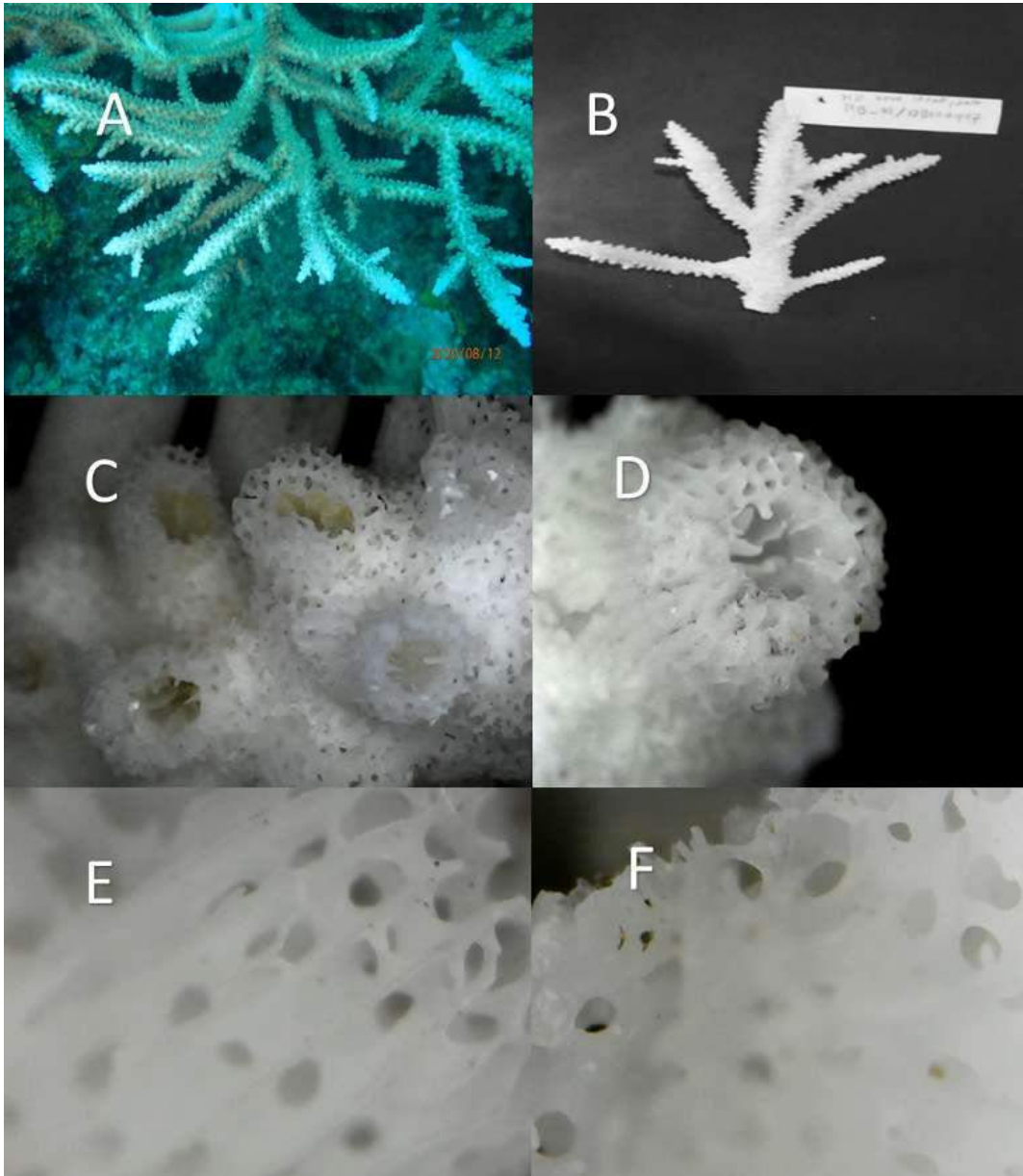
(Spesimen *Acropora solitaryensis* P. Kodingareng Keke: A. Foto di alam; B. Spesimen kerangk; C. Korallit radial; D. Korallit aksial; E,F. Konestum. Nomor sampel 7: RB_07/P8120468 (12/08/2020)).




(Spesimen *Acropora solitaryensis* P. Barrang Lombo: A. Foto di alam; B. Spesimen kerangk; C. Korallit radial; D. Korallit aksial; E,F. Konestum. Nomor sampel 6: Barranglombo_07/P8140691 (14/08/2020)).

c) *Acropora clathrata*

Nomor Kode: Bonetambung: P8140613; Kodingareng Keke: P8120447, di Makassar.



(Spesimen *Acropora clathrata* P. Kodingareng Keke: A. Foto di alam; B. Spesimen kerang; C. Koralit radial; D. Koralit aksial; E,F. Konestum. Nomor sampel 1: R8_01/PB120447 (12/08/2020)).




(Spesimen *Acropora clathrata* P. Bonetambung: A. Foto di alam; B. Spesimen kerangk; C. Korallit radial; D. Korallit aksial; E,F. Konestum. Nomor sampel 21: Bonetambung_21/ P8140613 (14/08/2020)).

Lampiran 6. Kelompok *selago*


Life form umumnya bentuk *cochleariform* (bentuknya seperti rumah siput), *cochleariform* dan *labellate*, *nariform* dan *labellate straight lip* pada radial corallite-nya, coenestum-nya umumnya berbentuk *costate-simple spinules-reticulate*, *costate* dan *simple spinules*, *costate*. Serta life form-nya umumnya berbentuk *Corymbose Acropora* dan *Arborescent Acropora*.

a) *Acropora yongei*


Nomor Kode: Kodingareng Keke: P8120775, P8120704, P8120713, P8120646, dan P8120651, di Makassar.




(Spesimen *Acropora yongei* P. Kodingareng Keke: A. Foto di alam; B. Spesimen kerangk; C. Korallit radial; D. Korallit aksial; E,F. Konestum. Nomor sampel 26: RF_26/P8120704 (12/08/2020)).




(Spesimen *Acropora yongei* P. Kodingareng Keke: A. Foto di alam; B. Spesimen kerangk; C. Koralit radial; D. Koralit aksial; E,F. Konestum. Nomor sampel 36: RF_36/P8120775 (12/08/2020)).



(Spesimen *Acropora yongei* P. Kodingareng Keke: A. Foto di alam; B. Spesimen kerangk; C. Koralit radial; D. Koralit aksial; E,F. Konestum. Nomor sampel 17: RF_17/P8120646 (12/08/2020)).




(Spesimen *Acropora yongei* P. Kodingareng Keke: A. Foto di alam; B. Spesimen kerangk; C. Koralit radial; D. Koralit aksial; E,F. Konestum. Nomor sampel 18: RF_18/P8120651 (12/08/2020)).



(Spesimen *Acropora yongei* P. Kodingareng Keke: A. Foto di alam; B. Spesimen kerangk; C. Korallit radial; D. Korallit aksial; E,F. Konestum. Nomor sampel 27: RF_27/P8120713 (12/08/2020)).

b) *Acropora tenuis*


Nomor Kode: Barrang Lompo: P7230323, di Makassar.



(Spesimen *Acropora tenuis* P. Barrang Lompo: A. Foto di alam; B. Spesimen kerangk; C. Korallit radial; D. Korallit aksial; E,F. Konestum. Nomor sampel 31: Barranglompo_36/P7230323 (14/08/2020)).

c) *Acropora loissetae*


Nomor Kode: Bonetambung: P8140509, di Makassar.



(Spesimen *Acropora loissetae* P. Bonetambung: A. Foto di alam; B. Spesimen kerangk; C. Korallit radial; D. Korallit aksial; E,F. Konestum. Nomor sampel 13: Bonetambung_13/ P8140509 (14/08/2020)).

d) *Acropora selago*

Nomor Kode: Kodingareng Keke: P8120473, di Makassar.



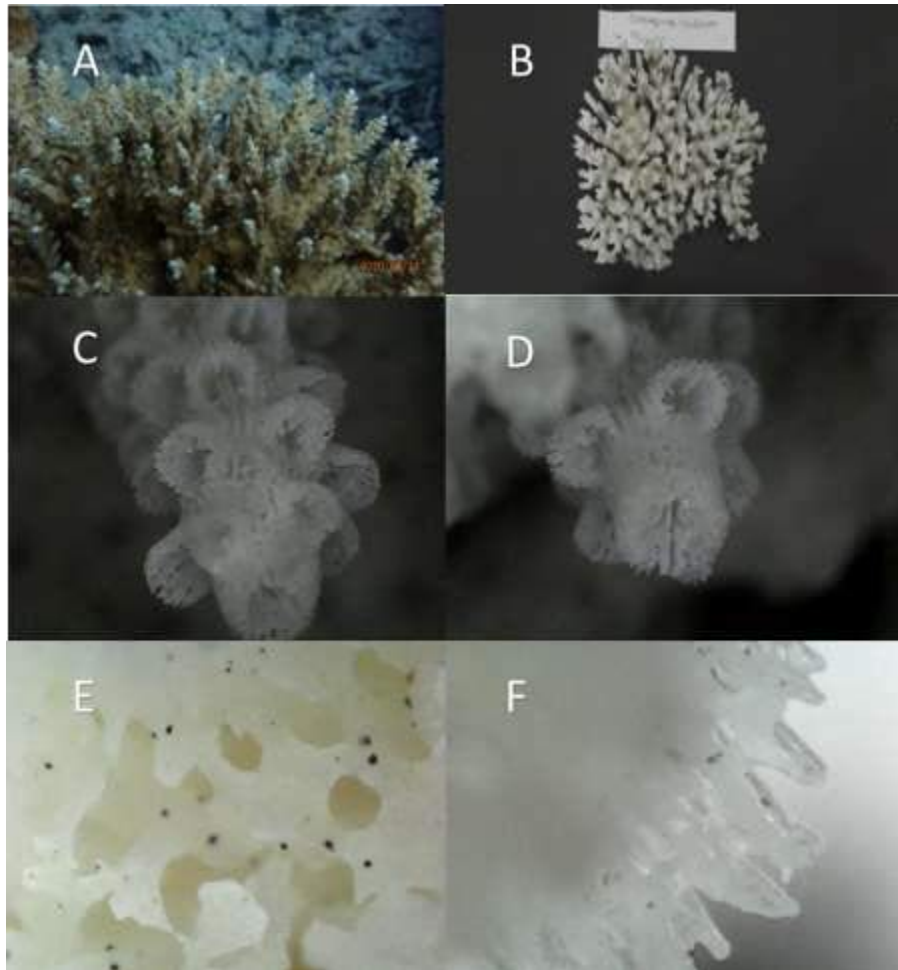
(Spesimen *Acropora selago* P. Kodingareng Keke: A. Foto di alam; B. Spesimen kerangk; C. Korallit radial; D. Korallit aksial; E,F. Konestum. Nomor sampel 8: RB_08/P8120473 (12/08/2020)).

Lampiran 7. Kelompok *latistella*

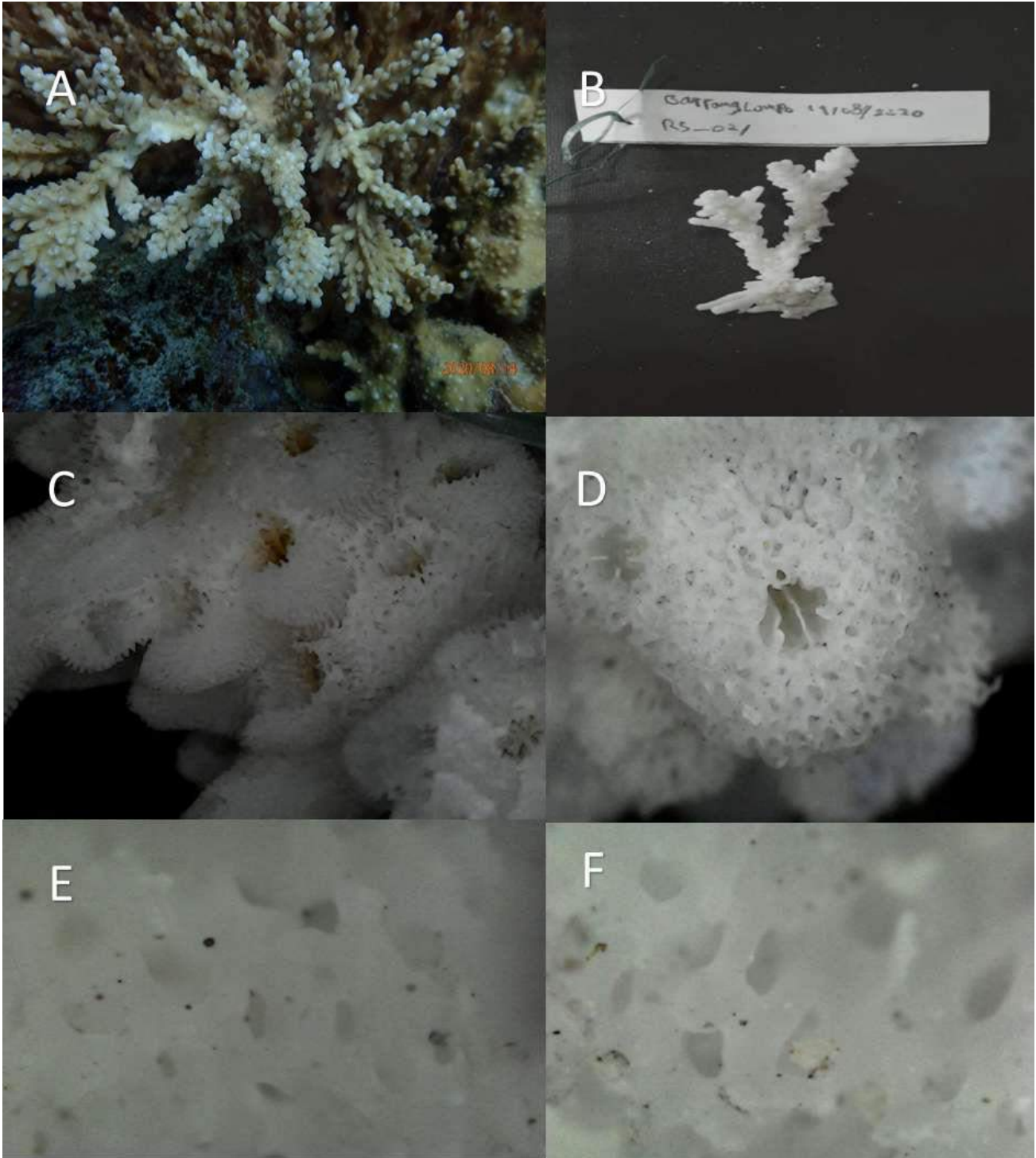
Life form umumnya bentuk *appressed tubular*, *rounded openings*, *appressed tubular*, *oblique openings*, *appressed tubular* dan *dimidiate openings* pada radial corallite-nya, coenestum-nya umumnya berbentuk *Reticulate* dan *simple spinules*, *costate-simple spinules-reticulate*, *Costate*. Serta life form-nya umumnya berbentuk *Corymbose Acropora* dan *Table Acropora*.

a) *Acropora aculeus*


Nomor Kode: Kodingareng Keke: P8120501; Barrang Lompo: P8140673 dan P8140674, di Makassar.



(Spesimen *Acropora aculeus* P. Barrang Lompo: A. Foto di alam; B. Spesimen kerangk; C. Korallit radial; D. Korallit aksial; E,F. Konestum. Nomor sampel 1: Barranglompo_01/ P8140673 (14/08/2020)).




(Spesimen *Acropora aculeus* P. Barrang Lombo: A. Foto di alam; B. Spesimen kerangk; C. Koralit radial; D. Koralit aksial; E,F. Konestum. Nomor sampel 2: Barranglombo_02/P8140674 (14/08/2020)).




(Spesimen *Acropora aculeus* P. Kodingareng Keke: A. Foto di alam; B. Spesimen kerangk; C. Korallit radial; D. Korallit aksial; E,F. Konestum. Nomor sampel 13: RB_13/P8120501 (12/08/2020)).

b) *Acropora latistella*

Nomor Kode: Kodingareng Keke: P8120588 dan P8120523, di Makassar.




(Spesimen *Acropora latistella* P. Kodingareng Keke: A. Foto di alam; B. Spesimen kerangk; C. Koralit radial; D. Koralit aksial; E,F. Konestum. Nomor sampel 50: RS_50/P8120588 (12/08/2020)).




(Spesimen *Acropora latistella* P. Kodingareng Keke: A. Foto di alam; B. Spesimen kerangk; C. Korallit radial; D. Korallit aksial; E,F. Konestum. Nomor sampel 15: RB_18/P8120523 (12/08/2020)).

c) *Acropora subulata*


Nomor Kode: Kodingareng Keke: P8120659 dan P8120747; Bonetambung:
P8140518, di Makassar.



(Spesimen *Acropora subulata* P. Kodingareng Keke: A. Foto di alam; B. Spesimen kerangk; C. Korallit radial; D. Korallit aksial; E,F. Konestum. Nomor sampel 32: RF_32/ P8120747 (12/08/2020)).



(Spesimen *Acropora subulata* P. Bonetambung: A. Foto di alam; B. Spesimen kerangk; C. Korallit radial; D. Korallit aksial; E,F. Konestum. Nomor sampel 14: Bonetambung_14/ P8140518 (14/08/2020)).




(Spesimen *Acropora subulata* P. Kodingareng Keke: A. Foto di alam; B. Spesimen kerang; C. Korallit radial; D. Korallit aksial; E,F. Konestum. Nomor sampel 20: RF_20/P8120659 (12/08/2020)).

Lampiran 8. Kelompok *nasuta*


Life form umumnya bentuk *nariform*, *rounded openings* dan *dimidiate openings*, *tubular*, *rounded openings* dan *nariform openings* pada radial corallite-nya, coenestum-nya umumnya berbentuk *costate-reticulate*, *reticulate-simple spinules*. Serta life form-nya umumnya berbentuk *Corymbose Acropora*.

a) *Acropora secale*

Nomor Kode: Kodingareng Keke: P8120575 dan P8120583, di Makassar.




(Spesimen *Acropora secale* P. Kodingareng Keke: A. Foto di alam; B. Spesimen kerangk; C. Korallit radial; D. Korallit aksial; E,F. Konestum. Nomor sampel 47: RS_47/P8120575 (12/08/2020)).




(Spesimen *Acropora secale* P. Kodingareng Keke: A. Foto di alam; B. Spesimen kerangk; C. Korallit radial; D. Korallit aksial; E,F. Konestum. Nomor sampel 49: RS_49/P8120583 (12/08/2020)).

b) *Acropora nasuta*


Nomor Kode: Kodingareng Keke: P8120737, P8120806, dan P8120658; Barrang Lompo: IMG_0370, di Makassar.




(Spesimen *Acropora nasuta* P. Barrang Lompo: A. Foto di alam; B. Spesimen kerangk; C. Korallit radial; D. Korallit aksial; E,F. Konestum. Nomor sampel 21: Barranglompo_26/IMG_0370 (14/08/2020)).



(
(Spesimen *Acropora nasuta* P. Kodingareng Keke: A. Foto di alam; B. Spesimen kerangk; C. Korallit radial; D. Korallit aksial; E,F. Konestum. Nomor sampel 30: RF_30/P8120737 (12/08/2020)).



(Spesimen *Acropora nasuta* P. Kodingareng Keke: A. Foto di alam; B. Spesimen kerangk; C. Korallit radial; D. Korallit aksial; E,F. Konestum. Nomor sampel 19: RF_19/P8120658 (12/08/2020)).



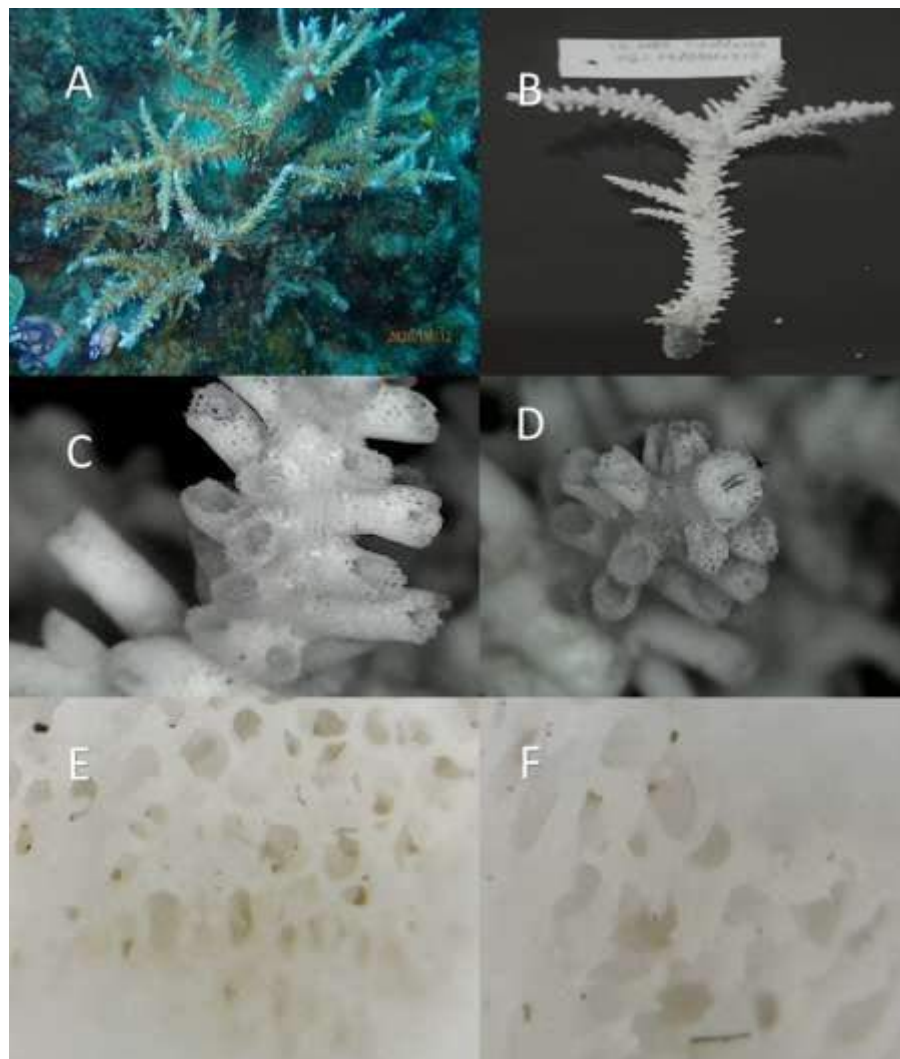
(Spesimen *Acropora nasuta* P. Kodingareng Keke: A. Foto di alam; B. Spesimen kerangk; C. Korallit radial; D. Korallit aksial; E,F. Konestum. Nomor sampel 43: RF_43/P8120806 (12/08/2020)).

Lampiran 9. Kelompok *echinata*

Life form umumnya bentuk *Rounded tubular-appressed tubular, oblique openings, appressed tubular-nariform openings-iersed, appressed tubular with round, oval*, pada radial corallite-nya, *coenestum*-nya umumnya berbentuk *Elaborated spinules-reticulate, Costate, elaborated spinules*; dan life form-nya umumnya berbentuk *Hispidose Acropora*.

a) *Acropora echinata* (Wallace and Wolstenholme, 1998)


Nomor Kode: Kodingareng Keke: P8120458; Bonetambung: P8140526, di Makassar.



(Spesimen *Acropora echinata* P. Kodingareng Keke: A. Foto di alam; B. Spesimen kerangk; C. Korallit radial; D. Korallit aksial; E,F. Konestum. Nomor sampel 4: RB_04/P8120458 (12/08/2020)).

b) *Acropora longicyathus*


Nomor Kode: Bonetambung: P8140451, di Makassar.



(Spesimen *Acropora longicyathus* P. Bonetambung: A. Foto di alam; B. Spesimen kerangk; C. Korallit radial; D. Korallit aksial; E,F. Konestum. Nomor sampel 3: Bonetambung_03/P8140451 (14/08/2020)).

c) *Acropora elseyi*

Nomor Kode: Kodingareng Keke: P8120458, di Makassar.




(Spesimen *Acropora elseyi* P. Kodingareng Keke: A. Foto di alam; B. Spesimen kerangk; C. Koralit radial; D. Koralit aksial; E,F. Konestum. Nomor sampel 2: RB_02/P8120450 (12/08/2020)).

Lampiran 10. Kelompok *aspera*


Life form umumnya bentuk *labellate-rounded lip*, *labellate and sub-iersed*, *rounded lip*, *sub-iersed*, *iersed* pada *radial corallite*-nya, *coenestum*-nya umumnya memiliki bentuk *Costate-Reticulate-Simple spnules*, *costate-reticulate* dan life form-nya umumnya berbentuk *Corymbose Acropora* dan *Arborescent Acropora*.

a) *Acropora millepora* (Ehrenberg, 1834)


Nomor Kode: Kodingareng Keke: P8120733, P8120791, dan P8120795; Barrang Lompo: IMG_0413; Bonetambung: P8140456, di Makassar.




(Spesimen *Acropora millepora* P. Kodingareng Keke: A. Foto di alam; B. Spesimen kerangka; C. Korallit radial; D. Korallit aksial; E,F. Konestum. Nomor sampel 29: RF_29/P8120733 (12/08/2020)).




(Spesimen *Acropora millepora* P. Kodingareng Keke: A. Foto di alam; B. Spesimen kerang; C. Korallit radial; D. Korallit aksial; E,F. Konestum. Nomor sampel 39: RF_39/P8120791 (12/08/2020)).



(Spesimen *Acropora millepora* P. Kodingareng Keke: A. Foto di alam; B. Spesimen kerangk; C. Koralit radial; D. Koralit aksial; E,F. Konestum. Nomor sampel 40: RF_40/P8120795 (12/08/2020)).




(Spesimen *Acropora millepora* P. Barrang Lombo: A. Foto di alam; B. Spesimen kerangk; C. Korallit radial; D. Korallit aksial; E,F. Konestum. Nomor sampel 26: Barranglombo_31/IMG_0413 (14/08/2020)).




(Spesimen *Acropora millepora* P. Bonetambung: A. Foto di alam; B. Spesimen kerangk; C. Korallit radial; D. Korallit aksial; E,F. Konestum. Nomor sampel 4: Bonetambung_04/P8140456 (14/08/2020)).

b) *Acropora pulchra* (Brook, 1891)

Nomor Kode: Kodingareng Keke: P8120809; Bonetambung: P8140666, di Makassar.




(Spesimen *Acropora pulchra* P. Kodingareng Keke: A. Foto di alam; B. Spesimen kerang; C. Koralit radial; D. Koralit aksial; E,F. Konestum. Nomor sampel 44: RF_44/P8120809 (12/08/2020)).




(Spesimen *Acropora pulchra* P. Bonetambung: A. Foto di alam; B. Spesimen kerangk; C. Korallit radial; D. Korallit aksial; E,F. Konestum. Nomor sampel 26: Bonetambung_26/ P8140666 (14/08/2020)).

c) *Acropora aspera* (Dana, 1846)

Nomor Kode: Kodingareng Keke; P8120809; dan P8120617; Bonetambung: P8140598, di Makassar.



(Spesimen *Acropora aspera* P. Bonetambung: A. Foto di alam; B. Spesimen kerangk; C. Korallit radial; D. Korallit aksial; E,F. Konestum. Nomor sampel 19: Bonetambung_19/ P8140598 (14/08/2020)).



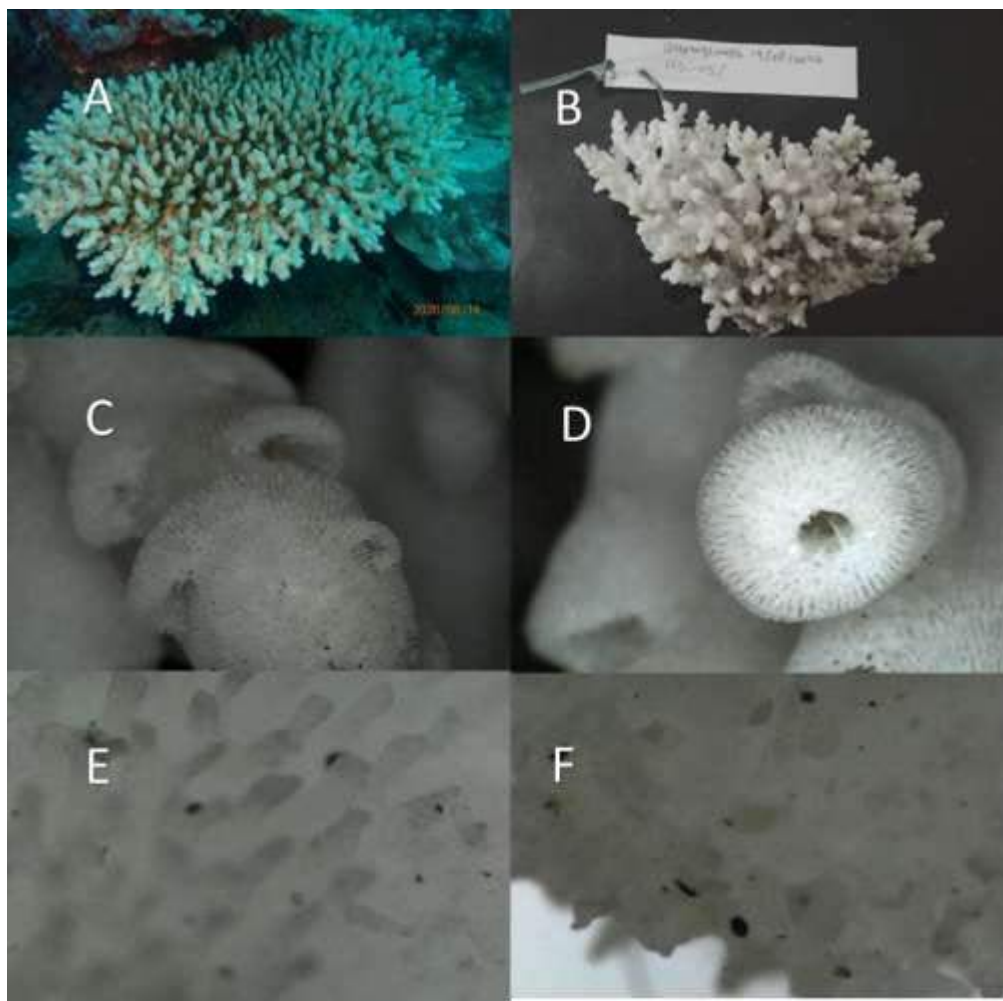
(Spesimen *Acropora aspera* P. Kodingareng Keke: A. Foto di alam; B. Spesimen kerangk; C. Koralit radial; D. Koralit aksial; E,F. Konestum. Nomor sampel 55: RS_55/P8120617 (12/08/2020)).

Lampiran 11. Kelompok *Ioripes*

Life form umumnya bentuk *appressed tubular*, *rounded openings*, *appressed tubular*, *rounded openings* dan *nariform openings*, *appressed tubular* dan *nariform*, *oblique openings* pada radial corallite-nya, coenestum-nya umumnya berbentuk *elaborated spinules* dan *simple spinules*. Serta life form-nya umumnya berbentuk *Plate Acropora* dan *Hispidose-Corymbose-Caespito corymbose-Plate*.

a) *Acropora granulosa*


Nomor Kode: **Barrang Lompo: P8140682, di Makassar.**




(Spesimen *Acropora granulosa* P. Barrang Lompo: A. Foto di alam; B. Spesimen kerangk; C. Korallit radial; D. Korallit aksial; E,F. Konestum. Nomor sampel 4: Barranglompo_04/P8140682 (14/08/2020)).

b) *Acropora loripes*


Nomor Kode: Kodingareng Keke: P8120461, P8120493, dan P8120547, di Makassar.



(Spesimen *Acropora loripes* P. Kodingareng Keke: A. Foto di alam; B. Spesimen kerangk; C. Korallit radial; D. Korallit aksial; E,F. Konestum. Nomor sampel 5: RB_05/P8120461 (12/08/2020)).



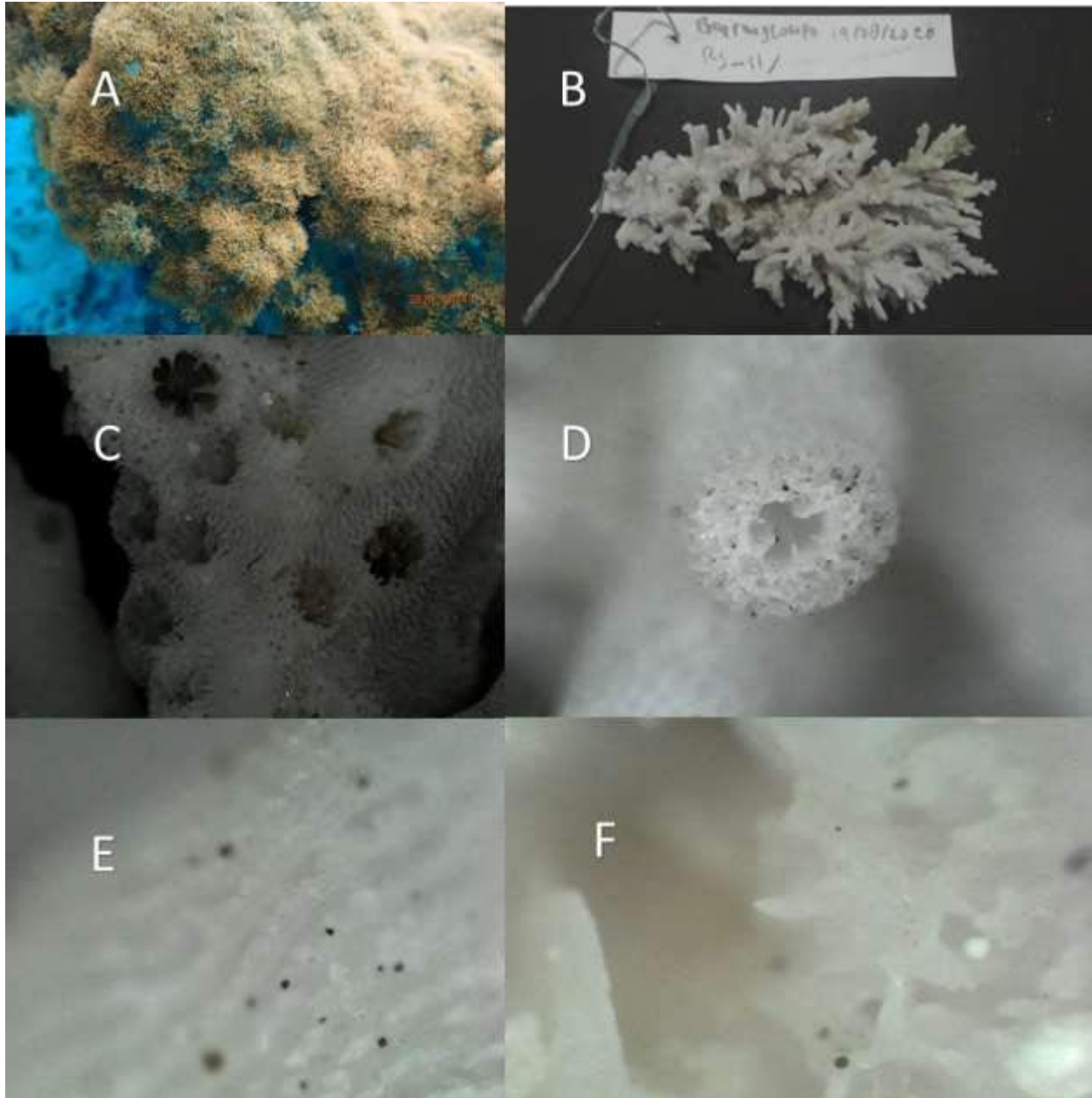
(Spesimen *Acropora loripes* P. Kodingareng Keke: A. Foto di alam; B. Spesimen kerangk; C. Korallit radial; D. Korallit aksial; E,F. Konestum. Nomor sampel 16: RB_16/P8120547 (12/08/2020)).



(Spesimen *Acropora loripes* P. Kodingareng Keke: A. Foto di alam; B. Spesimen kerangk; C. Korallit radial; D. Korallit aksial; E,F. Konestum. Nomor sampel 11: RB_11/P8120493 (12/08/2020)).

c) *Acropora speciosa*

Nomor Kode: **Barrang Lompo**: P8140710, di **Makassar**.




(Spesimen *Acropora speciosa* P. Barrang Lompo: A. Foto di alam; B. Spesimen kerangk; C. Koralit radial; D. Koralit aksial; E,F. Konestum. Nomor sampel 9: Barranglompo_11/P8140710 (14/08/2020)).

Lampiran 12. Kelompok *rudis*


Life form umumnya bentuk *Tubular*, *nariform openings* dan *dimidiate openings* pada radial corallite-nya, *coenestum*-nya umumnya berbentuk *costate-simple spinules-reticulate* dan life form-nya umumnya berbentuk *Arborescent table Acropora*.

a) *Acropora austera*


Nomor Kode: Barrang Lompo: IMG_0346, IMG_0347, dan IMG_0354, di Makassar.



(Spesimen *Acropora austere* P. Barrang Lompo: A. Foto di alam; B. Spesimen kerangk; C. Korallit radial; D. Korallit aksial; E,F. Konestum. Nomor sampel 17: Barranglompo_21/ IMG_0346 (14/08/2020)).



(Spesimen *Acropora austera* P. Barrang Lompo: A. Foto di alam; B. Spesimen kerangk; C. Korallit radial; D. Korallit aksial; E,F. Konestum. Nomor sampel 18: Barranglombo_22/IMG_0347 (14/08/2020)).




(Spesimen *Acropora austere* P. Barrang Lompo: A. Foto di alam; B. Spesimen kerangk; C. Korallit radial; D. Korallit aksial; E,F. Konestum. Nomor sampel 19: Barranglompo_23/IMG_0354 (14/08/2020)).

Lampiran 13. Kelompok *robusta*


Life form umumnya bentuk *dimidiate*, *oblique openings* dan *sub-iersed* pada radial corallite-nya, coenestum-nya umumnya berbentuk *costate-simple spinules-reticulate*. Serta life form-nya umumnya berbentuk *Arborescent Acropora*.

a) *Acropora intermedia*


Nomor Kode: Kodingareng Keke: P8120678 dan P8120599; Barrang Lompo:IMG_0341, di Makassar.



(Spesimen *Acropora intermedia* P. Kodingareng Keke: A. Foto di alam; B. Spesimen kerangk; C. Korallit radial; D. Korallit aksial; E,F. Konestum. Nomor sampel 52: RS_52/ P8120599 (12/08/2020)).



(Spesimen *Acropora intermedia* P. Barrang Lompo: A. Foto di alam; B. Spesimen kerangk; C. Koralit radial; D. Koralit aksial; E,F. Konestum. Nomor sampel 16: Barranglompo_20/IMG_0341 (14/08/2020)).




(Spesimen *Acropora intermedia* P. Kodingareng Keke: A. Foto di alam; B. Spesimen kerangk; C. Korallit radial; D. Korallit aksial; E,F. Konestum. Nomor sampel 24: RF_24/ P8120678 (12/08/2020)).

Lampiran 14. Kelompok Non Group *Acropora*

Life form umumnya bentuk *Labellate*, *appressed tubular* dan *tubular*, *oblique openings*, *tubular*, *oblique openings*, *appressed tubular* dan *tubular*, *oblique openings*, *Labellate*, *tubular*, *nariform openings* dan *labellate*, *rounded lip* pada radial corallite-nya, *coenestum*-nya umumnya berbentuk *Costate*, *costate* dan *simple spinules*, *costate* dan *reticulate*, *costate* dan *simple spinules*, *Costate*, *costate* dan *reticulate*. Serta life form-nya umumnya berbentuk *Corymbose Acropora*, *Irregular Hispidose*, *Arborescent Acropora*, *Hispidose Acropora*, *Table Acropora*.

a) *Acropora nobilis*


Nomor Kode: Bonetambung: P8140580, di Makassar.



(Spesimen *Acropora nobilis* P. Bonetambung: A. Foto di alam; B. Spesimen kerangk; C. Korallit radial; D. Korallit aksial; E,F. Konestum. Nomor sampel 17: Bonetambung_17/ P8140580 (14/08/2020)).

b) *Acropora akajimensis*


Nomor Kode: Bonetambung: P8140526, di Makassar.




(Spesimen *Acropora akajimensis* P. Bonetambung: A. Foto di alam; B. Spesimen kerangk; C. Korallit radial; D. Korallit aksial; E,F. Konestum. Nomor sampel 15: Bonetambung_15/ P8140526 (14/08/2020)).

c) *Acropora prostrata*

Nomor Kode: Bonetambung: P8120740 dan P8120782, di Makassar.




(Spesimen *Acropora prostrata* P. Kodingareng Keke: A. Foto di alam; B. Spesimen kerangk; C. Korallit radial; D. Korallit aksial; E,F. Konestum. Nomor sampel 37: RF_37/P8120782 (12/08/2020)).



(Spesimen *Acropora prostrata* P. Kodingareng Keke: A. Foto di alam; B. Spesimen kerangk; C. Korallit radial; D. Korallit aksial; E,F. Konestum. Nomor sampel 31: RF_31/P8120740 (12/08/2020)).

d) *Acropora bifurcata*


Nomor Kode: Kodingareng Keke: P8120519, di Makassar.



(Spesimen *Acropora bifurcata* P. Kodingareng Keke: A. Foto di alam; B. Spesimen kerangk; C. Korallit radial; D. Korallit aksial; E,F. Konestum. Nomor sampel 14: RB_17/P8120519 (12/08/2020)).

e) *Acropora rosaria*

Nomor Kode: **Barrang Lompo**: P8140675, di Makassar.




(Spesimen *Acropora rosaria* P. Barrang Lompo: A. Foto di alam; B. Spesimen kerangk; C. Korallit radial; D. Korallit aksial; E,F. Konestum. Nomor sampel 3: Barranglompo_03/P8140675 (14/08/2020)).

Lampiran 15. Kelompok *florida*

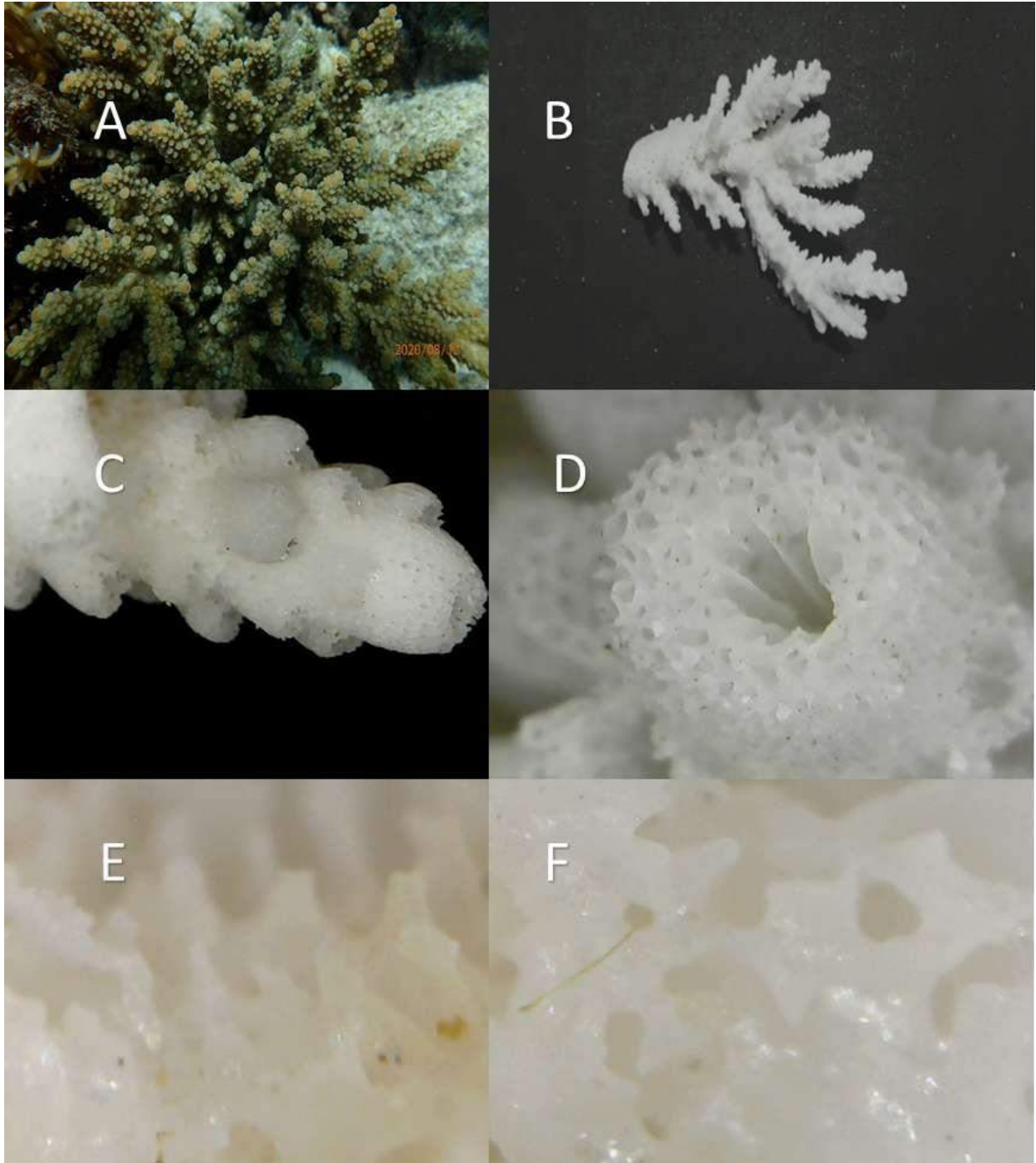
Life form umumnya bentuk *appressed tubular*, *round openings* dan *labellate* pada radial corallite-nya, *coenestum*-nya umumnya berbentuk *costate-simple spinules-reticulate*. Serta life form-nya umumnya berbentuk *Branches Hispidose*.

a) *Acropora florida*


Nomor Kode: Bonetambung: P8140459; P8140470; dan P8140626, di Makassar.




(Spesimen *Acropora florida* P. Bonetambung: A. Foto di alam; B. Spesimen kerangk; C. Korallit radial; D. Korallit aksial; E,F. Konestum. Nomor sampel 22: Bonetambung_22/ P8140620 (14/08/2020)).



(Spesimen *Acropora florida* P. Kodingareng Keke: A. Foto di alam; B. Spesimen kerangk; C. Korallit radial; D. Korallit aksial; E,F. Konestum. Nomor sampel 42: RF_42/P8120802 (12/08/2020)).



(Spesimen *Acropora florida* P. Kodingareng Keke: A. Foto di alam; B. Spesimen kerangk; C. Korallit radial; D. Korallit aksial; E,F. Konestum. Nomor sampel 28: RF_28/P8120723 (12/08/2020)).




(Spesimen *Acropora florida* P. Kodingareng Keke: A. Foto di alam; B. Spesimen kerangk; C. Korallit radial; D. Korallit aksial; E,F. Konestum. Nomor sampel 35: RF_35/P8120760 (12/08/2020)).

Lampiran 16. Kelompok *Isopora*

Life form umumnya bentuk *appressed tubular*, *rounded openings* pada radial corallite-nya, *coenestum*-nya umumnya berbentuk *meandroid elaborated spinules*. Serta life form-nya umumnya berbentuk *Arborescent*.

a) *Isopora brueggemanni*

Nomor Kode: Barrang Lompo: IMG_0424, di Makassar.



(Spesimen *Isopora brueggemanni* P. Barrang Lompo: A. Foto di alam; B. Spesimen kerangk; C. Korallit radial; D. Korallit aksial; E,F. Konestum. Nomor sampel 29: Barranglompo_34/IMG_0424 (14/08/2020)).

Lampiran 17. Foto penelitian



Gambar 1. Foto dokumentasi penelitian



Gambar 2. Foto pengambilan dan pengumpulan sampel di laut



Gambar 3. Foto preparasi dan penyiapan specimen.



Gambar 4. Foto identifikasi sampel specimen karang.

Lampiran 18. Data Oseanografi

Tanggal	Latitude	Longitude	GPS	Nama Pulau	Waktu	pH	DO	Conductivity	Turbidity	Temp	Salinity	TDS	Klorofil	NO3	NH4
12 Agustus 2020	5,10398	119,28442	180	Kodingareng Keke	11.50 (siang)	7,97	8,6	4,43	0,0	28,6	29,4	48,8	20,2	0,61	,0,8
14 Agustus 2020	5,04454	119,27147	181	Boneta mbung	9.00 (Pagi)	7,95	8,25	4,54	0,0	28,6	29,4	48,8	20,2	0,61	,0,8
14 Agustus 2020	5,04454	199,27147	182	Barrang Lompo	2.40 (siang)	8,06	10,62	4,66	0,0	30	31,2	51,1	25,5	0,54	0,73
17 Agustus 2020	5,04998	119,32266	184	Barrang Lompo	08.00 (Pagi)	7,99	8,24	4,6	0	28,5	30,5	50,2	19,5	0,6	0,79
17 Agustus 2020	5,05606	119,32860	185/186	Barrang Lompo	08.08 (Pagi)	8	8,16	4,6	0	28,6	30,9	50,9	18,6	0,6	0,78
17 Agustus 2020	5,04114	119,27711	187	Boneta mbung	08.36 (Pagi)	7,9	7,16	4,6	0	28,6	31,1	51,4	18,5	0,6	0,8
17 Agustus 2020	5,04210	119,27360	188	Boneta mbung	8.41 (Pagi)	7,87	7,05	4,6	0	8,6	31,2	51,5	16,5	0,64	0,79