

## DAFTAR PUSTAKA

- Abdulrehman, M. S., Woith, W., Jenkins, S., Kossman, S., & Hunter, G. L. (2016). Exploring Cultural Influences of Self Management of Diabetes in Coastal Kenya: An Ethnography. *Global Qualitative Nursing Research*, 3, 1–13. <https://doi.org/10.1177/2333393616641825>
- Ahmad, J. (2016). Review The diabetic foot. *Diabetes & Metabolic Syndrome: Clinical Research & Reviews*, 10(1), 48–60. <https://doi.org/10.1016/j.dsx.2015.04.002>
- Alavi, A., Sibbald, R. G., Mayer, D., Goodman, L., Botros, M., Armstrong, D. G., ... Kirsner, R. S. (2014). Diabetic foot ulcers Part I . Pathophysiology and prevention. *Journal of American Dermatology*, 70(1), 1.e1-1.e18. <https://doi.org/10.1016/j.jaad.2013.06.055>
- Amemiya, A., Noguchi, H., Oe, M., Sanada, H., & Mori, T. (2016). Establishment of a measurement method for in shoe pressure and shear stress in specific regions for diabetic ulcer prevention. *IEEE*, 2291–2294.
- Arksey, H., & O'Malley, L. (2005). Scoping studies: Towards a methodological framework. *International Journal of Social Research Methodology: Theory and Practice*, 8(1), 19–32. <https://doi.org/10.1080/1364557032000119616>
- Armstrong, D. G., Boulton, A. J. M., & Bus, S. A. (2017). Diabetic Foot Ulcers and Their Recurrence. *The New England Journal of Medicine*, 376(24), 2367–2375. <https://doi.org/10.1056/NEJMra1615439>
- Arts, M. L. J., Haart, M. De, Bus, S. A., Bakker, J. P. J., Hacking, H. G. A., & Nollet, F. (2014). Perceived usability and use of custom made footwear in diabetic patients at high risk for foot ulceration. *J Rehabil Med*, 46, 357–362. <https://doi.org/10.2340/16501977-1272>
- Barwick, A. L., Netten, J. J. Van, Hurn, S. E., Reed, L. F., & Lazzarini, P. A. (2019). Factors associated with type of footwear worn inside the house: a cross-sectional study, 8, 1–9.
- Basu, S., & Garg, S. (2017). The barriers and challenges toward addressing the social and cultural factors influencing diabetes self-management in Indian populations. *Journal of Social Health and Diabetes*, 5(2). [https://doi.org/10.4103/joshd.J\\_Soc\\_Health\\_Diabetes\\_3\\_17](https://doi.org/10.4103/joshd.J_Soc_Health_Diabetes_3_17)
- Beattie, A. M., Campbell, R., & Vedhara, K. (2012). What ever I do its a lost cause. The emotional and behavioural experiences of individuals who are ulcer free living with the threat of developing further diabetic foot ulcers: a qualitative interview study. *Health Expectations*, 17(3), 429–439. <https://doi.org/10.1111/j.1369-7625.2012.00768.x>
- Beuscher, T. L. (2019). Guidelines for Diabetic Foot Care A Template for the Care of All Feet. *JWOCN*, 46(June), 241–245. <https://doi.org/10.1097/WON.0000000000000532>
- Boulton, A. J. M. (2019). The diabetic foot Key points. *Medicine*, 47(2), 100–105. <https://doi.org/10.1016/j.mpmed.2018.11.001>
- Brown, R. F., Muller, T. R., & Olsen, A. (2019). Social Science & Medicine Australian women's cervical cancer screening attendance as a function of screening barriers and facilitators. *Social Science & Medicine*, 220, 396–402. <https://doi.org/10.1016/j.socscimed.2018.11.038>

- Bus, S. A., Deursen, R. W. van, Armstrong, D. G., Lewis, J. E. A., Caravaggi, C. F., & Cavanagh, P. R. (2015). Footwear and offloading interventions to prevent and heal foot ulcers and reduce plantar pressure in patients with diabetes: a systematic review. *Diabetes Metab Res Rev*, 32(suppl. 1), 99–118. <https://doi.org/10.1002/dmrr>
- Bus, S. A., Netten, J. J. van, Lavery, L. A., Monteiro-Soares, M., Rasmussen, A., Jubiz, Y., & Price, P. E. (2016). IWGDF guidance on the prevention of foot ulcers in at-risk patients with diabetes. *Diabetes/Metabolism Research and Reviews*, 32(suppl. 1), 16–24. <https://doi.org/10.1002/dmrr>
- Canadian Institutes of Health Research, N. S. and E., Research Council of Canada, and S. S. and H. R., & Council. (2018). *Tri-Council Policy Statement: Ethical Conduct for Research Involving Humans*. Canada: Government of Canada.
- Cheema, Z., & Wu, S. (2020). Adherence to Therapeutic Diabetic. Retrieved January 11, 2020, from [www.podiatrym.com](http://www.podiatrym.com)
- Chiriac, A., Podoleanu, C., Năznea, A., & Stolnicu, S. (2019). The Role of Pedobarography and Therapeutic Padding in the Management of Hyperkeratosis due to Mechanical Stress. *Journal of Interdisciplinary Medicine*, 4(38), 29–32. <https://doi.org/10.2478/jim-2019-0003>
- Cooper, S., Cant, R., Kelly, M., Levett-jones, T., McKenna, L., Seaton, P., & Bogossian, F. (2019). An evidence-based checklist for improving scoping review quality. *Clinical Nursing Research*, 0(00), 1–24. <https://doi.org/10.1177/1054773819846024>
- Daria, M., Sławomir, L., & Arkadiusz, M. (2018). Plantar calluses-pathogenesis, risk factors, prophylaxis, methods of treatment. *Journal of Education, Health and Sport*, 8(8), 302–312. <https://doi.org/http://dx.doi.org/10.5281/zenodo.1309012>
- Formosa, C., Borg, A., Papanas, N., & Mizzi, S. (2018). Adherence to Therapeutic Footwear in Type 2 Diabetes in Malta. *Exp Clin Endocrinol Diabetes*. <https://doi.org/DOI> <https://doi.org/10.1055/a-0808-4111>
- Freeman, D. B. (2002). Corns and Calluses Resulting from Mechanical Hyperkeratosis. *American Family Physician*, 65(11), 2277–2280.
- Götz, J., Lange, M., Dullien, S., Grifka, J., Hertel, G., Baier, C., & Koeck, F. (2016). Off-loading strategies in diabetic foot syndrome evaluation of different devices. *International Orthopaedics*, 41, 239–246. <https://doi.org/10.1007/s00264-016-3358-1>
- Grant, M. J., & Booth, A. (2009). A typology of reviews: An analysis of 14 review types and associated methodologies. *Health Information and Libraries Journal*, 26(2), 91–108. <https://doi.org/10.1111/j.1471-1842.2009.00848.x>
- Hashmi, F., Richards, B. S., Forghany, S., Hatton, A. L., & Christopher, J. (2012). development of a laboratory-based blister creation model. *Skin Research and Technology*, 1–11. <https://doi.org/10.1111/j.1600-0846.2012.00669.x>
- Hoffman, M. D. (2016). Etiological Foundation for Practical Strategies to Prevent Exercise Related Foot Blisters. *American College of Sports Medicine*, 15(5).
- IDF. (2017). Clinical Practice Recommendations on the Diabetic Foot 2017. Retrieved January 6, 2020, from <https://www.idf.org/about-diabetes/54-our-activities/222-idf-clinical-practice-recommendations-on-the-diabetic->

foot.html

- IDF. (2019). *Advocacy guide to the IDF Diabetes Atlas Ninth edition 2019*. International Diabetes Federation.
- Isip, J. D., Guzman, M. de, Jr., A. E., & Narvacan-Montano, C. (2016). Footwear Appropriateness , Preferences and Foot Ulcer Risk Among Adult Diabetics at Makati Medical Center Outpatient Department. *JAFES*, 31(1), 37–43.
- Jain, A. K. C., & Rajagopalan, S. (2018). A prospective study of analyzing foot wear practice in patients with diabetic foot problems, 5(8), 2818–2826.
- Jamani, N. A., Muhammad, N. A., Jaffar, A., Ahmad, S., & Tohit, N. (2016). Foot Problem and Foot Care Practice among Diabetic Patients in a Primary Care Clinic, Kuala Lumpur. *International Journal Of Allied Health Science*, 31(3), 435–444.
- Janisse, D., & Janisse, E. (2015). Pedorthic management of the diabetic foot. *Prosthetics and Orthotics International*, 39(1), 40–47. <https://doi.org/10.1177/0309364614535233>
- Jarl, G., Alnemo, J., Tranberg, R., & Lundqvist, L. O. (2019). Gender differences in attitudes and attributes of people using therapeutic shoes for diabetic foot complications. *Journal of Foot and Ankle Research*, 12. <https://doi.org/http://dx.doi.org/10.1186/s13047-019-0327-0>
- Jarl, G., & Lundqvist, L.-O. (2016). Adherence to wearing therapeutic shoes among people with diabetes: a systematic review and reflections. *Dove Press*, 10, 1521–1528. <https://doi.org/https://dx.doi.org/10.2147%2FPPA.S112275>
- Jerry, T. I., Eujin, P., Robert, C., Nick, H., Ismail, D. L., & Ibrahim, A. (2016). Perceived role of therapeutic footwear in the prevention of diabetic foot ulcers: A survey of patients with diabetes mellitus in Kaduna State. *Nigerian Journal of Basic and Clinical Sciences*, 13(2), 78–84. <https://doi.org/10.4103/0331-8540.187357>
- Jones, P. J., Bibb, R. J., Davies, M. J., Khunti, K., Mccarthy, M., Fong, D. T. P., & Webb, D. (2019). A fitting problem: Standardising shoe fit standards to reduce related diabetic foot ulcers. *Diabetes Research and Clinical Practice*, 154, 66–74. <https://doi.org/10.1016/j.diabres.2019.05.017>
- Jorgetto, J. V., Antar, M., & Kusahara, D. M. (2019). Evaluation of the use of therapeutic footwear in people with diabetes mellitus—a scoping review. *Journal of Diabetes & Metabolic Disorders*, (August). <https://doi.org/10.1007/s40200-019-00428-9>
- Kalra, S., Jena, B. N., & Yeravdekar, R. (2018). Emotional and Psychological Needs of People with Diabetes. *Indian Journal of Endocrinology and Metabolism*, 22(5), 696–704. [https://doi.org/10.4103/ijem.IJEM\\_579\\_17](https://doi.org/10.4103/ijem.IJEM_579_17)
- Kemenkes RI. (2018). *Hasil Utama Riskesdas 2018*. Jakarta: KEMENKES RI Badan Penelitian & Pengembangan Kesehatan.
- Khalil, H., Peters, M., Godfrey, C. M., Mcinerney, P., Soares, C. B., & Parker, D. (2016). An Evidence-Based Approach to Scoping Reviews. *Worldviews on Evidence-Based Nursing*, 13(2), 118–123.
- Kohnke, A., Cole, M. L., & Bush, R. (2014). Incorporating UTAUT Predictors for Understanding Home Care Patients and Clinician’s Acceptance of Healthcare Telemedicine Equipment. *Journal of Technology Management & Innovation*, 9(2), 29–41.

- Kossioris, A., Tentolouris, N., Kyriazopoulou, V., Loupa, C. V., Markou, G., Marakomichelakis, G. E., ... Tyllianakis, M. (2017). Initial and continued adherence to wearing appropriate footwear in people with diabetic foot disease: results of a pilot study 1. *Hellenic Journal of Nursing Science*, *10*(4), 21–28.
- Lechner, A., Akdeniz, M., Tomova-simitchieva, T., Bobbert, T., Moga, A., Lachmann, N., ... Kottner, J. (2019). Comparing skin characteristics and molecular markers of xerotic foot skin between diabetic and non-diabetic subjects: An exploratory study. *Journal of Tissue Viability*, (September), 1–10. <https://doi.org/10.1016/j.jtv.2019.09.004>
- Lim, J. Z. M., Ng, N. S. L., & Thomas, C. (2017). Prevention and treatment of diabetic foot ulcers. *Journal of the Royal Society of Medicine*, 1–6. <https://doi.org/10.1177/0141076816688346>
- Macdonald, E. M., Perrin, B. M., Hyett, N., & Kingsley, M. I. C. (2019). Factors influencing behavioural intention to use a smart shoe insole in regionally based adults with diabetes: a mixed methods study. *Journal of Foot and Ankle Research*, *12*(29). <https://doi.org/http://dx.doi.org/10.1186/s13047-019-0340-3>
- Macfarlane, D. J., & Jensen, J. L. (2003). Factors in Diabetic Footwear Compliance. *Journal of the American Podiatric Medical Association*, *93*(6), 485–491.
- Moher, D., Liberati, A., Tetzlaff, J., & Altman, D. G. (2009). PRISMA 2009 Flow Diagram. *Annals of Internal Medicine*, *151*(4), 264–269. <https://doi.org/10.1371/journal.pmed1000097>
- Munn, Z., Peters, M. D. J., Stern, C., Tufanaru, C., McArthur, A., & Aromataris, E. (2018). Systematic review or scoping review? Guidance for authors when choosing between a systematic or scoping review approach. *BMC Medical Research Methodology*, *18*(1), 1–7. <https://doi.org/10.1186/s12874-018-0611-x>
- Najafi, B., Chalifoux, C. B., Everett, J. B., Razjouyan, J., Brooks, E. A., & Armstrong, D. G. (2018). Cost effectiveness of smart insoles in preventing ulcer recurrence for people in diabetic foot remission. *Wound Care Manage*, *1*(1), 1–8. <https://doi.org/10.15761/WCM.1000102>
- Netten, J. J. Van, Dijkstra, P. U., Geertzen, J. H. B., & Postema, K. (2012). What influences a patient's decision to use custom-made orthopaedic shoes? *BMC Musculoskeletal Disorders*, *13*(92).
- Netten, J. J. Van, Hinchliffe, R. J., Bus, S. A., Apelqvist, J., Lipsky, B. A., Game, F., ... Senneville, E. (2020). Definitions and criteria for diabetic foot disease. *Diabetes Metab Res Rev*, (May 2019), 1–6. <https://doi.org/10.1002/dmrr.3268>
- Netten, J. J. Van, Lazzarini, P. A., Armstrong, D. G., Bus, S. A., Fitridge, R., Harding, K., ... Wraight, P. R. (2018). Diabetic Foot Australia guideline on footwear for people with diabetes. *Journal of Foot and Ankle Research*, *11*(2). <https://doi.org/10.1186/s13047-017-0244-z>
- Noor, S., Zubair, M., & Ahmad, J. (2015). Diabetic foot ulcer—A review on pathophysiology, classification and microbial etiology. *Diabetes & Metabolic Syndrome: Clinical Research & Reviews*, *9*(3), 192–199. <https://doi.org/10.1016/j.dsx.2015.04.007>

- Nyanchoka, L., Tudur-smith, C., Thu, V. N., Iversen, V., Tricco, A. C., & Porcher, R. (2019). A scoping review describes methods used to identify , prioritize and display gaps in health research. *Journal of Clinical Epidemiology*, *109*, 99–110. <https://doi.org/10.1016/j.jclinepi.2019.01.005>
- Oe, M., Sanada, H., Nagase, T., Minematsu, T., & Ohashi, Y. (2012). International Journal of Nursing Studies Factors associated with deep foot fissures in diabetic patients: A cross-sectional observational study. *International Journal of Nursing Studies*, *49*(6), 739–746. <https://doi.org/10.1016/j.ijnurstu.2012.01.007>
- Paton, J. S., Roberts, A., Bruce, G. K., & Marsden, J. (2014). Patients' Experience of therapeutic footwear whilst living at risk of neuropathic diabetic foot ulceration: an interpretative phenomenological analysis (IPA). *Journal of Foot and Ankle Research*, *7*(16), 1–9. <https://doi.org/10.1186/1757-1146-7-16>
- Peters, M. D. J., Godfrey, C. M., McInerney, P., Munn, Z., Tricco, A., & Khalil, H. (2020). Chapter 11: Scoping Reviews (2020 Version). In E. Aromataris & Z. Munn (Eds.), *Joanna Briggs Institute Reviewer's Manual*. JBI.
- Potter, J., & Potter, M. (2000). Regrowth patterns of plantar callus. *The Foot*, *10*(3), 144–148. <https://doi.org/10.1054/foot.2000.0599>
- Premkumar, R., Rajan, P., Rima, J., & Richard, J. (2017). Footwear in the causation and prevention of foot ulcers in diabetes mellitus. *The National Medical Journal of India*, *30*(5), 255–261.
- Priyadarshini, J., Abdi, S., Metwaly, A., Lenjawi, B. AL, Jose, J. S., & Mohamed, H. (2018). Prevention of Diabetic Foot Ulcers at Primary Care Level. *Dermatologi Open Journal*, *3*(1), 4–9. <https://doi.org/10.17140/DRMTOJ-3-129>
- Rao, P. N. S., & Vincent, A. V. (2020). A study on non healing plantar diabetic foot ulcers to assess the effect of compliance of using customised footwear in wound healing. *International Surgery Journal*, *7*(6), 1938–1941. <https://doi.org/http://dx.doi.org/10.18203/2349-2902.isj20202409>
- Ratki, S. K. R., Forooghnia, M., Abrisham, S. M. J., & Moghadam, R. N. (2017). The Usefulness of Therapeutic Diabetic Footwear and Insoles in Diabetic Foot Treatment-A Narrative Review. *Iranian Journal of Diabetes and Obesity*, *9*(3), 7–10. Retrieved from <http://ijdo.ssu.ac.ir/article-1-356-en.html>
- Rho, M. J., Kim, H. S., Chung, K., & Choi, I. Y. (2014). Factors influencing the acceptance of telemedicine for diabetes management. *Cluster Computing*, *18*, 321–331. <https://doi.org/10.1007/s10586-014-0356-1>
- Rizzo, L., Tedeschi, A., Fallani, E., Coppelli, A., Vallini, V., Iacopi, E., & Piaggese, A. (2012). Custom Made Orthosis and Shoes in a Structured Follow Up Program Reduces the Incidence of Neuropathic Ulcers in High Risk Diabetic Foot Patients. *The International Journal of Lower Extremity Wounds*, *11*(1). <https://doi.org/10.1177/1534734612438729>
- Schaper, N. C., Netten, J. J. Van, Apelqvist, J., Lipsky, B. A., & Bakker, K. (2016). Prevention and management of foot problems in diabetes: a Summary Guidance for Daily Practice 2015, based on the IWGDF Guidance Documents. *Diabetes Metab Res Rev*, *32*(1), 7–15. <https://doi.org/10.1002/dmrr.2695>
- Takehara, K., Oe, M., Ohashi, Y., Tsunemi, Y., Kadowaki, T., & Sanada, H.

- (2019). Differences Between Patient-Reported Versus Clinician-Observed Nonulcerative Signs and Symptoms of the Foot in Patients With Diabetes Mellitus. *JWOCN*, 46(April), 113–116.  
<https://doi.org/10.1097/WON.0000000000000504>
- Tan, S., Horobin, H., & Tunprasert, T. (2019). The lived experience of people with diabetes using off-the-shelf prescription footwear in Singapore: a qualitative study using interpretative phenomenological analysis. *Journal of Foot and Ankle Research*, 12.  
<https://doi.org/http://dx.doi.org/10.1186/s13047-019-0329-y>
- Thuduwage, H. G. T. V., Kulathilaka, A. U., Silva, P., Jayasinghe, S., Kahaduwa, K. T. D., & Silva, A. C. De. (2018). A Customized System to Assess Foot Plantar Pressure: A Case Study on Calloused and Normal Feet. *IEEE*, 2–6.  
<https://doi.org/https://doi.org/10.1109/TENCONSpring.2018.8691898>
- Volmer-Thole, M., & Lobmann, R. (2016). Neuropathy and Diabetic Foot Syndrome. *International Journal of Molecular Science*, 17(6).  
<https://doi.org/10.3390/ijms17060917>
- Waaijman, R., Haart, M. De, Verlouw, A. J. W. E., & Nollet, F. (2014). Risk Factors for Plantar Foot Ulcer Recurrence in Neuropathic Diabetic Patients. *Diabetes Care*, 37(October 2013), 1697–1705. <https://doi.org/10.2337/dc13-2470>
- Waaijman, R., Keukenkamp, R., Haart, M. De, Polomski, W. P., Nollet, F., & Bus, S. A. (2013). Adherence to Wearing Prescription Custom Made Footwear in Patients With Diabetes at High Risk for Plantar. *Diabetes Care*, 36(Juni 2013), 1613–1618. <https://doi.org/10.2337/dc12-1330>
- Wagner, F. W. (1981). Foot & Ankle International. *Foot & Ankle International*, 2(64). <https://doi.org/10.1177/107110078100200202>
- Walsh, J. W., Hoffstad, O. J., Sullivan, M. O., & Margolis, D. J. (2015). Association of diabetic foot ulcer and death in a population-based cohort from the United Kingdom. *DIABETICMedicine*, 33, 1493–1498.  
<https://doi.org/10.1111/dme.13054>
- WHO. (2016). *Global Report On Diabetes*. France: World Health Organization. Retrieved from  
[http://www.who.int/about/licensing/copyright\\_form/index.html](http://www.who.int/about/licensing/copyright_form/index.html)
- Yazdanpanah, L., Nasiri, M., & Adarvishi, S. (2015). Literature review on the management of diabetic foot ulcer. *World Journal of Diabetes*, 6(1), 37–53.  
<https://doi.org/10.4239/wjd.v6.i1.37>
- Yusuf, S., Okuwa, M., Irwan, M., Rassa, S., Laitung, B., Thalib, A., ... Sugama, J. (2016). Prevalence and Risk Factor of Diabetic Foot Ulcers in a Regional Hospital, Eastern Indonesia. *Open Journal of Nursing*, 6(January), 1–10.  
<https://doi.org/10.4236/ojn.2016.61001>
- Yusuf, S., Okuwa, M., Rassa, S., Laitung, B., Kasim, S., Irwan, M., ... Sugama, J. (2017). Relationship between sandals and diabetic foot ulcers in an outpatient clinic in Indonesia. *The Diabetic Foot Journal*, 20(2), 83–88.

## Lampiran

### A. Daftar Checklist Pengkajian Kualitas *Scoping Review*

Cooper et al.

13

**Table 3.** The Scoping Review Checklist.

Key criteria	Checklist items	Score one point for each item
1. Study aim, purpose, and research question	1. The rationale/purpose for the scoping review was stated. 2. Appropriate scoping review methodology was used. 3. At least two reviewers conducted the review. 4. The research question/s was/were used to guide the scope of inquiry (participants, concept, and context included <sup>a</sup> ).	
2. Relevant studies	5. An in-depth literature search was conducted to identify all relevant literature. <sup>b</sup> 6. A comprehensive list of relevant studies that balances breadth with feasibility was identified.	
3. Study selection	7. The inclusion and exclusion criteria were clearly described and were used to determine eligibility of studies. 8. The study selection involved an iterative process, including searching the literature, refining the search strategy, and reviewing articles for inclusion. 9. At least two reviewers independently reviewed the title and abstracts and reached consensus on studies for inclusion. 10. The study selection process was summarized in a flow chart.	
4. Charting the data	11. The research team collectively developed a data charting format and determined which variables to extract to answer the research question. 12. The data were charted through sifting and sorting; tables include study details based on full texts. 13. A numerical analysis of the extent and nature of included studies was reported. 14. The quality of papers was assessed. <sup>c</sup>	
5. Collating, summarizing, and reporting the results	15. Results were presented in a logical descriptive or diagrammatic or tabular format. 16. A narrative account of results was presented. 17. The results were aligned with the review aim, purpose/research question/s. 18. Issues associated with bias were discussed. 19. Implications for future research, education, practice, and/or policy were discussed. 20. The conclusion described the current state of the overall literature in relation to the topic.	
	Total	20 points

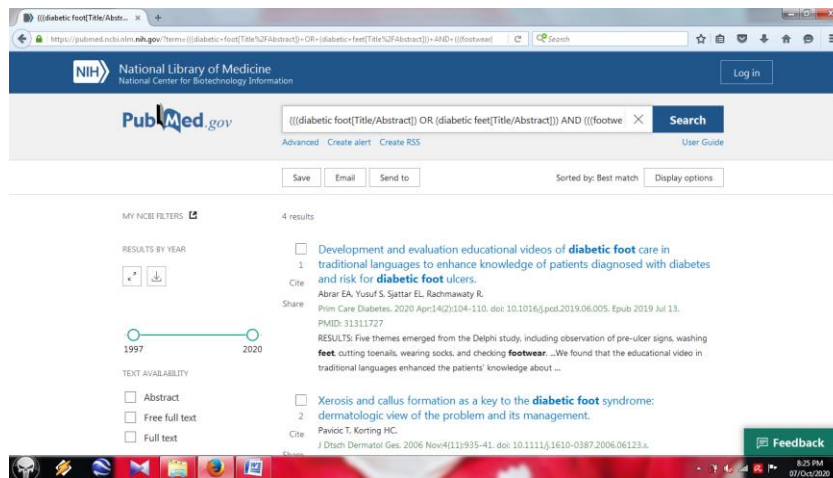
**Table 3. (continued)**

Key criteria	Checklist items	Score one point for each item
6. Optional stage: consultation	Stakeholder/participant voices were included in the review when appropriate. If included: 21. The process of stakeholder consultation was clearly described. 22. Findings were re-examined in the light of stakeholder input, to justify final conclusions.	
	Total	22 points
Additional guidance	a. Item 4: Scoping reviews have a broad scope with even broader inclusion criteria, so participants may be selected from a wide group. The concept (area of interest/condition being explored, etc.) will also have a wide remit and the context may be left open, for example, any health care setting in any region. b. Item 5: This should include searches of an adequate number of different sources (databases/electronic sources, research registers; reference lists/hand searches, etc.). c. Item 14: Paper quality should also include a check to ensure that reports have not been retracted.	

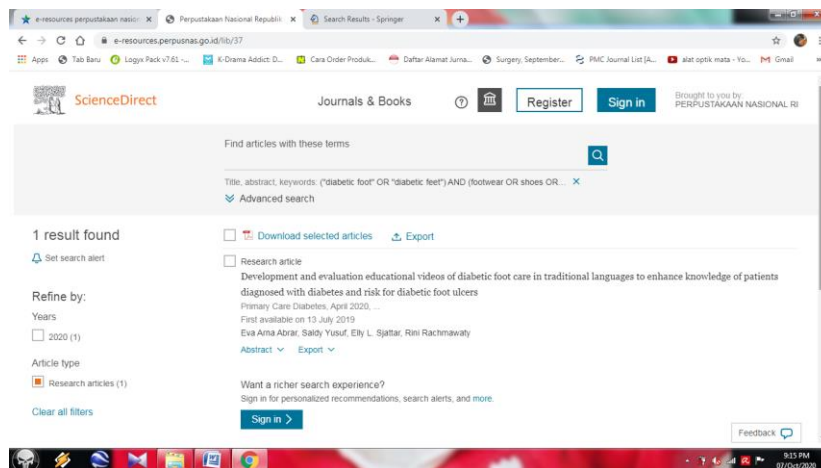


## B. Lampiran Pencarian Artikel

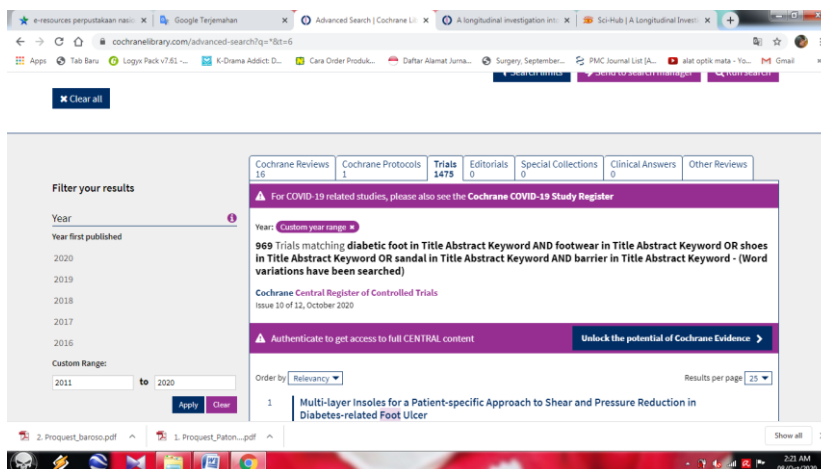
### 1. Database Pubmed



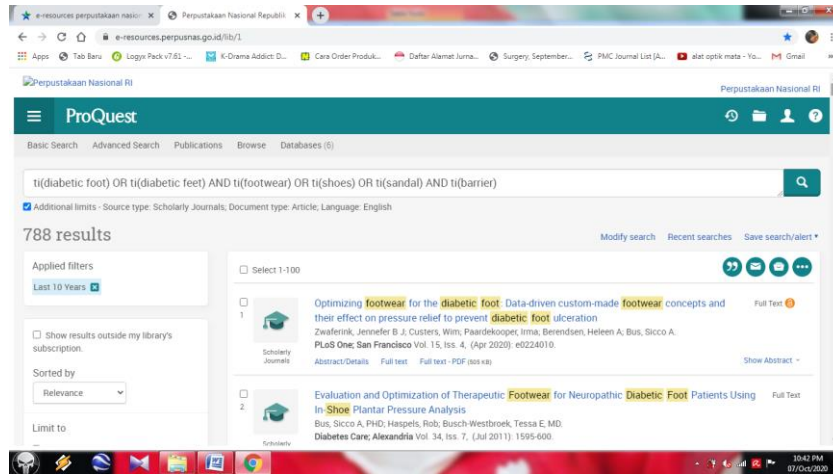
### 2. Database Science Direct



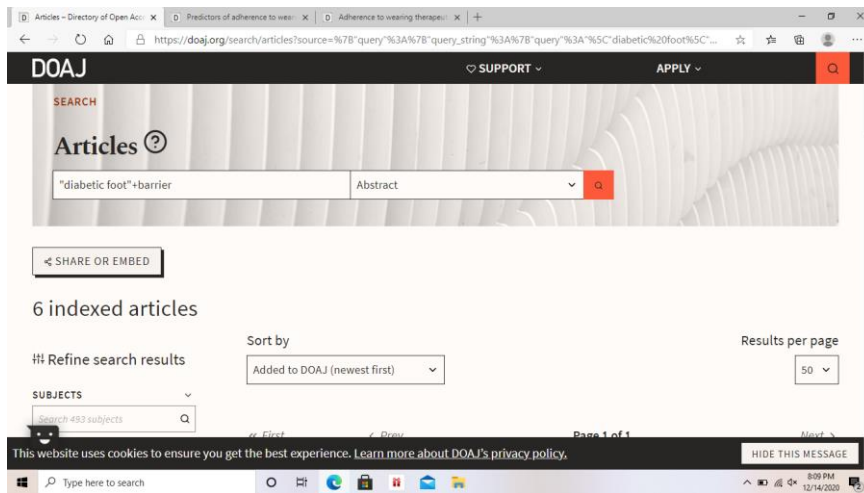
### 3. Database Cochrane Library



#### 4. Database ProQuest



#### 5. Database DOAJ



#### 6. Database ClinicalKey

