

DAFTAR PUSTAKA

- Ali, A., & A.L.P. Khiok. 2012. Field guide to sharks of the Southeast Asian Region. SEAFDEC/MFRDMD. Malaysia. hal.210.
- Allen, G. 2000. Marine Fishes Of South-East Asia. Singapore. PERIPLUS. Editions (HK) Ltd. ISBN 962-593-267-4.
- Andrian, D., & J.M.A Rizwan. 2019. Studi Hasil Tangkapan Hiu yang didaratkan di Pelabuhan Perikanan Nusantara (PPN) Idi Rayeuk, Aceh Timur. Jurnal Ilmiah Mahasiswa Kelautan Dan Perikanan Unsyiah, Vol.4, No. 2:82-90.
- Arum, S.P., A. Ghofar & S. Redjeki. 2016. Komposisi Jenis Hiu dan Distribusi Titik Penangkapannya di Perairan Pesisir Cilacap, Jawa Tengah. Diponegoro Journal Of Maquares (Management of Aquatic Resource). Vol.5. No.4:242-248.
- Asdin, B.M. 2019. Komposisi Jenis Hiu di TPI Karangsong, Inndramayu. Universitas Muhammadiyah Sukabumi.
- Bass, A.J., J.D. D'Aubrey & N. Kistnasamy. 1973. Sharks of the east coast of southern Africa. I. The genus *Carcharhinus* (Carcharhinidae). Investigative Report of the Oceanographic Research Institute 33, 1–168.
- Bhagawati, D., T. Nurani & Muh. Nadjmi Abulias. 2017. Jenis, performa, dan nisbah kelamin ikan hiu yang didaratkan di Pelabuhan Perikanan Samudra Cilacap. Jurnal Ikhtiologi Indonesia, 17(2): 185-200.
- Bigelow, K.A., C.H. Boggs & X He. 1999. Environmental Effects in Swordfish and Blue Shark Catch Rates in the U.S. North Pacific Longline Fishery. Fisheries Oceanography 8: 178–98.
- Blaber, S.J.M., C.M. Dichmont, W. White, R. Buckworth, L. Sadiyah, B. Iskandar, S. Nurhakim, R. Pillans, R. Andamari, Dharmadi & Fahmi. 2009. Elasmobranchs in southern Indonesian fisheries: the fisheries, the status of the stocks and management options. Reviews in Fish.
- Blanchard, J.L, N.K. Dulvy, S. Jennngs, J.R. Ellis, J.K. Pinnegar, A. Tidd, & Kell. L.T. 2005. Do climate and fishing influence size-based indicators of Celtic Sea fish community structure. ICES Journal of Marine Science, 62: 405e411 doi:10.1016/j.icesjms.2005.01.006.
- Chodrijah, U., B. Sadhotomo & W. An Pralampita. 2009. 'Mengenal Hiu dan Pari', In Priyanto Rahardjo (Edt.). Hiu dan Pari Indonesia. Balai Riset Perikanan Laut.
- Chodrijah, U., P. Prihatiningsih, A.S. Panggabean & H. Herlisman. 2020. Struktur ukuran dan parameter populasi hiu monyet (*Alopias Superciliosus* Lowe, 1839) di Perairan Samudera Hindia Selatan Jawa. Jurnal Penelitian Perikanan Indonesia, 26(1), 21.
- Compagno, L.J.V. 1998. Sharks. In: KE Carpenter dan VH Niem (Eds). FAO Identification Guide for Fishery Purposes. The Living Marine Resources of the Western Central Pacific. Vol. 2. Cephalopods, Crustaceans, Holothurians, and Sharks. Food and Agriculture Organization. FAO, Rome. pp 1312-1360.
- Compagno, L.J.V. 2001. Sharks of the world. An annotated and illustrated catalogue of shark species known to date. (2). Bullhead, mackerel and carpet sharks (Heterodontiformes, Lamniformes and Orectolobiformes). FAO Species Catalogue for Fishery Purposes, 1(2).
- Compagno, L.J.V. & V.H. Niem. 1998. Carcharhinidae. Requiem sharks. In: Carpenter K.E. & Niem, V.H. (Eds.), FAO identification guide for fishery purposes. The

living marine resources of the Western Central Pacific. Volume 2. Cephalopods, crustaceans, holothurians and sharks. FAO, Rome. pp 1312-1360.

- Dewi, S.P.S., R. Lasniroha, Y. K. Pumpun, Z. Abidin & S. Wardono. 2018. Komposisi Hasil Tangkapan Dan Daerah Penangkapan Hiu Apendiks II Cites yang didaratkan di Namosain – Nusa Tenggara Timur. *Jurnal Penelitian Perikanan Indonesia (JPPI)*, Vol.24 No.2:149-156.
- Dharmadi, Fahmi & F. Satria. 2015. Fisheries management and conservation of sharks in Indonesia. *African Journal of Marine Science*, 37(2), 249–258.
- Dharmadi, Fahmi & W. White. 2009. Biodiversity of Sharks and Rays in South-Eastern Indonesia. *Ind. Fish Res.J*, 15(1), 17-28.
- Dharmadi, Mahiswara & Kasim, K. 2016. Catch Composition and Some Biological Aspects Of Sharks In Western Sumatera Waters Of Indonesia. *Ind. Fish Res.J*, 22(2), 99-108.
- Dulvy, N. K., J. K. Baum., S. Clarke., L. J. V., Compagno, E. Cortes, A. Domingo, S. Fordham, S. Fowler, M. P. Francis, C. Gibson, J. Marti Nez, J. A. Musick, A. Soldo, J. D. Stevens & S. Valenti. 2008. You can swim but you can't hide: the global status and conservation of oceanic pelagic sharks and rays. *Aquatic Conserv: Mar. Freshw. Ecosys*, 18:459-482.
- Dulvy, N. K., S. L. Fowler, J. A. Musick, R. D. Cavanagh, P. M. Kyne, L.R. Harrison, J. K. Carlson, L. N. K. Davidson, S. V. Fordham, M. P. Francis, C. M. Pollock, C. A. Simpfendorfer, G. H. Burgess, K. E. Carpenter, L. J. V. Compagno, D. A. Ebert, C. Gibson, M. R. Heupel, S. R. Livingstone, J. C. Sanciangco, J. D. Stevens, S. Valenti & W. T. White. 2014. Extinction risk and conservation of the world's sharks and rays. *eLife*, 3, e00590.
- Efendi, H.P., R.T. Dhewi & Ricky. 2018. Keragaman Jenis dan Distribusi Panjang Ikan Hiu di Perairan Selat Makassar. hal.33-42. *In* N. N. Wiadnyana, S. Koeshendrajana, A. Suman, B. Sumiono, D. Nugroho, Dharmadi, E. Sriyati, Darwanto, O. Bosman, A. Gunawan, A. Setiasari, Suprpti & D. Yulianti (eds), *Prosiding Simposium Hiu Dan Pari Di Indonesia Ke-2. Menuju Pengelolaan Hiu dan Pari secara Berkelanjutan Berbasis Ilmiah*, Jakarta, 28-29 Maret, 2018. Pusat Riset Perikanan Badan Riset Dan Sumber Daya Manusia Kelautan Dan Perikanan Dan World Wildlife Fund (WWF)-Indonesia Conservation Indonesia Missol Baseftin.
- Fahmi & Dharmadi. 2013a. Tinjauan Status Perikanan Hiu dan Upaya Konservasinya di Indonesia. Direktorat Konservasi Kawasan dan Spesies Ikan. Kementerian Kelautan dan Perikanan. Jakarta. 179 hal.
- Fahmi & Dharmadi. 2013b. Pengenalan Jenis- jenis Hiu Indonesia. Direktorat Konservasi Kawasan dan Spesies Ikan. Kementerian Kelautan dan Perikanan. Jakarta. 63 hal.
- Fahmi & K. Sumadhiharga. 2007. Size, sex and length at maturity of four common sharks caught from western Indonesia. *Marine Research in Indonesia* 32: 7-19.
- Fitriya, N. 2017. Laporan Akhir Tahunan Kegiatan Penelitian Tahun Anggaran 2017. Pusat Penelitian Oseanografi. Lembaga Ilmu Pengetahuan Indonesia.
- Froeschke, J., G.W. Stunz & M.L. Wildhaber. 2010. Environmental Influences On The Occurrence Of Coastal Sharks In Estuarine Waters. *Marine Ecology Progress Series*. Vol. 407: 279–292.
- Gilman, E., M. Chaloupka, A. Read, P. Dalzell, J. Holetschek & C. Curtice. 2012. Hawaii Longline Tuna Fishery Temporal Trends in Standardized Catch Rates

- and Length Distributions and Effects on Pelagic and Seamount Ecosystems. *Aquatic Conservation*. 22 (4): 446–88.
- Graham, N. A. J., M. D. Spalding & C. R. C. Sheppard. 2010. Reef shark declines in remote atolls highlight the need for multi-faceted conservation action. *Aquatic Conserv: Mar. Freshw. Ecosyst*. 20:543-548. DOI: 10.1002/aqc.1116.
- Hanifa, I. 2018. Komposisi Hasil Tangkapan Hiu yang didaratkan di Pelabuhan Perikanan Samudera (PPS) Cilacap. Tesis. Sekolah Pascasarjana, Institut Pertanian Bogor. Bogor.
- Hidayat, E.H., Sy. Iwan T. Alkadrie, Getreda M.H & M. Sabri. 2018. Keragaman Jenis Ikan Hiu dan Pari di Perairan Kalimantan Barat. hal.89-95. *In* N. N. Wiadnyana, S. Koeshendrajana, A. Suman, B. Sumiono, D. Nugroho, Dharmadi, E. Sriyati, Darwanto, O. Bosman, A. Gunawan, A. Setiasari, Suprpti & D. Yulianti (eds), *Prosiding Simposium Hiu dan Pari Di Indonesia Ke-2. Menuju Pengelolaan Hiu dan Pari secara Berkelanjutan Berbasis Ilmiah*, Jakarta, 28-29 Maret, 2018. Pusat Riset Perikanan Badan Riset Dan Sumber Daya Manusia Kelautan Dan Perikanan Dan World Wildlife Fund (WWF)-Indonesia Conservation Indonesia Missol Baseftin.
- Illahude, A. G. 1978. On The Factors Affecting The Productivity Of The Southern Makassar Strait On The Factors. *Marine Research in Indonesia*. Vol 21: 81-107.
- Kawarnidi, F., L.L. Labaro & F. Silooy. 2018. Komposisi hasil tangkapan jaring insang dasar di perairan Desa Talise Tambun, Kecamatan Likupang Barat. *Jurnal Ilmu dan Teknologi Perikanan Tangkap* 3(1): 9-15. Program Studi Pemanfaatan Sumber Daya, Perikanan Fakultas Perikanan dan Ilmu Kelautan Universitas Sam Ratulangi Manado.
- Last, P. R., W. T. White, J. N. Caira, Dharmadi, Fahmi, K. Jensen, A. P. K. Lim, B. M. Manjaji, G. J. Naylor, J. J. Pogonoski, J. D. Stevens & G. K. Yearsley. 2010. *Sharks and Rays of Borneo*. CSIRO, Collingwood, Australia: hal. 298.
- Mardlijah, S., U. Chodrijah & M. Petala Patria. 2009. Aspek penting biologi hiu dan pari, *In* Priyanto Rahardjo (Edt.). *Hiu dan Pari Indonesia*. Balai Riset Perikanan Laut.
- Maulina, E. F. 2020. Kajian Morfologi, Morfometrik, Dan Status Konservasi Jenis - Jenis Ikan Hiu yang dijual di TPI Pantai Utara Jawa Tengah. Skripsi. Jurusan Biologi. Fakultas Matematika Dan Ilmu Pengetahuan Alam, Universitas Negeri Semarang.
- Mucientes, G.R., N. Queiroz, L.L. Sousa, P. Tarroso & D.W. Sims. 2009. Sexual Segregation of Pelagic Sharks and the Potential Threat from Fisheries. *Biology Letters*. 5: 156–159.
- Oktaviyani, S., W. Kurniawan & Fahmi, 2020. Komposisi spesies dan distribusi ukuran hiu dan pari yang tertangkap di Selat Bali dan perairan sekitarnya serta kaitannya dengan pengelolaan perikanan. *Jurnal Iktiologi Indonesia*, 20(1):24-46.
- Pillai, P.P., & B. Parakal. 2000. Pelagic shark in the Indian Seas-their exploitation, trade, management & conservation. Special Publication Number 70. Central Marine Fisheries Research Institute. Indian Council of Agricultural Research.
- Prihatiningsi, E. Nurdin & U. Chodrijah. 2018. Komposisi Jenis, Hasil Tangkapan Per Upaya, Musim dan Daerah Penangkapan Ikan Hiu di Perairan Samudera Hindia Selatan Jawa .*Jurnal Penelitian Perikanan Indonesia (JPPI)*. Vol.24. No.4: 283-297.

- Saraswati, W. K. 2016. Respon Pemerintah Indonesia Terkait Sekuritisasi WWF melalui Kampanye Save Our Sharks. *Journal of International Relations*, Vol.2, No.4:68-77.
- Sentosa, A.A., & D. A. Hediarto. 2016. Jenis dan Sebaran Ukuran Hiu yang didaratkan di Tanjung Luar, Lombok Timur, Nusa Tenggara Barat. *Pertemuan Ilmiah Nasional Tahunan XIII ISOI 2016*. Surabaya.
- Sentosa, A.A., N. Widarmanto, N.N. Wiadnyana & F. Satria. 2016. Perbedaan hasil tangkapan hiu dari rawai hanyut dan dasar yang berbasis di Tanjung Luar, Lombok. *J. Lit. Perik.Ind*, 22(2), 105-114.
- Simeon, B.M., M.S. Baskoro, A.A.Taurusman & D.A. Gautama. 2015. Kebiasaan makan hiu kejen (*Carcharinus falciformis*): Sudi kasus pendartan hiu di PPP muncar Jawa Timur. *Marine Fisheries*, 6(2), 202-209.
- Sparre, P., & S.C. Venema. 1999. *Introduksi Pengkajian Stok Ikan Tropis. Buku 1: Manual Pusat Penelitian Dan Pengembangan Perikanan: Badan Penelitian Dan Pengembangan Pertanian*. Jakarta.
- Wagiyo, K., H. N. Yusuf & E. Rahmat. 2018. Komposisi Jenis, Laju Tangkap, Kepadatan Stok dan Sebaran Hiu di Laut Cina Selatan. hal.79-88. *In* N. N. Wiadnyana, S. Koeshendrajana, A. Suman, B. Sumiono, D. Nugroho, Dharmadi, E. Sriyati, Darwanto, O. Bosman, A. Gunawan, A. Setiasari, Suprpti & D. Yulianti (eds), *Prosiding Simposium Hiu dan Pari Di Indonesia Ke-2. Menuju Pengelolaan Hiu dan Pari secara Berkelanjutan Berbasis Ilmiah*, Jakarta, 28-29 Maret, 2018. Pusat Riset Perikanan Badan Riset Dan Sumber Daya Manusia Kelautan Dan Perikanan Dan World Wildlife Fund (WWF)-Indonesia Conservation Indonesia Missol Baseftin.
- White, W. T., P. R. Last, J. D. Stevens, G. K. Yearsley, Fahmi & Dharmadi. 2006. *Economically Important Sharks and Rays of Indonesia*. Australian Centre for International Agricultural Research (ACIAR), monograph series; No.124. hal. 329. Canberra: Australian Centre for International Agricultural Research. <http://doi.org/10.1007/s13398-014-0173-7.2>
- Widodo, A. A., & Mahiswara. 2007. Sumberdaya Ikan Cucut (Hiu) yang Tertangkap Nelayan di Perairan Laut Jawa. *Jurnal Ikhtiologi Indonesia*. Vol.7. No.1:15-21.
- Zainudin, I. M. 2011. *Pengelolaan Perikanan Hiu Berbasis Ekosistem di Indonesia*. Tesis. Program Studi Magister Ilmu Kelautan, Fakultas Matematika dan Ilmu Pengetahuan Alam Universitas Indonesia.

LAMPIRAN

Lampiran 1. Data hasil tangkapan hiu yang didaratkan di PPI Paotere dan PPI Beba September-Oktober 2020.

NO.	JENIS HIU HASIL TANGKAPAN	PANJANG (TL: CM)	JUMLAH	
			BERAT (W: kg)	EKOR
1	Hiu Kalusu (<i>Loxodon macrorhinnus</i>)	62	2.68	1
2	Hiu Kalusu (<i>Loxodon macrorhinnus</i>)	67	1.67	1
3	Hiu Kalusu (<i>Loxodon macrorhinnus</i>)	71	2.53	1
4	Hiu Kalusu (<i>Loxodon macrorhinnus</i>)	73	2.9	1
5	Hiu Kalusu (<i>Loxodon macrorhinnus</i>)	74	2.4	1
6	Hiu Kalusu (<i>Loxodon macrorhinnus</i>)	75	2.3	1
7	Hiu Kalusu (<i>Loxodon macrorhinnus</i>)	75	2.34	1
8	Hiu Kalusu (<i>Loxodon macrorhinnus</i>)	76	3	1
9	Hiu Kalusu (<i>Loxodon macrorhinnus</i>)	77	2.5	1
10	Hiu Kalusu (<i>Loxodon macrorhinnus</i>)	81	2.7	1
11	Hiu Kalusu (<i>Loxodon macrorhinnus</i>)	82	2.7	1
12	Hiu Kalusu (<i>Loxodon macrorhinnus</i>)	87	2.57	1
13	Hiu Kalusu (<i>Loxodon macrorhinnus</i>)	95	2.65	1
14	Hiu Batu, Samelang (<i>Chiloscyllium punctatum</i>)	61	1.14	1
15	Hiu Batu, Samelang (<i>Chiloscyllium punctatum</i>)	65	1	1
16	Hiu Batu, Samelang (<i>Chiloscyllium punctatum</i>)	65	1	1
17	Hiu Batu, Samelang (<i>Chiloscyllium punctatum</i>)	70	1.06	1
18	Hiu Batu, Samelang (<i>Chiloscyllium punctatum</i>)	73	1	1
19	Hiu Batu, Samelang (<i>Chiloscyllium punctatum</i>)	73	1	1
20	Hiu Batu, Samelang (<i>Chiloscyllium punctatum</i>)	74	1.07	1
21	Hiu Batu, Samelang (<i>Chiloscyllium punctatum</i>)	74	1.88	1
22	Hiu Batu, Samelang (<i>Chiloscyllium punctatum</i>)	77	1.07	1
23	Hiu Batu, Samelang (<i>Chiloscyllium punctatum</i>)	78	1.82	1
24	Hiu Batu, Samelang (<i>Chiloscyllium punctatum</i>)	80	1.76	1
25	Hiu Batu, Samelang (<i>Chiloscyllium punctatum</i>)	80	2.32	1
26	Hiu Batu, Samelang (<i>Chiloscyllium punctatum</i>)	81	2	1
27	Hiu Batu, Samelang (<i>Chiloscyllium</i>)	81	0.46	1

	<i>punctatum</i>)			
28	Hiu Batu, Samelang (<i>Chiloscyllium punctatum</i>)	84	1.94	1
29	Hiu Batu, Samelang (<i>Chiloscyllium punctatum</i>)	86	2	1
30	Hiu Batu, Samelang (<i>Chiloscyllium punctatum</i>)	86	2	1
31	Hiu Batu, Samelang (<i>Chiloscyllium punctatum</i>)	87	2.28	1
32	Hiu Batu, Samelang (<i>Chiloscyllium punctatum</i>)	90	3.72	1
33	Hiu Batu, Samelang (<i>Chiloscyllium punctatum</i>)	92	2.5	1
34	Hiu Batu, Samelang (<i>Chiloscyllium punctatum</i>)	94	3.34	1
35	Hiu Batu, Samelang (<i>Chiloscyllium punctatum</i>)	96	2.49	1
36	Hiu Batu, Samelang (<i>Chiloscyllium punctatum</i>)	96	2.83	1
37	Hiu Batu, Samelang (<i>Chiloscyllium punctatum</i>)	97	2.5	1
38	Hiu Batu, Samelang (<i>Chiloscyllium punctatum</i>)	104	2.7	1
39	Hiu karang sirip hitam (<i>Carcharhinus melanopterus</i>)	127	6.4	1
40	Hiu karang sirip hitam (<i>Carcharhinus melanopterus</i>)	56	1.5	1
41	Hiu karang sirip hitam (<i>Carcharhinus melanopterus</i>)	68	1.9	1
42	Hiu karang sirip hitam (<i>Carcharhinus melanopterus</i>)	93	4.2	1
43	Hiu karang sirip hitam (<i>Carcharhinus melanopterus</i>)	105	5.4	1
44	Hiu karang sirip hitam (<i>Carcharhinus melanopterus</i>)	108	5.2	1
45	Hiu karang sirip hitam (<i>Carcharhinus melanopterus</i>)	86	3.4	1
46	Hiu karang sirip hitam (<i>Carcharhinus melanopterus</i>)	109	5.5	1
47	Hiu karang sirip hitam (<i>Carcharhinus melanopterus</i>)	112	5.2	1
48	Hiu karang sirip hitam (<i>Carcharhinus melanopterus</i>)	85	2.87	1
49	Hiu karang sirip hitam (<i>Carcharhinus melanopterus</i>)	83.5	3.6	1
50	Hiu karang sirip hitam (<i>Carcharhinus melanopterus</i>)	84	3.3	1
51	Hiu karang sirip hitam (<i>Carcharhinus melanopterus</i>)	90.5	4.03	1
52	Hiu karang sirip hitam (<i>Carcharhinus melanopterus</i>)	62	1.3	1
53	Hiu karang sirip hitam (<i>Carcharhinus melanopterus</i>)	72	2.4	1
54	Hiu karang sirip hitam (<i>Carcharhinus melanopterus</i>)	112	6.2	1
55	Hiu karang sirip hitam (<i>Carcharhinus melanopterus</i>)	123	6.6	1
56	Hiu karang sirip hitam (<i>Carcharhinus melanopterus</i>)	72	2.6	1
57	Hiu karang sirip hitam	74.5	2.1	1

	<i>(Carcharhinus melanopterus)</i>						
58	Hiu karang sirip hitam <i>(Carcharhinus melanopterus)</i>	54.5	1.43	1			
59	Hiu karang sirip hitam <i>(Carcharhinus melanopterus)</i>	51	1.32	1			
60	Hiu karang sirip hitam <i>(Carcharhinus melanopterus)</i>	53	1.4	1			
61	Hiu karang sirip hitam <i>(Carcharhinus melanopterus)</i>	64	1.2	1			
62	Hiu karang sirip hitam <i>(Carcharhinus melanopterus)</i>	62	1.2	1			
63	Hiu karang sirip hitam <i>(Carcharhinus melanopterus)</i>	114	5.8	1			
64	Hiu karang sirip hitam <i>(Carcharhinus melanopterus)</i>	113	4.9	1			
65	Hiu karang sirip hitam <i>(Carcharhinus melanopterus)</i>	107	5.3	1			
66	Hiu karang sirip hitam <i>(Carcharhinus melanopterus)</i>	87	2.98	1			
67	Hiu karang sirip hitam <i>(Carcharhinus melanopterus)</i>	93	3.5	1			
68	Hiu karang sirip hitam <i>(Carcharhinus melanopterus)</i>	71	2.8	1			
69	Hiu karang sirip hitam <i>(Carcharhinus melanopterus)</i>	124	5.8	1			
70	Hiu karang sirip hitam <i>(Carcharhinus melanopterus)</i>	126	5.9	1			
71	Hiu karang sirip hitam <i>(Carcharhinus melanopterus)</i>	84	2.98	1			
72	Hiu karang sirip hitam <i>(Carcharhinus melanopterus)</i>	89	3.1	1			
73	Hiu karang sirip hitam <i>(Carcharhinus melanopterus)</i>	88	3.8	1			
74	Hiu karang sirip hitam <i>(Carcharhinus melanopterus)</i>	103	5.4	1			
75	Hiu karang sirip hitam <i>(Carcharhinus melanopterus)</i>	127	16	1			
76	Hiu karang sirip hitam <i>(Carcharhinus melanopterus)</i>	108	5	1			
77	Hiu karang sirip hitam <i>(Carcharhinus melanopterus)</i>	97	3	1			
78	Hiu karang sirip hitam <i>(Carcharhinus melanopterus)</i>	65	1.62	1			
79	Hiu karang sirip hitam <i>(Carcharhinus melanopterus)</i>	65	1.62	1			
80	Hiu karang sirip hitam <i>(Carcharhinus melanopterus)</i>	53	0.7	1			
81	Hiu karang sirip hitam <i>(Carcharhinus melanopterus)</i>	118	10.2	1			
82	Hiu karang sirip hitam <i>(Carcharhinus melanopterus)</i>	60	1.3	1			
83	Hiu karang sirip hitam <i>(Carcharhinus melanopterus)</i>	94	1.65	1			
84	Hiu karang sirip hitam <i>(Carcharhinus melanopterus)</i>	128	25	1			
85	Hiu karang sirip hitam <i>(Carcharhinus melanopterus)</i>	120	12	1			
86	Hiu karang sirip hitam <i>(Carcharhinus melanopterus)</i>	95	1.75	1			
87	Hiu karang sirip hitam	75	1.8	1			

	<i>(Carcharhinus melanopterus)</i>			
88	Hiu karang sirip hitam <i>(Carcharhinus melanopterus)</i>	60	1.34	1
89	Hiu karang sirip hitam <i>(Carcharhinus melanopterus)</i>	63	0.65	1
90	Hiu karang sirip hitam <i>(Carcharhinus melanopterus)</i>	67	1.27	1
91	Hiu karang sirip hitam <i>(Carcharhinus melanopterus)</i>	61.5	1.4	1
92	Hiu karang sirip hitam <i>(Carcharhinus melanopterus)</i>	61	1.14	1
93	Hiu karang sirip hitam <i>(Carcharhinus melanopterus)</i>	58	1.04	1
94	Hiu karang sirip hitam <i>(Carcharhinus melanopterus)</i>	67	1.47	1
95	Hiu karang sirip hitam <i>(Carcharhinus melanopterus)</i>	47	0.98	1
96	Hiu karang sirip hitam <i>(Carcharhinus melanopterus)</i>	58	1.06	1
97	Hiu karang sirip hitam <i>(Carcharhinus melanopterus)</i>	45	0.78	1
98	Hiu karang sirip hitam <i>(Carcharhinus melanopterus)</i>	57	1.02	1
99	Hiu karang sirip hitam <i>(Carcharhinus melanopterus)</i>	67	1.43	1
100	Hiu karang sirip hitam <i>(Carcharhinus melanopterus)</i>	85	3.36	1
101	Hiu karang sirip hitam <i>(Carcharhinus melanopterus)</i>	42	0.65	1
102	Hiu Tinumbu Tipis (<i>Carcharhinus sorrah</i>)	108	5	1
103	Hiu Tinumbu Tipis (<i>Carcharhinus sorrah</i>)	86	2	1
104	Hiu Tinumbu Tipis (<i>Carcharhinus sorrah</i>)	94	2.5	1
105	Hiu Tinumbu Tipis (<i>Carcharhinus sorrah</i>)	107	5	1
106	Hiu Tinumbu Tipis (<i>Carcharhinus sorrah</i>)	109	5	1
107	Hiu Tinumbu Tipis (<i>Carcharhinus sorrah</i>)	86	3.22	1
108	Hiu Tinumbu Tipis (<i>Carcharhinus sorrah</i>)	89	3.7	1
109	Hiu Tinumbu Tipis (<i>Carcharhinus sorrah</i>)	83	3.04	1
110	Hiu Tinumbu Tipis (<i>Carcharhinus sorrah</i>)	90	3.72	1
111	Hiu Tinumbu Tipis (<i>Carcharhinus sorrah</i>)	84	2.54	1
112	Hiu Tinumbu Tipis (<i>Carcharhinus sorrah</i>)	86	3.26	1
113	Hiu Tinumbu Tipis (<i>Carcharhinus sorrah</i>)	94	3.32	1
114	Hiu Tinumbu Tipis (<i>Carcharhinus sorrah</i>)	110	9.61	1
115	Hiu Tinumbu Tipis (<i>Carcharhinus sorrah</i>)	85	3.32	1
116	Hiu Tinumbu Tipis (<i>Carcharhinus sorrah</i>)	97	2.07	1
117	Hiu Tinumbu (<i>Carcharhinus</i>)	66	1.84	1

	<i>amblyrhynchoides)</i>				
118	Hiu <i>Tinumbu</i> (<i>Carcharhinus</i> <i>amblyrhynchoides)</i>	59	1.43	1	
119	Hiu <i>Tinumbu</i> (<i>Carcharhinus</i> <i>amblyrhynchoides)</i>	65	1.33	1	
120	Hiu <i>Tinumbu</i> (<i>Carcharhinus</i> <i>amblyrhynchoides)</i>	63	1.07	1	
121	Hiu <i>Tinumbu</i> (<i>Carcharhinus</i> <i>amblyrhynchoides)</i>	77	2.48	1	
122	Hiu <i>Tinumbu</i> (<i>Carcharhinus</i> <i>amblyrhynchoides)</i>	78	3.16	1	
123	Hiu <i>Tinumbu</i> (<i>Carcharhinus</i> <i>amblyrhynchoides)</i>	72	1.56	1	
124	Hiu <i>Tinumbu</i> (<i>Carcharhinus</i> <i>amblyrhynchoides)</i>	185	25	1	
125	Hiu <i>Tinumbu</i> (<i>Carcharhinus</i> <i>amblyrhynchoides)</i>	190	25	1	
126	Hiu <i>Tinumbu</i> (<i>Carcharhinus</i> <i>amblyrhynchoides)</i>	105	5	1	
127	Hiu <i>Tinumbu</i> (<i>Carcharhinus</i> <i>amblyrhynchoides)</i>	82	2	1	
128	Hiu <i>Tinumbu</i> (<i>Carcharhinus</i> <i>amblyrhynchoides)</i>	78	1.5	1	
129	Hiu <i>Tinumbu</i> (<i>Carcharhinus</i> <i>amblyrhynchoides)</i>	76	1.5	1	
130	Hiu <i>Tinumbu</i> (<i>Carcharhinus</i> <i>amblyrhynchoides)</i>	96	2.5	1	
131	Hiu <i>Tinumbu</i> (<i>Carcharhinus</i> <i>amblyrhynchoides)</i>	97	2.5	1	
132	Hiu <i>Tinumbu</i> (<i>Carcharhinus</i> <i>amblyrhynchoides)</i>	74	2.04	1	
133	Hiu <i>Tinumbu</i> (<i>Carcharhinus</i> <i>amblyrhynchoides)</i>	69	1.64	1	
134	Hiu <i>Tinumbu</i> (<i>Carcharhinus</i> <i>amblyrhynchoides)</i>	96	4.98	1	
135	Hiu <i>Tinumbu</i> (<i>Carcharhinus</i> <i>amblyrhynchoides)</i>	120	9.75	1	
136	Hiu <i>Tinumbu</i> (<i>Carcharhinus</i> <i>amblyrhynchoides)</i>	58	0.98	1	
137	Hiu <i>Tinumbu</i> (<i>Carcharhinus</i> <i>amblyrhynchoides)</i>	82	2.66	1	
138	Hiu <i>Tinumbu</i> (<i>Carcharhinus</i> <i>amblyrhynchoides)</i>	83	2.9	1	
139	Hiu <i>Tinumbu</i> (<i>Carcharhinus</i> <i>amblyrhynchoides)</i>	87	3.28	1	
140	Hiu <i>Tinumbu</i> (<i>Carcharhinus</i> <i>amblyrhynchoides)</i>	80	2.42	1	
141	Hiu <i>Tinumbu</i> (<i>Carcharhinus</i> <i>amblyrhynchoides)</i>	90	3.44	1	
142	Hiu <i>Tinumbu</i> (<i>Carcharhinus</i> <i>amblyrhynchoides)</i>	85	3.38	1	
143	Hiu <i>Tinumbu</i> (<i>Carcharhinus</i> <i>amblyrhynchoides)</i>	88	3.32	1	
144	Hiu <i>Tinumbu</i> (<i>Carcharhinus</i> <i>amblyrhynchoides)</i>	120	20	1	
145	Hiu <i>Tinumbu</i> (<i>Carcharhinus</i> <i>amblyrhynchoides)</i>	85	2.92	1	
146	Hiu <i>Tinumbu</i> (<i>Carcharhinus</i> <i>amblyrhynchoides)</i>	87	2.61	1	
147	Hiu <i>Tinumbu</i> (<i>Carcharhinus</i> <i>amblyrhynchoides)</i>	97	3.83	1	

	<i>amblyrhynchoides</i>)				
148	Hiu <i>Tinumbu</i> (<i>Carcharhinus amblyrhynchoides</i>)	98	3.77	1	
149	Hiu <i>Tinumbu</i> (<i>Carcharhinus amblyrhynchoides</i>)	166	25	1	
150	Hiu <i>Tinumbu</i> (<i>Carcharhinus amblyrhynchoides</i>)	114	18	1	
151	Hiu <i>Tinumbu</i> (<i>Carcharhinus amblyrhynchoides</i>)	107	9.68	1	
152	Hiu <i>Tinumbu</i> (<i>Carcharhinus amblyrhynchoides</i>)	55	1.02	1	
153	Hiu <i>Tinumbu</i> (<i>Carcharhinus amblyrhynchoides</i>)	83	3.2	1	
154	Hiu <i>Tinumbu</i> (<i>Carcharhinus amblyrhynchoides</i>)	65	1.42	1	
155	Hiu karang sirip putih (<i>Triaenodon obesus</i>)	102	5.5	1	
156	Hiu karang sirip putih (<i>Triaenodon obesus</i>)	105	6.3	1	
157	Hiu karang sirip putih (<i>Triaenodon obesus</i>)	133	21	1	
158	Hiu karang sirip putih (<i>Triaenodon obesus</i>)	116	15	1	
159	Hiu karang sirip putih (<i>Triaenodon obesus</i>)	118	18	1	
160	Hiu sirip hitam (<i>Carcharhinus limbatus</i>)	71	2.1	1	
161	Hiu sirip hitam (<i>Carcharhinus limbatus</i>)	84	3.74	1	
162	Hiu sirip hitam (<i>Carcharhinus limbatus</i>)	73	2.16	1	
163	Hiu sirip hitam (<i>Carcharhinus limbatus</i>)	71	2.07	1	
164	Hiu sirip hitam (<i>Carcharhinus limbatus</i>)	71	2.09	1	
165	Hiu sirip hitam (<i>Carcharhinus limbatus</i>)	70	1.94	1	
166	Hiu sirip hitam (<i>Carcharhinus limbatus</i>)	67	1.6	1	
167	Hiu sirip hitam (<i>Carcharhinus limbatus</i>)	66	1.52	1	
168	Hiu sirip hitam (<i>Carcharhinus limbatus</i>)	65	1.84	1	
169	Hiu Lajaman, <i>talaus</i> (<i>Carcharhinus brevipinna</i>)	99	8	1	
170	Hiu Lajaman, <i>talaus</i> (<i>Carcharhinus brevipinna</i>)	93	5	1	
171	Hiu Lajaman, <i>talaus</i> (<i>Carcharhinus brevipinna</i>)	97	6	1	
172	Hiu Lajaman, <i>talaus</i> (<i>Carcharhinus brevipinna</i>)	94	7	1	
173	Hiu Lajaman, <i>talaus</i> (<i>Carcharhinus brevipinna</i>)	100	10	1	
174	Hiu Lajaman, <i>talaus</i> (<i>Carcharhinus brevipinna</i>)	75	1.9	1	
175	Hiu Lontar (<i>Rhynchobatus australiae</i>)	83	2	1	
176	Hiu Lontar (<i>Rhynchobatus australiae</i>)	69	1	1	
177	Hiu Lontar (<i>Rhynchobatus</i>)	66	1	1	

	<i>australiae</i>)				
178	Hiu Lontar <i>australiae</i>)	(<i>Rhynchobatus</i>	77	1	1
179	Hiu Lontar <i>australiae</i>)	(<i>Rhynchobatus</i>	104	5	1
180	Hiu Lontar <i>australiae</i>)	(<i>Rhynchobatus</i>	69	1	1
181	Hiu Lontar <i>australiae</i>)	(<i>Rhynchobatus</i>	78	1	1
182	Hiu Lontar <i>australiae</i>)	(<i>Rhynchobatus</i>	79	1	1
183	Hiu Lontar <i>australiae</i>)	(<i>Rhynchobatus</i>	179	25	1
184	Hiu Lontar <i>australiae</i>)	(<i>Rhynchobatus</i>	98	4.66	1
185	Hiu Lontar <i>australiae</i>)	(<i>Rhynchobatus</i>	67	0.38	1
186	Hiu Lontar <i>australiae</i>)	(<i>Rhynchobatus</i>	65	1.38	1
187	Hiu Lontar <i>australiae</i>)	(<i>Rhynchobatus</i>	196	8.1	1
188	Hiu Lontar <i>australiae</i>)	(<i>Rhynchobatus</i>	58	1.07	1
189	Hiu Lontar <i>australiae</i>)	(<i>Rhynchobatus</i>	85	3.32	1
190	Hiu Lontar <i>australiae</i>)	(<i>Rhynchobatus</i>	75	2.04	1
	Total		760.68	190	

Lampiran 2. Distribusi frekuensi panjang masing-masing spesies hiu.

Kelas Panjang	<i>Chiloscyllium punctatum</i>	Frekuensi (%)
42-47	0	0.0
47-52	0	0.0
52-57	0	0.0
57-62	1	4.0
62-67	2	8.0
67-72	1	4.0
72-77	5	20.0
77-82	5	20.0
82-87	4	16.0
87-92	2	8.0
92-97	4	16.0
97-102	0	0.0
102-107	1	4.0
107-112	0	0.0
112-117	0	0.0
117-122	0	0.0
122-127	0	0.0
127-132	0	0.0
132-137	0	0.0
N	25	100

Kelas Panjang	<i>Carcharhinus melanopterus</i>	Frekuensi (%)
42-47	3	4.8
47-52	1	1.6
52-57	5	7.9
57-62	8	12.7
62-67	7	11.1
67-72	4	6.3
72-77	2	3.2
77-82	0	0.0
82-87	7	11.1
87-92	3	4.8
92-97	5	7.9
97-102	0	0.0
102-107	3	4.8
107-112	5	7.9
112-117	2	3.2
117-122	2	3.2
122-127	5	7.9
127-132	1	1.6
132-137	0	0.0
N	63	100
Kelas Panjang	<i>Carcharhinus sorrah</i>	Frekuensi (%)
42-47	0	0.0
47-52	0	0.0
52-57	0	0.0
57-62	0	0.0
62-67	0	0.0
67-72	0	0.0
72-77	0	0.0
77-82	0	0.0
82-87	6	40.0
87-92	2	13.3
92-97	3	20.0
97-102	0	0.0
102-107	1	6.7
107-112	3	20.0
112-117	0	0.0
117-122	0	0.0
122-127	0	0.0
127-132	0	0.0
132-137	0	0.0
N	15	100
Kelas Panjang	<i>Triaenodon obesus</i>	Frekuensi (%)
42-47	0	0.0
47-52	0	0.0
52-57	0	0.0

57-62	0	0.0
62-67	0	0.0
67-72	0	0.0
72-77	0	0.0
77-82	0	0.0
82-87	0	0.0
87-92	0	0.0
92-97	0	0.0
97-102	1	20.0
102-107	1	20.0
107-112	0	0.0
112-117	1	20.0
117-122	1	20.0
122-127	0	0.0
127-132	0	0.0
132-137	1	20.0
N	5	100

Kelas Panjang	<i>Carcharhinus limbatus</i>	Frekuensi (%)
42-47	0	0.0
47-52	0	0.0
52-57	0	0.0
57-62	0	0.0
62-67	3	33.3
67-72	4	44.4
72-77	1	11.1
77-82	0	0.0
82-87	1	11.1
87-92	0	0.0
92-97	0	0.0
97-102	0	0.0
102-107	0	0.0
107-112	0	0.0
112-117	0	0.0
117-122	0	0.0
122-127	0	0.0
127-132	0	0.0
132-137	0	0.0
N	9	100

Kelas Panjang	<i>Carcharhinus brevipinna</i>	Frekuensi (%)
42-47	0	0.0
47-52	0	0.0
52-57	0	0.0
57-62	0	0.0
62-67	0	0.0
67-72	0	0.0
72-77	1	16.7





77-82	0	0.0
82-87	0	0.0
87-92	0	0.0
92-97	3	50.0
97-102	2	33.3
102-107	0	0.0
107-112	0	0.0
112-117	0	0.0
117-122	0	0.0
122-127	0	0.0
127-132	0	0.0
132-137	0	0.0
N	6	100

Kelas Panjang	<i>Carcharhinus amblyrhynchoides</i>	Frekuensi (%)
55-65	6	15.8
65-75	4	10.5
75-85	11	28.9
85-95	4	10.5
95-105	6	15.8
105-115	2	5.3
115-125	2	5.3
125-135	0	0.0
135-145	0	0.0
145-155	0	0.0
155-165	0	0.0
165-175	1	2.6
175-185	1	2.6
185-195	1	2.6
195-205	0	0.0
N	38	100

Kelas Panjang	<i>Rhynchobatus australiae</i>	Frekuensi (%)
55-65	1	6.7
65-75	5	33.3
75-85	5	33.3
85-95	0	0.0
95-105	2	13.3
105-115	0	0.0
115-125	0	0.0
125-135	0	0.0
135-145	0	0.0
145-155	0	0.0
155-165	0	0.0
165-175	0	0.0
175-185	1	6.7
185-195	0	0.0

195-205	1	6.7
N	15	100

Lampiran 3. Jenis Hasil Tangkapan Hiu

No.	Jenis Hasil Tangkapan Hiu	Keterangan
1.		Hiu Karang Sirip Hitam Hiu Mada, Kluyu Karang <i>Carcharhinus melanopterus</i> <i>Blacktip Reef Shark</i>
2.		Hiu Anggun Hiu <i>Tinumbu</i> , Cucut lanjaman <i>Carcharhinus amblyrhynchooides</i> <i>Graceful Shark</i>
3.		Hiu <i>Tinumbu</i> Tipis, Mungsing, Merak bulu, Cucut lanjaman, Lanyam <i>Carcharhinus sorrah</i> <i>Spot-tail Shark</i>
4.		Hiu Sirip Hitam Hiu kejen, Merak bulu, Cucut lanjaman, Hiu lanyam <i>Carcharhinus limbatus</i> <i>Blacktip Shark</i>

5.



Hiu Abu-Abu Hidung Panjang
Hiu plen, Hiu lonjor, Merak bulu,
Cucut lanjaman, Hiu *talaus*
Carcharhinus brevipinna
Long-Nosed Grey Shark

6.



Hiu Batu
Hiu *Samelang*
Chiloscyllium punctatum
Brownbanded bamboo shark

7.



Hiu Lontar
Rhynchobatus australiae
White-Spotted Shovelnose Ray

8.



Hiu Karang Sirip Putih
Hiu bokem, Hiu karang, Hiu
coklat, Hiu karang buas
Triaenodon obesus
Whitetip reef shark

9.



Hiu Kejen, Hiu *Kalusu*
Loxodon macrorhinus
Sliteye shark

Lampiran 4. Dokumentasi

- Hiu yang didaratkan di PPI Paotere dan PPI Beba





- Pengukuran panjang tubuh hiu dan berat hiu





