

DAFTAR PUSTAKA

- Acha, P. N., & Zsyfres, B. (2003). Influenza. In *Zoonoses and communicable diseases common to man and animals* (3rd ed, pp. 155–172). Scientific and Technical Publication.
- Ahlquist, P. (2002). RNA-dependent RNA polymerases, viruses, and RNA silencing. *Science*, *296*, 1270–1273. <https://doi.org/10.1126/science.1069132>
- Alexander, D. J. (2007). An overview of the epidemiology of avian influenza. *Vaccine*, *25*(October 2006), 5637–5644. <https://doi.org/10.1016/j.vaccine.2006.10.051>
- Asmara, W. (2007). *Peran Biologi Molekuler dalam Pengendalian Avian Influenza dan Flu Burung*. <http://www.komnasfpi.go.id>
- Asmara, W., Wibowo, M. H., & Tabbu, C. R. (2005). Identifikasi Subtipe Hemagglutinin Virus Avian Influenza Pada Berbagai Spesies Unggas dengan RT-PCR. *Jurnal Sain Veteriner*, *23*(1).
- Badan Litbang Pertanian. Kementerian Pertanian. (2004). *Arah Kebijakan Pemerintah Pusat Dalam Program Penanggulangan Wabah AI di Indonesia*. <http://www.litbang.pertanian.go.id/info-aktual/248/>
- Bocher-Friebertshauser, E., Garten, W., Matrosovich, M., & Klenk, H. D. (2014). The Hemagglutinin A Determinant of Pathogenicity. *Influenza Pathogenesis and Control*, *384*(1), 3–34. <https://doi.org/10.1007/82.2014.384>
- Boyce, W. M., Sandrock, C., Kreuder-Johnson, C., Kelly, T., & Cardona, C. (2009). Avian influenza viruses in wild birds: A moving target. *Comparative Immunology, Microbiology and Infectious Diseases*, *32*(4), 275–286. <https://doi.org/10.1016/j.cimid.2008.01.002>
- Burke, D. F., & Smith, D. J. (2014). A Recommended Numbering Scheme for Influenza A HA Subtypes. *PLoS ONE*, *9*(11), e112302. <https://doi.org/10.1371/journal.pone.0112302>
- Cardona, C., Slemmons, R., & Perez, D. (2009). The prevention and control of avian influenza : The avian influenza coordinated agriculture project
The prevention and control of avian influenza : The avian influenza coordinated agriculture project 1. *Poultry Science*, *88*(February 2016), 837–841. <https://doi.org/10.3382/ps.2008-00332>
- Carrat, F., & Flahault, A. (2007). Influenza vaccine: The challenge of antigenic drift. *Vaccine*, *25*(39–40), 6852–6862.

- Chare, E. R., Gould, E. A., & Holmes, E. C. (2003). Phylogenetic analysis reveals a low rate of homologous recombination in negative-sense RNA viruses. *Journal of General Virology*, *84*(10), 2691–2703. <https://doi.org/10.1099/vir.0.19277-0>
- Cheung, P. C., Leung, Y. H. C., Chow, C. K., Ng, C. F., Tsang, C. L., Wu, Y. O., Ma, S. K., Sia, S. F., Guan, Y., & Peiris, J. S. M. (2009). Identifying the species-origin of faecal droppings used for avian influenza virus surveillance in wild-birds. *J of Clin Virol*, *46*, 90–93.
- Costa, T., Chaves, A. J., Valle, R., Darji, A., van Riel, D., Kuiken, T., Majó, N., & Ramis, A. (2012). Distribution patterns of influenza virus receptors and viral attachment patterns in the respiratory and intestinal tracts of seven avian species. *Veterinary Research*, *43*(1), 28. <https://doi.org/10.1186/1297-9716-43-28>
- De Clercq, E. (2006). Antiviral agents active against influenza A viruses. *Nature Reviews Drug Discovery*, *5*(12), 1015–1025. <https://doi.org/10.1038/nrd2175>
- Dharmayanti, N. L. P. I., Damayanti, R., Indriani, R., Wiyono, A., & Adjid, R. M. A. (2005). Karakterisasi Molekuler Virus. *JITV*, *10*(2), 127–133.
- Dharmayanti, N. L. P. I., Hartawan, R., Pudjiatmoko, Wibawa, H., Hardiman, Balish, A., Donis, R., Davis, C. T., Samaan, & Gina. (2014). Genetic Characterization of Clade 2.3.2.1 Avian Influenza A(H5N1) Viruses, Indonesia, 2012. *Emerging Infectious Diseases*, *20*(4). www.cdc.gov/eid
- Dharmayanti, N. L. P. I., Thor, S. W., Zanders, N., Hartawan, R., Ratnawati, A., Jang, Y., Rodriguez, M., Suarez, D. L., Samaan, G., Pudjiatmoko, & Davis, C. T. (2018). Attenuation of highly pathogenic avian influenza A(H5N1) viruses in Indonesia following the reassortment and acquisition of genes from low pathogenicity avian influenza A virus progenitors. *Emerging Microbes and Infections*, *7*(1), 1–14. <https://doi.org/10.1038/s41426-018-0147-5>
- Dortmans, J. C. F. M., Dekkers, J., Ambepitiya Wickramasinghe, I. N., Verheije, M. H., Rottier, P. J. M., Van Kuppeveld, F. J. M., De Vries, E., & De Haan, C. A. M. (2013). Adaptation of novel H7N9 influenza A virus to human receptors. *Scientific Reports*, *3*, 1–7. <https://doi.org/10.1038/srep03058>
- Duvvuri, V. R. S. K., Duvvuri, B., Cuff, W. R., Wu, G. E., & Wu, J. (2009). Role of Positive Selection Pressure on the Evolution of H5N1 Hemagglutinin. *Genomics, Proteomics and Bioinformatics*, *7*(1–2), 47–56. [https://doi.org/10.1016/S1672-0229\(08\)60032-7](https://doi.org/10.1016/S1672-0229(08)60032-7)
- Gall, A., Hoffmann, B., Harder, T., Grund, C., Ho, D., & Beer, M. (2009). Design and Validation of a Microarray for Detection , Hemagglutinin

- Subtyping , and Pathotyping of Avian Influenza Viruses. *Journal of Clinical Microbiology*, 47(2), 327–334.
<https://doi.org/10.1128/JCM.01330-08>
- Gambaryan, A., Yamnikova, S., Lvov, D., Tuzikov, A., Chinarev, A., Pazynina, G., Webster, R., Matrosovich, M., & Bovin, N. (2005). Receptor specificity of influenza viruses from birds and mammals: New data on involvement of the inner fragments of the carbohydrate chain. *Virology*, 334, 276–283.
<https://doi.org/10.1016/j.virol.2005.02.003>
- Garten, R. J., C. Davis, T., Russell, C. A., Shu, B., Lindstrom, S., Balish, A., Sessions, W. M., Xu, X., Skepner, E., & Deyde, V., *et al.* (2009). Antigenic and Genetic Characteristics of the Early Isolates of Swine-Origin 2009 A(H1N1) Influenza Viruses Circulating in Humans. *Science*, 325(5937), 197–201.
<https://doi.org/10.1126/science.1176225>
- Gurtler, R. (2006). Virology of Human Influenza. In W. Kamps, B.S., Hoffman, C., Preiser (Ed.), *Influenza Report*. Flying Publisher. www.influenzareport.com
- Harris, A., Cardone, G., Winkler, D. C., Heymann, J. B., Brecher, M., White, J. M., & Steven, A. C. (2006). Influenza virus pleiomorphy characterized by cryoelectron tomography. *Proceedings of the National Academy of Sciences of the United States of America*, 103(50), 19123–19127. <https://doi.org/10.1073/pnas.0607614103>
- Helmi, T. Z., Tabbu, C. R., Artama, W. T., Haryanto, A., & Isa, M. (2016). Isolation and Identification of Avian Influenza in Different Species of Poultry by Means of Serological and Molecular Methods. *Jurnal Kedokteran Hewan - Indonesian Journal of Veterinary Sciences*, 10(1). <https://doi.org/10.21157/j.ked.hewan.v10i1.3378>
- Herfst, S., Schrauwen, E. J. A., Linster, M., Chutinimitkul, S., De Wit, E., Munster, V. J., Sorrell, E. M., Bestebroer, T. M., Burke, D. F., Smith, D. J., Rimmelzwaan, G. F., Osterhaus, A. D. M. E., & Fouchier, R. A. M. (2012). Airborne transmission of influenza A/H5N1 virus between ferrets. *Science*, 336(6088), 1534–1541.
<https://doi.org/10.1126/science.1213362>
- Hewajuli, D. A., & Dharmayanti, N. L. P. . (2008). Karakterisasi Dan Identifikasi Virus Avian Influenza (Ai). *Wartazoa*, 18(2), 86–100.
- Hewajuli, D. A., & Dharmayanti, N. L. P. I. (2012). Sirkulasi Virus Flu Burung Subtipe H5 pada Unggas di Jawa Barat , Banten , dan Jawa Timur Sepanjang Tahun 2008-2009. *Jurnal Veteriner*, 13(3), 293–302.
- Hoffmann, E., Stech, J., Leneva, I., Krauss, S., Scholtissek, C., Chin, P. S., Peiris, M., Shorridge, K. F., & Webster, R. G. (2000).

- Characterization of the Influenza A Virus Gene Pool in Avian Species in Southern China: Was H6N1 a Derivative or a Precursor of H5N1? *Journal of Virology*, 74(14), 6309–6315. <https://doi.org/10.1128/jvi.74.14.6309-6315.2000>
- Imai, M., Kawaoka, Y., Project, I. H. R., & Diseases, I. (2012). The role of receptor binding specificity in interspecies transmission of influenza viruses. *Curr Opin Virol*, 2(2), 160–167. <https://doi.org/10.1016/j.coviro.2012.03.003>
- Irianingsih, S. H., Wibawa, H., Prijono, W. B., Rahayu, R. A., & Widwidianingsih. (2014). Avian influenza h5 clade 2.3.2 penyebab kasus kematian itik di ajibarang dan pekuncen, kabupaten banyumas pada bulan oktober 2014. *Buletin Laboratorium Veteriner*, 14(4), 8–14.
- Ito, T., Couceiro, J. N. S. S., Kelm, S., Baum, L. G., Krauss, S., Castrucci, M. R., Donatelli, I., Kida, H., Paulson, J. C., Webster, R. G., & Kawaoka, Y. (1998). Molecular Basis for the Generation in Pigs of Influenza A Viruses with Pandemic Potential. *Journal of Virology*, 72(9), 7367–7373.
- Jia-hai, L., Ding-mei, Z., & Guo-ling, W. (2006). Medical progress Highlight the significance of genetic evolution of H5N1 avian flu. *Chin Med J.*, 119(17), 1458–1464. <https://doi.org/10.1097/00029330-200609010-00009>
- Karo-karo, D., Pribadi, E. S., Sudirman, F. X., Kurniasih, S. W., Indasari, I., Muljono, D. H., & Koch, G. (2019). Highly Pathogenic Avian Influenza A (H5N1) Outbreaks in West Java Indonesia 2015 – 2016 : Clinical Manifestation and Associated Risk Factors. *Microorganisms* 327 (7); <https://doi:10.3390/microorganisms7090327>
- Kementerian Pertanian. (2019). *FAO Apresiasi Kinerja Kementan dalam Usaha Pengendalian Flu Burung*. <https://www.pertanian.go.id/home/?show=news&act=view&id=3771>
- Krafft, A. E., Russell, K. L., Hawksworth, A. W., McCall, S., Irvine, M., Daum, L. T., Connolly, J. L., Reid, A. H., Gaydos, J. C., & Taubenberger, J. K. (2005). Evaluation of PCR testing of ethanol-fixed nasal swab specimens as an augmented surveillance strategy for influenza virus and adenovirus identification. *Journal of Clinical Microbiology*, 43(4), 1768–1775. <https://doi.org/10.1128/JCM.43.4.1768-1775.2005>
- Kumlin, U., Olofsson, S., & Dimock, K. (2008). Sialic acid tissue distribution and influenza virus tropism. *Influenza and Other Respiratory Viruses*, 2(5), 147–154. <https://doi.org/10.1111/j.1750-2659.2008.00051.x>

- Lam, T. T. Y., Hon, C. C., Pybus, O. G., Kosakovsky Pond, S. L., Wong, R. T. Y., Yip, C. W., Zeng, F., & Leung, F. C. C. (2008). Evolutionary and transmission dynamics of reassortant H5N1 influenza virus in Indonesia. *PLoS Pathogens*, 4(8). <https://doi.org/10.1371/journal.ppat.1000130>
- Landolt, G. A., & Olsen, C. W. (2007). Up to new tricks - a review of cross-species transmission of influenza A viruses. *Anim Health Res Rev*, 8(1), 1–21. <https://doi.org/10.1017/S1466252307001272>.
- Lestari, Wibawa, H., Lubis, E. P., Dharmawan, R., Rahayu, R. A., Mulyawan, H., Charoenkul, K., Nasamran, C., Poermadjaja, B., & Amonsin, A. (2020). Co-circulation and characterization of HPAI-H5N1 and LPAI-H9N2 recovered from a duck farm, Yogyakarta, Indonesia. *Transboundary and Emerging Diseases*, 67(2), 994–1007. <https://doi.org/10.1111/tbed.13434>
- Li, Z., Liu, Z., Ma, C., Zhang, L., Su, Y., Gao, G. F., Li, Z., Cui, L., & We, W. (2011). Identification of amino acids in highly pathogenic avian influenza H5N1 virus hemagglutinin that determine avian influenza species specificity. *Arc Virol*, 156, 1803–1812. <https://doi.org/10.1007/s00705-011-1056-2>
- Luczo, J. M., Stambas, J., Durr, P. A., Michalski, W. P., & Bingham, J. (2015). Molecular pathogenesis of H5 highly pathogenic avian influenza: the role of the haemagglutinin cleavage site motif. *Rev. Med. Virol.*, 25(October), 406–430. <https://doi.org/10.1002/rmv>
- Mahmoud, E. A. (2015). Hemato-biochemical and pathological changes on avian influenza in naturally infected domestic ducks in Egypt. *Veterinary World*, 8(10), 1177–1182. <https://doi.org/10.14202/vetworld.2015.1177-1182>
- Martha, I. N., & Edward, C. H. (2007). The evolution of epidemic influenza. *J Nat*, 8, 196–205.
- Matrosovich, M. N., Matrosovich, T. Y., Gray, T., Roberts, N. A., & Klenk, H. D. (2004). Human and avian influenza viruses target different cell types in cultures of human airway epithelium. *Proceedings of the National Academy of Sciences of the United States of America*, 101(13), 4620–4624. <https://doi.org/10.1073/pnas.0308001101>
- Matsuda, K., Park, C. H., Sunden, Y., Kimura, T., Ochiai, K., Kida, H., & Umemura, T. (2004). The vagus nerve is one route of transneuronal invasion for intranasally inoculated influenza A virus in mice. *Veterinary Pathology*, 41(2), 101–107. <https://doi.org/10.1354/vp.41-2-101>
- Medina, R. A., & García-sastre, A. (2011). Influenza A viruses: new research developments. *Nature Publishing Group*, 9(August), 591–

603. <https://doi.org/10.1038/nrmicro2613>

- Mehle, A., Dugan, V. G., Taubenberger, J. K., & Doudna, J. A. (2012). Reassortment and Mutation of the Avian Influenza Virus Polymerase PA Subunit Overcome Species Barriers. *Journal of Virology*, *86*(3), 1750–1757. <https://doi.org/10.1128/jvi.06203-11>
- Mori, I., Komatsu, T., Takeuchi, K., Nakakuki, K., Sudo, M., & Kimura, Y. (1995). Viremia induced by influenza virus. *Microb Pathog*, *19*(4), 237–244. [https://doi.org/10.1016/s0882-4010\(95\)90290-2](https://doi.org/10.1016/s0882-4010(95)90290-2)
- Mostafa, A., Abdelwhab, E. M., Mettenleiter, T. C., & Pleschka, S. (2018). Zoonotic potential of influenza A viruses: A comprehensive overview. *Viruses*, *10*(9), 1–38. <https://doi.org/10.3390/v10090497>
- Nidom, C. A. (2005). *Analisis molekuler genome virus avian influenza H5N1 di Indonesia*. Program Pascasarjana Universitas Airlangga.
- OIE. (2018). Avian Influenza (Infection with Avian Influenza Virus). In *OIE Terrestrial Manual*.
- Orlich, M., Gottwald, H., & Rott, R. (1994). Nonhomologous recombination between the hemagglutinin gene and the nucleoprotein gene of an influenza virus. *Virology*, *204*(1), 462–465. <https://doi.org/10.1006/viro.1994.1555>
- Ozawa, M., & Kawaoka, Y. (2013). Crosstalk between animal and human influenza viruses. *Annu Rev Anim Biosci*, *1*, 21–42. <https://doi.org/10.1146/annurev-animal-031412-103733.Crosstalk>
- Perkins, L. E. L., & Swayne, D. (2001). Perkins and Swayne, 2001 - Pathobiology of A Chicken Hong Kong 220 97 (H5N1) Avian Influenza Virus in Seven Gallinaceous Species. *Veterinary Pathology*, *38*(2), 149–164. <https://doi.org/10.1354/vp.38-2-149>
- Pfeiffer, J., Pantin-Jackwood, M., To, T. L., Nguyen, T., & Suarez, D. L. (2009). Phylogenetic and biological characterization of highly pathogenic H5N1 avian influenza viruses (Vietnam 2005) in chickens and ducks. *Virus Research*, *142*(1–2), 108–120. <https://doi.org/10.1016/j.virusres.2009.01.019>
- Pleska, S. (2013). Overview of influenza viruses. *Current Top. Microbiol. Immunol.*, *370*, 1–20.
- Plotkin, J. B., & Dushoff, J. (2003). Codon bias and frequency-dependent selection on the hemagglutinin epitopes of influenza A virus. *PNAS*, *100*(12), 7152–7157. <https://doi.org/10.1073/pnas.1132114100>
- Puthavathana, P., Auewarakul, P., Charoenying, P. C., Sangsiriwut, K., Pooruk, P., Boonnak, K., Khanyok, R., Thawachsupha, P., & Kijphati, R. (2005). Molecular characterization of the complete genome of

- human influenza H5N1 virus isolates from Thailand Printed in Great Britain. *Journal of General Virology*, 86, 423–433. <https://doi.org/10.1099/vir.0.80368-0>
- Reid, A. H., & Taubenberger, J. K. (2003). The origin of the 1918 pandemic influenza virus: A continuing enigma. *Journal of General Virology*, 84(9), 2285–2292. <https://doi.org/10.1099/vir.0.19302-0>
- Rhyoo, M. Y., Lee, K. H., Moon, O. K., Park, W. H., Bae, Y. C., Jung, J. Y., Yoon, S. S., Kim, H. R., Lee, M. H., Lee, E. J., Ki, M. R., & Jeong, K. S. (2015). Analysis of signs and pathology of H5N1-infected ducks from the 2010–2011 Korean highly pathogenic avian influenza outbreak suggests the influence of age and management practices on severity of disease. *Avian Pathology*, 44(3), 175–181. <https://doi.org/10.1080/03079457.2015.1021295>
- Romadhoni, R. A., & Haryadi, F. T. (2012). Efektivitas Kebijakan Strategi Pengendalian Wabah Flu Burung Di Propinsi D.I. Yogyakarta, Indonesia. *Buletin Peternakan*, 35(3), 197. <https://doi.org/10.21059/buletinpeternak.v35i3.1093>
- Sedyaningsih, E. R., Isfandari, S., Setiawaty, V., Rifati, L., Harun, S., Purba, W., Imari, S., Giriputra, S., Blair, P. J., Putnam, S. D., Uyeki, T. M., & Soendoro, T. (2007). Epidemiology of Cases of H5N1 Virus Infection in Indonesia , July 2005 – June 2006. *The Journal Infectious Diseases*, 196(29), 522–527. <https://doi.org/10.1086/519692>
- Shao, W., Li, X., Goraya, M. U., Wang, S., & Chen, J. L. (2017). Evolution of influenza a virus by mutation and re-assortment. *International Journal of Molecular Sciences*, 18(8). <https://doi.org/10.3390/ijms18081650>
- Shinya, K., Ebina, M., Yamada, S., Ono, M., Kasai, N., & Kawaoka, Y. (2006). Avian flu: Influenza virus receptors in the human airway. *Nature*, 440, 435–436.
- Shortridge, K. F., Zhou, N. N., Guan, Y., Gao, P., Ito, T., Kawaoka, Y., Kodihalli, S., Krauss, S., Markwell, D., Murti, K. G., Norwood, M., Senne, D., Sims, L., Takada, A., & Webster, R. G. (1998). Characterization of Avian H5N1 Influenza Viruses from Poultry in Hong Kong. *Virology*, 252(December 1997), 331–342.
- Smith, G. J. D., & Donis, R. O. (2015). Nomenclature updates resulting from the evolution of avian influenza A(H5) virus clades 2.1.3.2a, 2.2.1, and 2.3.4 during 2013-2014. *Influenza and Other Respiratory Viruses*, 9(5), 271–276. <https://doi.org/10.1111/irv.12324>
- Smith, G. J. D., Naipospos, T. S. P., Nguyen, T. D., de Jong, M. D., Vijaykrishna, D., Usman, T. B., Hassan, S. S., Nguyen, T. V., Dao, T. V., Bui, N. A., Leung, Y. H. C., Cheung, C. L., Rayner, J. M., Zhang, J.

- X., Zhang, L. J., Poon, L. L. M., Li, K. S., Nguyen, V. C., Hien, T. T., ... Guan, Y. (2006). Evolution and adaptation of H5N1 influenza virus in avian and human hosts in Indonesia and Vietnam. *Virology*, *350*(2), 258–268. <https://doi.org/10.1016/j.virol.2006.03.048>
- Spackman, E. (2008). *A Brief Introduction to the Avian Influenza Virus*. Humana Press, NJ.
- Stieneke-grober, A., Vey, M., Shawl, E., Thomas, G., Roberts, C., & Kienk, H. (1992). Influenza virus hemagglutinin with multibasic cleavage site is activated by furin, a subtilisin-like endoprotease. *The EMBO Journal*, *11*(7), 2407–2414.
- Suarez, David L. (2016). Influenza A Virus. In: Swayne DE (Eds). In *Animal Influenza* (Second, pp. 3–30). A John Wiley & Sons, Inc.
- Suarez, David Lee, Senne, D. A., Banks, J., Brown, I. H., Essen, S. C., Lee, C. W., Manvell, R. J., Mathieu-Benson, C., Moreno, V., Pedersen, J. C., Panigrahy, B., Rojas, H., Spackman, E., & Alexander, D. J. (2004). Recombination Resulting in Virulence Shift in Avian Influenza Outbreak, Chile. *Emerging Infectious Diseases*, *10*(4), 693–699. <https://doi.org/10.3201/eid1004.030396>
- Subbarao, K., Klimov, A., Katz, J., Regnery, H., Lim, W., Hall, H., Perdue, M., Swayne, D., Bender, C., Huang, J., Hemphill, M., Rowe, T., Shaw, M., Xu, X., Fukuda, K., & Cox, N. (1998). Characterization of an Avian Influenza A (H5N1) Virus Isolated from a Child with a Fatal Respiratory Illness. *Science*, *279*(January), 393–396. www.sciencemag.org
- Suttie, A., Tok, S., Yann, S., Keo, P., Horm, S. V., Roe, M., Kaye, M., Sorn, S., Holl, D., Tum, S., Buchy, P., Barr, I., Hurt, A., Greenhill, A. R., Karlsson, E. A., Vijaykrishna, D., Deng, Y. M., Dussart, P., & Horwood, P. F. (2019). Diversity of A(H5N1) clade 2.3.2.1c avian influenza viruses with evidence of reassortment in Cambodia, 2014–2016. *PLoS ONE*, *14*(12), 2014–2016. <https://doi.org/10.1371/journal.pone.0226108>
- Suzuki, Y., & Nei, M. (2002). Origin and Evolution of Influenza Virus Hemagglutinin Genes. *Mol Biol Evol*, *19*(4), 501–509.
- Swayne, D. E. (2014). Overview of avian influenza. In S. E. Aiello & M. A. Moses (Eds.), *The merck veterinary manual (online)*. Merck and Co. http://www.merckmanuals.com/mvm/poultry/avian_influenza/overview_of_avian_influenza.html
- Swayne, D. E. (2008). Avian influenza. *Foreign Animal Disease*, 137–146.
- Swayne, D. E., Suarez, D. L., & Sims, L. D. (2013). Influenza. In D. E. Swayne, J. R. Glisson, L. R. McDougald, L. K. Nolan, D. L. Suarez, &

- V. Nair (Eds.), *Disease of poultry* (13th ed., pp. 181–218). A John and Sons, Inc.
- Tabbu, C. R. (2000). *Penyakit Ayam dan Penanggulangannya - Volume 1*. Penerbit Kanisius.
- Tablante, L. N. (2012). *Clinical Presentation and Pathology of Avian Influenza*.
https://scholar.cu.edu.eg/?q=wafaaabdelghany/files/ai_ppt8.pdf.
- Takano, R., Nidom, C. A., Kiso, M., Muramoto, Y., Yamada, S., Sakai-Tagawa, Y., Macken, C., & Kawaoka, Y. (2009). Phylogenetic characterization of H5N1 avian influenza viruses isolated in Indonesia from 2003-2007. *Virology*, 390(1), 13–21.
<https://doi.org/10.1016/j.virol.2009.04.024>
- Taubenberger, J. K., & Kash, J. C. (2010). Influenza Virus Evolution, Host Adaptation and Pandemic Formation. *Cell Host Microbe*, 7(6), 440–451. <https://doi.org/10.1016/j.chom.2010.05.009>.
- Tong, S., Zhu, X., Li, Y., Shi, M., Zhang, J., Bourgeois, M., Yang, H., Chen, X., Recuenco, S., Gomez, J., Chen, L. M., Johnson, A., Tao, Y., Dreyfus, C., Yu, W., McBride, R., Carney, P. J., Gilbert, A. T., Chang, J., ... Donis, R. O. (2013). New World Bats Harbor Diverse Influenza A Viruses. *PLoS Pathogens*, 9(10).
<https://doi.org/10.1371/journal.ppat.1003657>
- Trobos Livestock. (2019). *Upaya Pengendalian AI terkini*.
<http://troboslivestock.com/detail-berita/2019/08/01/7/11876/>
- Tsukamoto, K., Imada, T., Tanimura, N., Okamatsu, M., Mase, M., Mizuhara, T., Swayne, D., & Yamaguchi, S. (2007). Impact of different husbandry conditions on contact and airborne transmission of H5N1 highly pathogenic avian influenza virus to chickens. *Avian Dis*, 51(1), 129–132.
- Tyas, A. S. W., Wuryastuty, H., Wasito, R., Srihanto, E. A., & Kurniawan, I. (2018). Analisis Patotipe Virus H5N1 Clade 2.3.2.1c yang Bersirkulasi di Provinsi Lampung Tahun 2016-2017. *Proc. of the 20th FAVA CONGRESS & The 15th KIVNAS PDHI*, 293–295.
- Urbaniak, K., & Markowska-daniel, I. (2014). In vivo reassortment of influenza viruses. *Acta Biochimica Polonica*, 61(3), 427–431.
- Vergara-Alert, J., Busquets, N., Ballester, M., Chaves, A. J., Rivas, R., Dolz, R., Wang, Z., Pleschka, S., Majó, N., Rodríguez, F., & Darji, A. (2014). The NS segment of H5N1 avian influenza viruses (AIV) enhances the virulence of an H7N1 AIV in chickens. *Veterinary Research*, 45(1), 1–11. <https://doi.org/10.1186/1297-9716-45-7>
- Wan, H., & Perez, D. R. (2006). Quail carry sialic acid receptors

- compatible with binding of avian and human influenza viruses. *Virology*, 346, 278–286. <https://doi.org/10.1016/j.virol.2005.10.035>
- Webster, R. G., Bean, W. J., Gorman, O. T., Chambers, T. M., & Kawaoka, Y. (1992). Evolution and ecology of influenza A viruses. *Microbiological Reviews*, 56(1), 152–179.
- Webster, R. G., Guan, Y., Peiris, M., Walker, D., Krauss, S., Zhou, N. N., Govorkova, E. A., Ellis, T. M., Dyrting, K. C., Sit, T., Perez, D. R., & Shortridge, K. F. (2002). Characterization of H5N1 Influenza Viruses That Continue To Circulate in Geese in Southeastern China. *Journal of Virology*, 76(1), 118–126. <https://doi.org/10.1128/JVI.76.1.118>
- Werner, O., & Harder, T. C. (2006). Avian Influenza. In W. Kamps, B.S., Hoffman, C., Preiser (Ed.), *Influenza Report*. Flying Publisher. www.influenzareport.com
- Wibawa, H. (2016). Dinamika Virus avian influenza H5N1 di Indonesia. *Trobos Livestock*, May, 56–59.
- Wibawa, H., Dharmawan, R., Mulyawan, H., & Mahawan, T. (2018). Deteksi dan identifikasi virus-virus reassortant highly pathogenic avian influenza H5N1 clade 2.3.2.1c dengan teknik next generation sequencing. *Buletin Laboratorium Veteriner*, 18(1), 1–13.
- Wibowo, M. H., Asmara, W., & Tabbu, C. R. (2006). Isolasi dan identifikasi serologis virus avian influenza dari sampel unggas yang diperoleh di D.I. Yogyakarta dan Jawa Tengah. *Jurnal Sain Veteriner*, 24(1), 77–83.
- Wibowo, M. H., Srihanto, E. A., Putri, K., Asmara, W., & Tabbu, C. R. (2013). The Development of Pathogenicity of Avian Influenza Virus Isolated from Indonesia. *Indonesian Journal of Biotechnology*, 18(2), 133–143. <https://doi.org/10.22146/ijbiotech.7876>
- World Health Organisation. (2020). *Cumulative number of confirmed human cases for avian influenza A (H5N1) reported to WHO, 2003-2015*. Epidemic and Pandemic Alert and Response (EPR) World Health Organization. http://www.who.int/influenza/human_animal_interface/EN_GIP_20160404cumulativenumberH5N1cases.pdf?ua=1
- Xiong, X., Martin, S. R., Haire, L. F., Wharton, S. A., Daniels, R. S., Bennett, M. S., McCauley, J. W., Collins, P. J., Walker, P. A., Skehel, J. J., & Gamblin, S. J. (2013). Receptor binding by an H7N9 influenza virus from humans. *Nature*, 499, 496–499. <https://doi.org/10.1038/nature12372>
- Xu, X., Subbarao, K., Cox, N. J., & Guo, Y. (1999). Genetic Characterization of the Pathogenic Influenza A / Goose / Guangdong /

1 / 96 (H5N1) Virus : Similarity of Its Hemagglutinin Gene to Those of H5N1 Viruses from the 1997 Outbreaks in Hong Kong. *Virology*, 261, 15–19.

Zhang, H., Hale, B. G., Xu, K., & Sun, B. (2013). Viral and host factors required for avian H5N1 influenza A virus replication in mammalian cells. *Viruses*, 5(6), 1431–1446. <https://doi.org/10.3390/v5061431>

Zhou, B., Donnelly, M. E., Scholes, D. T., St. George, K., Hatta, M., Kawaoka, Y., & Wentworth, D. E. (2009). Single-Reaction Genomic Amplification Accelerates Sequencing and Vaccine Production for Classical and Swine Origin Human Influenza A Viruses. *Journal of Virology*, 83(19), 10309–10313. <https://doi.org/10.1128/jvi.01109-09>

LAMPIRAN

Lampiran 1 Investigasi Outbreak Penyakit Unggas



Foto 1. Kandang itik di desa Sipodeceng dengan tipe *back yard* atau dilepaskan di bawah rumah panggung



Foto 2. Kandang itik sakit bercampur unggas lain dalam satu tempat




Foto 3. A. Itik mengalami gejala gangguan saraf dan tortikolis. B. Itik mengalami pembengkakan di fascial atau oedem berisi cairan.



Foto 4. Nekropsi dan pengambilan sampel organ itik

Lampiran 2 Isolasi dan Identifikasi Virus AI



Foto 5. Penomoran dan inkubasi telur ayam berembrio di dalam inkubator



Foto 6. Pengambilan cairan alantois dari TAB




Foto 7. Persiapan alat dan bahan pengujian HA cepat



Foto 8. Pengujian HA cepat

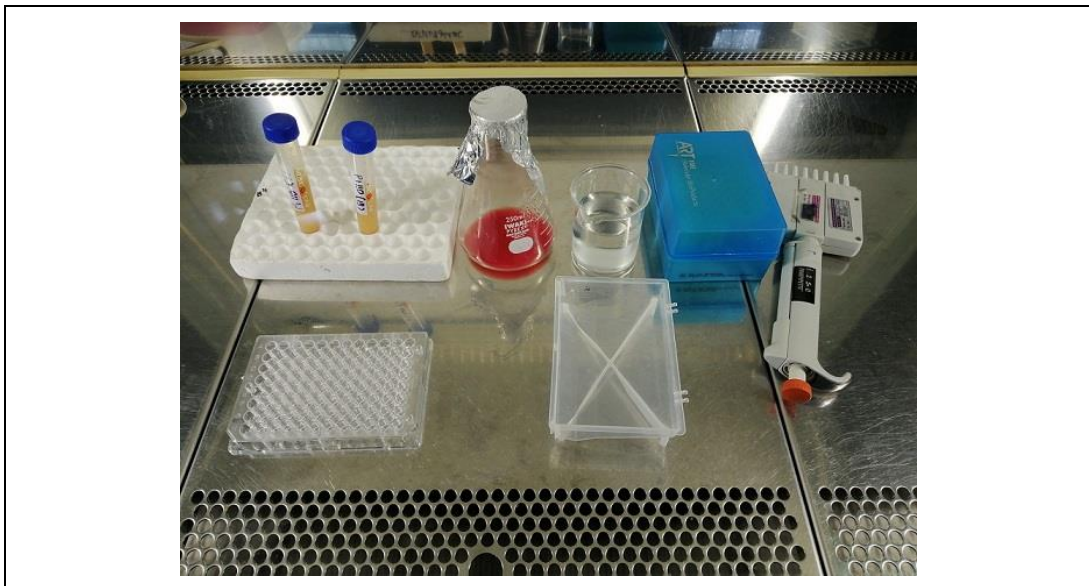


Foto 9. Persiapan alat dan bahan pengujian HA dan HI

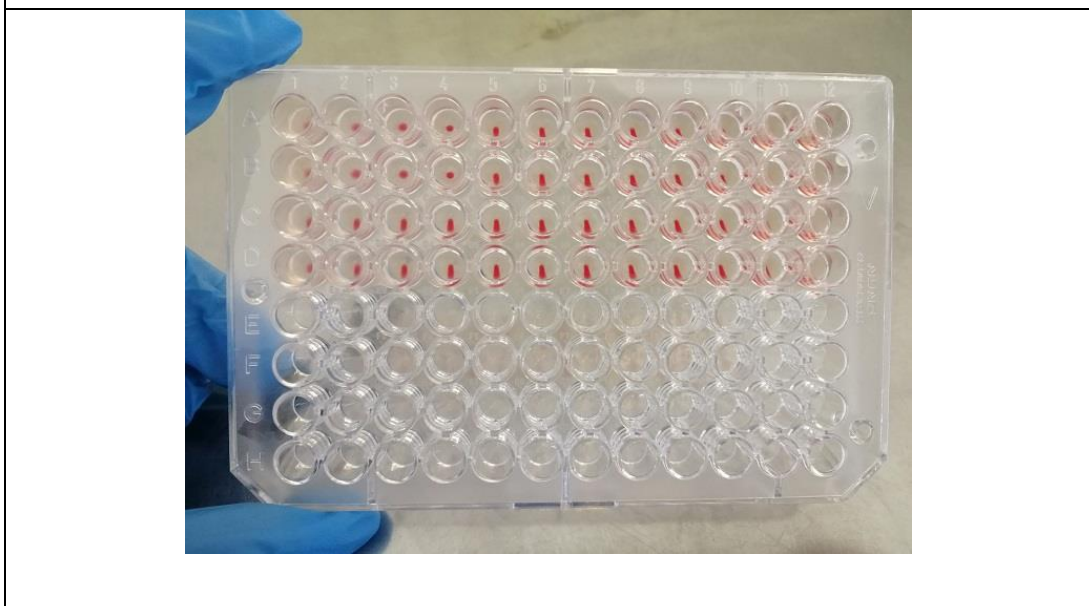


Foto 10. Pembacaan hasil pengujian HA

Lampiran 3 Gambaran Histopatologi Organ Unggas yang Terinfeksi Virus AI



Foto 11. Organ otak dengan perivascular cuffing (tanda panah)

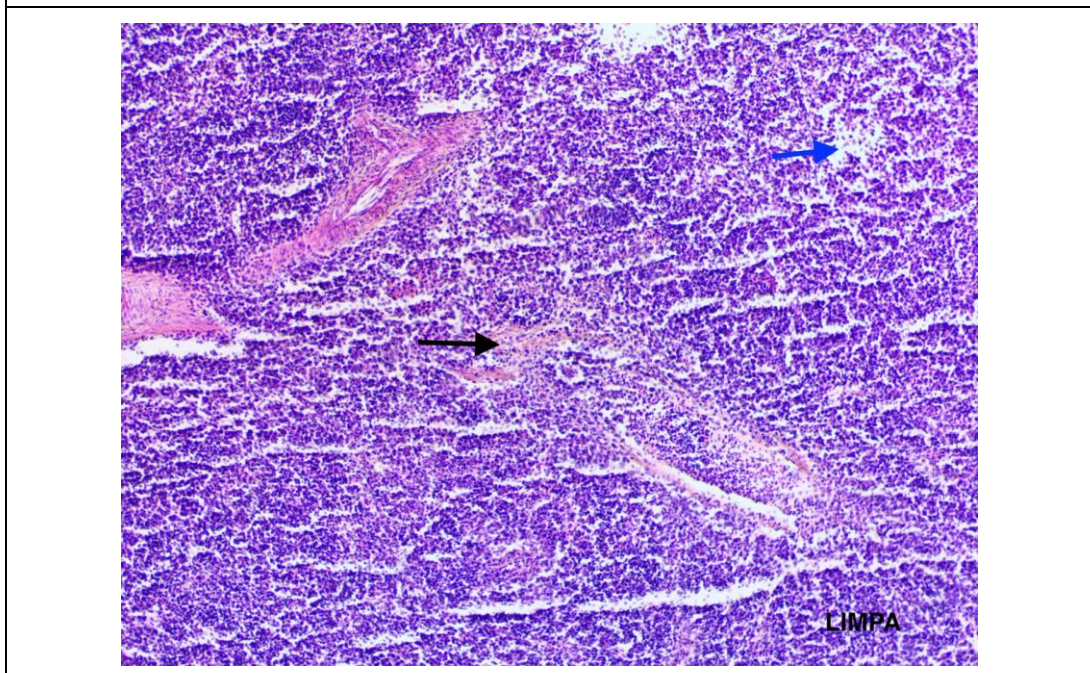


Foto 12. Organ limpa yang mengalami deplecy a limfosit (panah hitam), edema (panah biru)

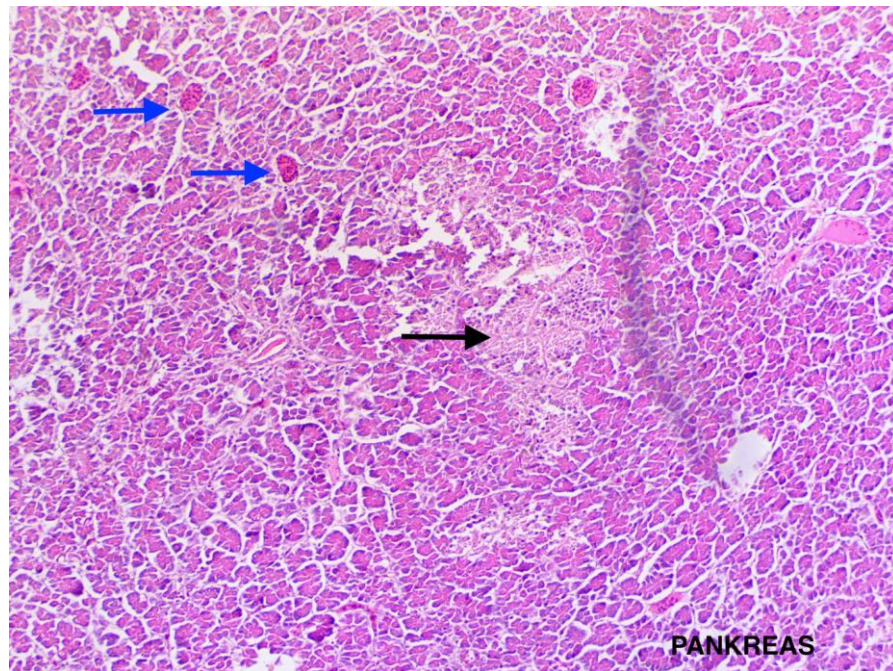


Foto 13. Organ pankreas dengan necrotic langerhans (panah hitam) dan congesti (panah biru)

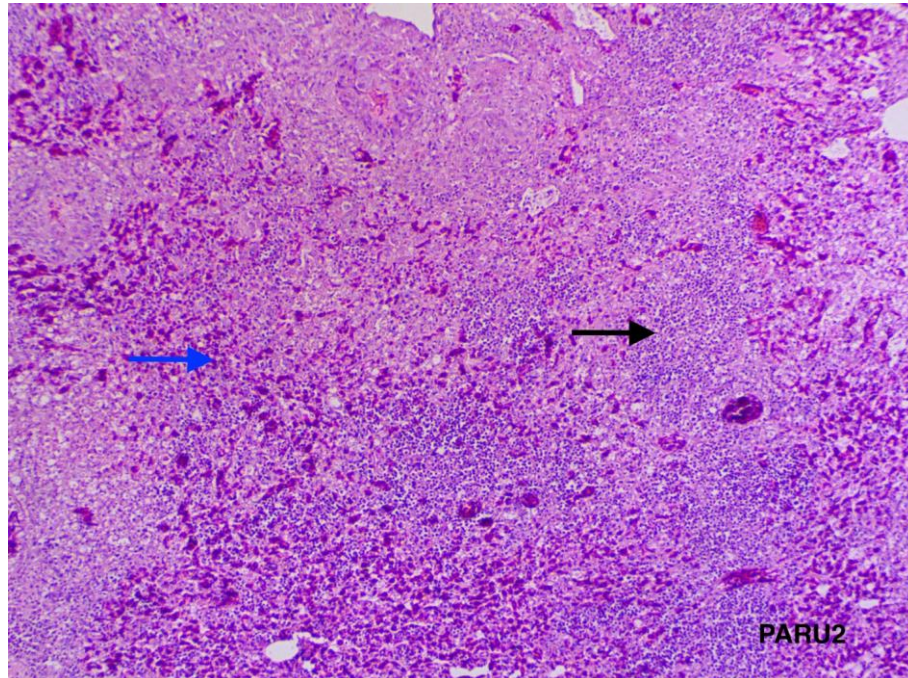


Foto 14. Organ paru-paru yang mengalami pneumonia interstitialis dengan sel limfosit (panah hitam), hemoragi multifokal (panah biru)

Lampiran 4 Rekomendasi Persetujuan Etik





KEMENTERIAN PENDIDIKAN DAN KEBUDAYAAN
UNIVERSITAS HASANUDDIN FAKULTAS KEDOKTERAN
KOMITE ETIK PENELITIAN KESEHATAN
RSPTN UNIVERSITAS HASANUDDIN
RSUP Dr. WAHIDIN SUDIROHUSODO MAKASSAR
Sekretariat : Lantai 2 Gedung Laboratorium Terpadu
JL.PERINTIS KEMERDEKAAN KAMPUS TAMALANREA KM.10 MAKASSAR 90245.
Contact Person: dr. Agussalim Bukhari.,M.Med.,Ph.D., SpGK TELP. 081241850858, 0411 5780103, Fax : 0411-581431

**REKOMENDASI PERSETUJUAN ETIK**

Nomor : 63/UN4.6.4.5.31/ PP36/ 2021

Tanggal: 8 Februari 2021

Dengan ini Menyatakan bahwa Protokol dan Dokumen yang Berhubungan Dengan Protokol berikut ini telah mendapatkan Persetujuan Etik :

No Protokol	UH21010011	No Sponsor Protokol	
Peneliti Utama	drh. Dewi Mutisari	Sponsor	
Judul Peneliti	Karakterisasi Gen Hemaglutinin Virus Flu Burung (Avian Influenza) H5N1 Isolat Unggas		
No Versi Protokol	2	Tanggal Versi	1 Februari 2021
No Versi PSP		Tanggal Versi	
Tempat Penelitian	Laboratorium Balai Besar Veteriner Maros dan Laboratorium Bioteknologi Balai Besar Veteriner Wates Jateng		
Jenis Review	<input type="checkbox"/> Exempted <input checked="" type="checkbox"/> Expedited <input type="checkbox"/> Fullboard Tanggal	Masa Berlaku 8 Februari 2021 sampai 8 Februari 2022	Frekuensi review lanjutan
Ketua Komisi Etik Penelitian Kesehatan FKUH	Nama Prof.Dr.dr. Suryani As'ad, M.Sc.,Sp.GK (K)	Tanda tangan 	
Sekretaris Komisi Etik Penelitian Kesehatan FKUH	Nama dr. Agussalim Bukhari, M.Med.,Ph.D.,Sp.GK (K)	Tanda tangan 	

Kewajiban Peneliti Utama:

- Menyerahkan Amandemen Protokol untuk persetujuan sebelum di implementasikan
- Menyerahkan Laporan SAE ke Komisi Etik dalam 24 Jam dan dilengkapi dalam 7 hari dan Lapo SUSAR dalam 72 Jam setelah Peneliti Utama menerima laporan
- Menyerahkan Laporan Kemajuan (progress report) setiap 6 bulan untuk penelitian resiko tinggi dan setiap setahun untuk penelitian resiko rendah
- Menyerahkan laporan akhir setelah Penelitian berakhir
- Melaporkan penyimpangan dari prokol yang disetujui (protocol deviation / violation)
- Mematuhi semua peraturan yang ditentukan

Lampiran 5 Surat Keterangan Jurnal



KEMENTERIAN PENDIDIKAN, KEBUDAYAAN,
RISET, DAN TEKNOLOGI
UNIVERSITAS HASANUDDIN
SEKOLAH PASCASARJANA

Sekretariat lantai 3 Jl. Perintis Kemerdekaan KM. 10 Makassar, 90245

SURAT KETERANGAN JURNAL

Yang bertanda tangan di bawah ini menerangkan bahwa:

Nama : Dewi Mutisari
 NIM : P062191008
 Program Studi : Biomedik
 Judul Jurnal : Phylogenetic Analysis of HPAI H5N1 Virus From Duck Swab Specimens in Indonesia

Naskah tersebut telah terakses online pada **Journal of Advanced Veterinary and Animal Research (JAVAR) (ISSN: 2311-7710)** dan di terbitkan pada **Vol 8 No 2 2021** yang terindex **Scopus Q3** dan mempunyai **Impact factor 0.28**



Makassar, 01 July 2021

a.n. Dekan
 Wakil Dekan Bidang Akademik
 dan Publikasi Ilmiah

Prof. Dr. Ing. Herman Parung, M.Eng
 NIP. 196207291987031001

Setelah ditandatangani, Silahkan digandakan/*Fotocopy*



Lampiran 6 Surat Keterangan Bebas Plagiasi



KEMENTERIAN RISET, TEKNOLOGI, DAN PENDIDIKAN TINGGI
 UNIVERSITAS HASANUDDIN
 SEKOLAH PASCASARJANA
 JL. PERINTIS KEMERDEKAAN KM. 10 MAKASSAR 90245 TELP.:(0411) 585034,585036 FAX. : (0411) 585868
 E-mail : info@pasca.unhas.ac.id Website : <http://pasca.unhas.ac.id>

SURAT KETERANGAN BEBAS PLAGIASI

Yang bertandatangan di bawah ini, menerangkan bahwa :


Nama : Dewi Mutisari
 NIM : P062191008
 Program Pendidikan : Magister
 Program Studi : Ilmu Biomedik
 Judul Tesis/Disertasi : Analisis Filogenetik Virus Influenza A H5n1 Isolat Itik Di Kabupaten Sidenreng Rappang

benar naskah Tesis/Disertasi yang bersangkutan telah melalui proses deteksi plagiasi menggunakan aplikasi Turnitin (maksimal 30%) dengan persentase tingkat kemiripan naskah tersebut sebesar 12 %

Demikian surat keterangan ini dibuat untuk dipergunakan sebagaimana mestinya.

Makassar, 2 Juni 2021

Menyetujui
 Ketua Program Studi S2
 Ilmu Biomedik


 Dr. dr. Ika Yustisia, M.Sc

Pemeriksa,


 Arman Jaya, S.Kom.

Mengetahui,

Wakil Dekan Bidang Akademik, Riset
 dan Publikasi Ilmiah


 Prof. Dr.-Ing.Ir.Herman Parung, M.Eng.
 NIP. 196207291987031001