

DAFTAR PUSTAKA

- Alabi AO, Jones DA, Latchford JW. 1999. *The efficacy of immersion as opposed to oral vaccination of *Penaeus indicus* larvae against *Vibrio harvey**. *Aquaculture* 178:1-11
- Alberts, B. W., 1994. *Biologi Molekuler Sel edisi kedua 1*. Mengenal sel. PT Gramedia Pustaka utama. Jakarta.
- Alim, Sahrul. 2010. *Kloning Dan Sekuensing Gen Penyandi Protein Permukaan Vp19 Wssv Isolat Situbondo*. Institut Pertanian Bogor. Hal : 10.
- Asahida, T., Kobayashi, Saitoh, K., and Nakayama, I. 1996. Tissue preservation and total DNA extraction from fish sore at ambient temperature using buffer containing high concentration of urea. *Fisheries Sciences*, 62(5):727-730.
- Atmomarsono M., 2004. *Pengelolaan Kesehatan Udang windu *penaeus monodon* di tambak*. *Akuakultura Indonesia* 5(2) : 73-78.
- Braak, K. 2002. *Haemocytic defence in black tiger shrimp (*penaeus monodon*)*. PhD thesis, Wageningen University – with ref. – with summary in Dutch. Netherlands. 159 pages.
- Brinkman, F. and D. Leipe. 2001. Phylogenetic Analysis. *In: Bioinformatics: A Practical Guide to the Analisis of Gene and Protein*. BAXEVANIS, A.D. and B.F.F. OUELLETTE (Eds.). John Willey & Sons. pp. 323 – 358.
- Cavalli-Sforza, L.L. 1997. Genes, Peoples and Languages. *Proc. Natl. Acad. Sci. USA*. 94(15): 7719 – 7724.
- Chang P, Lo C, Wang Y, Kou G. 1996. Identification of white spot syndrome associated baculovirus target organs in the shrimp *Penaeus monodon* by *in situ* hybridization. *Dies Aquat Organ* 27:131-139.
- Chen LL, Leu JH, Huang CJ, Chou CM, Chen SM, Wang CH, Lo CF, Kou GH. 2002a. Identification of a nucleocapsid protein (VP35) gene of shrimp white spot syndrome virus and characterization of the motif important for targeting VP35 to the nuclei of transfected insect cells. *Virology* 293:44-53.
- Chotigeat W, Tongsupa S, Supamataya K, Phongdara A. 2004. Effect of fucosidan on disease resistance of black tiger shrimp. *Aquaculture* 223:23-30.
- Chou, H. Y., Huang, C. Y., Wang, C. H., Chiang, H. C. & Lo, C. F. (1995). Pathogenicity of a baculovirus infection causing white spot syndrome in cultured penaeid shrimp in Taiwan. *Dis Aquat Organ* 23, 165–173.
- Estabrook, G. 1984. Phylogenetic trees and character-state trees. *In: Perspectives on the Reconstruction Evolutionary History Cladistics*.

DUNCAN, T. and T. STUESSY (Eds.). Columbia University Press. pp. 135-151.

Grattapaglia D, Chaparro J, Wilcox P, McCord S, Werner D, Amerson A, Mckeand S, bridgwater F, Whetten R, O'Malley D & Sederoff R. 1992. Mapping in woody plants with RAPD markers; application of RAPD Technology to Plant Breeding. Joint Plant Breeding Symposia Series CSSA/ ASHS/ AGA. Minneapolis, 1 November 1992.

Itami, T, 1994. *Body Defense System of Penaeid Shrimp, Seminar on Fish Physiology and Prevention of Epizootics*. Department of Aquaculture and Biology, Shimonoseki University of Fisheries, Japan, 7 : 59-65.

Jamilah. 2005. *Pengaruh Berbagai Macam Deterjen, Penambahan Garam dan Ekstrak Nanas (Ananas comusus) terhadap Hasil Isolasi DNA Berbagai Macam Buah sebagai Topik Praktikum Matakuliah Genetika*. Skripsi tidak diterbitkan. Malang: Program Sarjana Biologi.

Kilawati, Yuni. 2010. *Ekspresi Gen Ketahanan Dan Kerentanan Udang Vannamei Sebagai Respon WSSV*. (Online). Diakses hari Senin tanggal 6 Maret 2012. Makassar.

Kimbrell DA, Beutler B. 2001. *The evolution and genetics of innate immunity*. *Nat rev Gen* 2:256-267.

Liu, B.H. (1998). *Statistical Genomics: Linkage, mapping & QTL analysis*. CRC Press. New York.

Linacero J, Rueda, Vazquez AM. 1998. *Quantification of DNA*. Pages 18-21, Isaac G, Ingram DS, editor. *Molecular Tools for Screening Biodiversity : Plants and Animals*. Chapman and Hall. London, Weinheim, New York, Tokyo, Melbourn, Madras.

Lo, C. F., Leu, J. H., Ho, C. H. & 9 other authors (1996). Detection of baculovirus associated with white spot syndrome (WSBV) in penaeid shrimps using polymerase chain reaction. *Dis Aquat Organ* 25, 133-141. Lotz JM. 1997. Viruses, biosecurity, and spesific pathogen free stock in shrimp aquaculture. *World J Microbial Biotech* 13:405-413.

Mahasri, G. 2008. *Respon Imun Udang Windu (Penaeus monodon fabricus) yang diimunisasi Dengan Protein Membrane Immunogenik MP 38 dari zoothamnium penaei*. Jurnal di Universitas Brawijaya. Malang. (III) 22-28.

Martosudarmo, B., B. S. Ranoemihardjo. 1998. *Pedoman pembenihan Udang Penaeid. Biologi Udang Peneid*. Direktorat Jendral Perikanan Departemen Pertanian. Jepara.

Millamena OM, Coloso RM, Pascual FP. 2002. *Nutrition in Tropical Aquaculture Essentials of Fish Nutrition, Feeds, and Feeding of Tropical Aquatic Species*. Philippines: Aquaculture Department Southeast Asian Fisheries Development Center.

- Nadala ECB Jr, Tapay LM, Loh PC. 1998. Characterization of a non-occluded baculovirus-like agent pathogenic to penaeid to penaeid shrimp. *Dis Aquat Organ* 33:221-229.
- Namikoshi A, Wu JL, Yamashita T, Nishizawa T, Nishioka, T, Arimoto M, & Muroga K. 2004. Vaccination trials with *Panaeus japonicus* to induce resistance to white spot syndrome virus. *Aquaculture* 229:25-35.
- Natividad, K. D. T., Maria Veron P. Migo, Juan D. Albaladejo, Jose Paolo V. Magbanua., Nakao Nomura., Masatoshi Matsumura. 2006. Simultaneous PCR detection of two shrimp viruses (WSSV and MBV) in postlarvae of *Penaeus monodon* in the Philippines. *Aquaculture* 257, 142–149
- Paradisa, 2010. *Ekstraksi DNA* . Di akses melalui *Ekstraksi DNA/bahan-ajar/pcr/*. Online. Pada hari Minggu tanggal 5 Februari 2012. Makassar.
- Parenrengi, A. 2010. Peningkatan Resistensi Udang Windu *Penaeus monodon* terhadap penyakit White Spot Syndrome Virus Melalui Transfer Gen *Penaeus monodon* Antiviral. Institut Pertanian Bogor, Bogor. Hal 32.
- Pelzcar, M.J dan E.C.S. Chan. 1986. *Dasar – dasar mikrobiologi*. Universitas Indonesia. Jakarta.
- Pratiwi, R. 2001. *Mengenal Metode Elektroforesis*. Oseana. Volume XXVI. Nomor 1. Balitbang Biologi Laut, Puslitbang Oseanologi LIPI, Jakarta.
- Ratnasari, 2008. *Elektroforesis Gel*. Diakses melalui */wiki/Elektroforesis_gel*. Online. Pada hari Rabu tanggal 8 Februari 2012. Makassar.
- Sambrook, J., Fritsch, E.F., dan Maniatis, T. 1989. *Molecular Cloning*. Cold Spring Harbor Press. University of Texas South Western Medical Center, Texas. 1.47 hlm.
- Santoso, P.J. 2005. Modified CTAB-based DNA isolation procedure for fruit crops. *Jurnal Stigma* XIV(1):1-4.
- Scombes, C.J. 1994. *Enhancement of Fish Phagocyte Activity*. *Fish and Shellfish Immunology*, 4 : 421-436.
- Soderhall K, Thornqvist PO. 1997. *Crustacea Immunity - A Short review*. Didalam: Gudding R, Lillehang A, Midtlyng PJ, Brown F, editor. *Fish Vaccinology*. Basel: Karger. Hlm 45-51.
- Soetomo, M. 1990. *Teknik Budidaya Udang Windu. Kajian Sistem Resirkulasi Tertutup Menggunakan Biofilter Bivalvia dan Makroalgae pada Pembesaran Udang Windu (Panaeus monodon)*. Fakultas Perikanan dan Ilmu Kelautan. Universitas Padjadjaran.
- Sritunyalucksana, K., J. Srsalasa, Kenneth MC., Linda N., Timothy W. F. 2006. Comparison of PCR Testing Methods For White Spot Syndrome Virus (WSSV) Infections in Penaeid Shrimp. *Aquaculture* 255. 95-104.

- Stansfield, D Wiliam. Colome, S Jame. Cano, J Raul. 2003. *Schaum's Easy Outlines "Molecular and Cell Biology"*. California Polytechnic State University.
- Sudarmadji, S., 1996. *Teknik Analisa Biokimiawi*. Edisi Pertama. Liberty. Yogyakarta.
- Surzycki, S. 2000. *Basic Techniques in Molecular Biology*. Springer-Verlag, Berlin, Heidelberg, New York.
- Susanto, B. 2002. *Analisis 16s rDNA-mtDNA sebagai Marka Genetik Variabilitas Pertumbuhan Ikan Kerapu Macan (Epinephelus fuscoguttatus) melalui Metode PCR-RFLP*. Tesis tidak diterbitkan. Yogyakarta: Program Pascasarjana, Universitas Gadjah Mada.
- Suyanto SR, Mujiman A. 2004. *Budidaya Udang Windu*. Jakarta: Penebar Swadaya.
- Tidwell, J.H, Coyle S.D & Schulmeister G. 1998. *Effects of added substrate on the production and population characteristics of freshwater prawns Macrobrachium rosenbergii in ponds*. Journal of the World Aquaculture Society, 29:17-22.
- Tricahyo, E. 1995. *Biologi dan Kultur Udang Windu (Penaeus monodon FAB)*. Akademika Pressindo. Jakarta. 128 hlm.
- Tsai, J.-M., Wang, H.-C., Leu, J.-H., Hsiao, H.-H., Wang, A. H.-J., Kou, G.-H. & Lo, C.-F. (2004). Genomic and proteomic analysis of thirtynine structural proteins of shrimp white spot syndrome virus. *J Virol* 78, 11360–11370.
- Van Hulten MCW, Witteveldt J, Snippe M, Vlak JM. 2001a. *White spot syndrome envelope protein VP28 is involved in the systemic infections of shrimp*. *Virology* 285:228-233.
- Venegas CA et al. 1999. Pathogenicity of Penaeid rod-shape DNA virus (PRDV) to kuruma prawn in different developmental stages. *Fish Pathol* 34:19-23
- Wang, C. H., Lo, C. F., Leu, J. H. & 7 other authors (1995). Purification and genomic analysis of baculovirus associated with white spot syndrome (WSBV) of *Penaeus monodon*. *Dis Aquat Organ* 23, 239–242.
- Weeden NF, Timmerman GM, Hemma M, Kneen BE, Lodhi MA. 1992. Inheritance and reliability of RAPD markers. Application of RAPD Technology to Plant Breeding. Joint Plant Breeding Symposia Series CSSA/ ASHS/ AGA. Minneapolis, 1 November 1992.
- Witteveldt J, Cifuentes CC, Vlak JM, van Hulten MCW. 2004. Protections of *Penaeus monodon* against white spot syndrome virus by oral vaccination. *J Virol* 78:2057-2061.
- Wongprasert K, Khanobdee K, Glunukarn SS, Meeratana P, Withyachumnarnkul B. 2003. Time-course and levels of apoptosis in various tissues of black tiger shrimp *penaeus monodon* infected white white spot syndrome virus. *Dis Aquat Organ* 55:3-10

- Wongteerasupaya, C., Vickers, J. E., Sriurairatana, S. & 7 other authors (1995). A non-occluded, systemic baculovirus that occurs in cells of ectodermal and mesodermal origin and causes high mortality in the black tiger prawn *Penaeus monodon*. *Dis Aquat Organ* 21, 69–77.
- Yang F, He J, Lin X, Li Q, Pan D, Zhang X, and Xu X. 2001. Complete genome sequence of the shrimp white spot bacilliform virus. *J Virol* 75:11811-11820.
- Yi G, Wang Z, Qi Y, Yao L, Qian J, and Hu L. 2004. VP 28 of shrimp white spot syndrome virus is involved in the attachment and penetration into shrimp cells. *J Biochem Mol Biol* 37:726-734.
- Yowono T. 2005. *Biologi Molekuler*. Penerbit Erlangga, Jakarta. 269 hal.
- Zhang X, Huang C, Xu X, Hew CL. 2002. Identification and Localization of a prawn white spot syndrome virus gene that encodes an envelope protein. *J Gen Virol* 83:1069-1074.
- Zuidema D, van Hulten MCW, Marks H, Witteveldt J, Vlak JM. 2004. Virus-Host Interactions of White Spot Syndrome Virus. Di dalam: Leung KY, editor. *Current Trends in the Study of Bacterial and Viral Fish and Shrimp Diseases. Molecular Aspects of Fish and Marine Biology*; volume ke-3. Singapore: World Scientific Publishing. Hlm 237-255.

LAMPIRAN 1. ALAT DAN BAHAN YANG DIGUNAKAN DIDALAM PENELITIAN



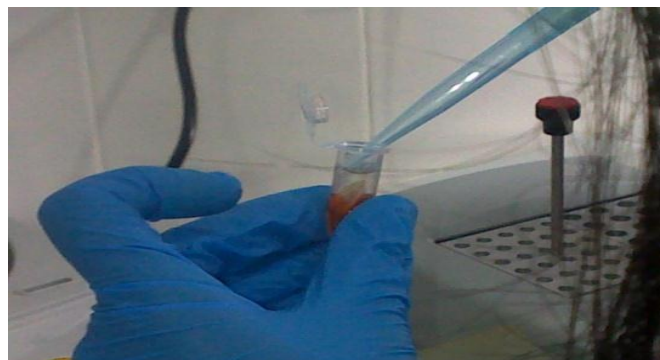


LAMPIRAN 2. DOKUMENTASI KEGIATAN PENELITIAN

1) Preparasi Sampel



2) Proses Ekstraksi Sampel





3) Menimbang Dan Membuat Agarosa



4) Pra PCR (Pencampuran Gen Dan Primer)



5) Sampel di PCR



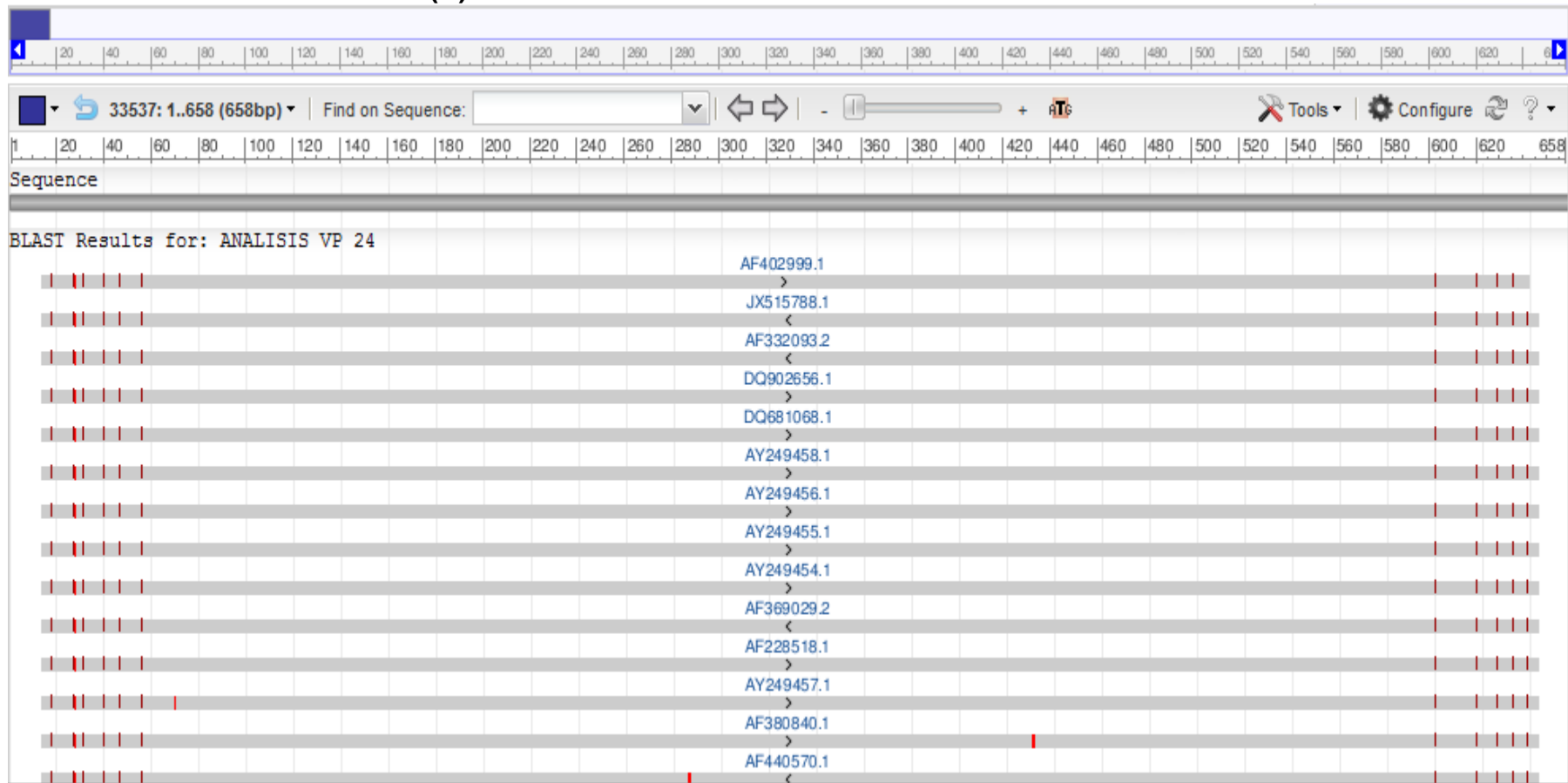
6) Pra Elektroforesis (Proses Loading Dye)



LAMPIRAN 3. KODE AKSESI VP24 WSSV DI BANK GEN

Description	Max score	Total score	Query cover	E value	Max ident	Accession
White spot syndrome virus strain K-LY1, complete genome	1090	1090	95%	0.0	98%	JX515788.1
White spot syndrome virus, complete genome	1090	1090	95%	0.0	98%	AF332093.2
Shrimp white spot syndrome virus major structural protein VP24 gene, complete cds	1090	1090	95%	0.0	98%	DQ902656.1
Shrimp white spot syndrome virus from India VP24 (VP24) gene, complete cds	1090	1090	95%	0.0	98%	DQ681068.1
Shrimp white spot syndrome virus isolate Indonesia 97 VP24 gene, complete cds	1090	1090	95%	0.0	98%	AY249458.1
Shrimp white spot syndrome virus isolate US 98/South Carolina VP24 gene, complete cds	1090	1090	95%	0.0	98%	AY249456.1
Shrimp white spot syndrome virus isolate China 99/Qindao VP24 gene, complete cds	1090	1090	95%	0.0	98%	AY249455.1
Shrimp white spot syndrome virus isolate China 95/Dalian VP24 gene, complete cds	1090	1090	95%	0.0	98%	AY249454.1
White spot syndrome virus, complete genome	1090	1090	95%	0.0	98%	AF369029.2
White spot syndrome virus ORF4441 gene, partial cds	1090	1090	95%	0.0	98%	AF402999.1
White spot syndrome virus VP24 gene, complete cds	1090	1090	95%	0.0	98%	AF228518.1
Shrimp white spot syndrome virus isolate Japan 98 VP24 gene, complete cds	1086	1086	95%	0.0	98%	AY249457.1
White spot syndrome virus major virion protein VP24 gene, complete cds	1086	1086	95%	0.0	98%	AF380840.1
Shrimp white spot syndrome virus, complete genome	1085	1085	95%	0.0	98%	AF440570.1
Shrimp white spot syndrome virus Vp24 gene, complete cds	1081	1081	95%	0.0	98%	AY422229.1
Shrimp white spot syndrome virus VP24 gene, complete cds	1079	1079	95%	0.0	98%	AY220745.1
Shrimp white spot syndrome virus from Iran VP24 gene, complete cds	1013	1013	95%	0.0	96%	DQ196431.1
Shrimp white spot syndrome virus isolate mexican nucleocapsid protein VP24 gene, partial cd	542	542	46%	2e-150	99%	AY713373.1

LAMPIRAN 4. ANALISIS BLAST (N) VP24 WSSV



LAMPIRAN 5. POHON FILOGENETIK VP24 WSSV

