

## DAFTAR PUSTAKA

- Bowles, Joseph E.1998 *Analisis dan Desain Pondasi Edisi Keempat Jilid 2*, Penerbit Erlangga, Jakarta.
- Forum Teknik Sipil No.XVII/3-September 2007. *Identifikasi Sebab-Sebab Kerusakan Oprit Jembatan dan Alternatif Penanganannya*.
- Hardiyatmo, Hary Christady. 2010.*Mekanika Tanah 1*, Gajah Mada University Press, Yogyakarta.
- Hardiyatmo, Hary Christady. 2007.*Mekanika Tanah 2*, Gajah Mada University Press, Yogyakarta.
- Hardiyatmo, Hary Christady. 2008.*Teknik Pondasi 2 Cetakan ke-4*, Beta Offset, Yogyakarta.
- Plaxis V.8. 2007.*Finite Element Code for Soil and Rock Analysis*. Software Manual and References..
- Smith, M.J. 1992.*Mekanika Tanah (Soil Mechanics) Edisi keempat*, Penerbit Erlangga, Jakarta.
- Sunggono, V.1995.*Buku Teknik Sipil*, Nova.Bandung
- .

Lampiran B Hasil Analisis Hubungan *Time-Displacement*

Lampiran B-1 Tabel Time-Displacement (U), STA 0+070

STA 0+070							
ZONA OPRIT BARAT				OPRIT BARAT			
Point	Step	Time [day]	U  [m]	Point	Step	Time [day]	U  [m]
0	0	0.00	0.00000	0	0	0.0000	0.00000
1	1	0.00	-0.00232	1	1	0.0000	0.00000
2	2	0.00	-0.00232	2	2	0.0000	0.00000
3	2	0.18	-0.00443	3	2	0.1811	0.00000
4	3	0.36	-0.00646	4	3	0.3623	0.00000
5	4	0.72	-0.01094	5	4	0.7245	0.00000
6	5	1.00	-0.01454	6	5	1.0000	0.00000
7	6	1.00	-0.01454	7	6	1.0000	0.00000
8	6	1.18	-0.01614	8	6	1.1811	0.00000
9	7	1.54	-0.01876	9	7	1.5434	0.00000
10	8	1.91	-0.02105	10	8	1.9057	0.00000
11	9	2.00	-0.02163	11	9	2.0000	0.00000
12	10	2.00	-0.02163	12	10	2.0000	0.00000
13	10	2.18	-0.02222	13	10	2.1811	-0.04925
14	11	2.23	-0.02236	14	11	2.2264	-0.04937
15	12	2.27	-0.02249	15	12	2.2717	-0.04948
16	13	2.36	-0.02271	16	13	2.3623	-0.04967
17	14	2.45	-0.02290	17	14	2.4528	-0.04984
18	15	2.54	-0.02308	18	15	2.5434	-0.04999
19	16	2.63	-0.02324	19	16	2.6340	-0.05012
20	17	2.82	-0.02353	20	17	2.8151	-0.05035
21	18	2.91	-0.02366	21	18	2.9057	-0.05046
22	19	3.09	-0.02391	22	19	3.0868	-0.05067
23	20	3.27	-0.02414	23	20	3.2679	-0.05086
24	21	3.36	-0.02425	24	21	3.3585	-0.05096
25	22	3.45	-0.02436	25	22	3.4491	-0.05105
26	23	3.63	-0.02457	26	23	3.6302	-0.05124
27	24	3.81	-0.02476	27	24	3.8113	-0.05142
28	25	4.17	-0.02514	28	25	4.1736	-0.05178
29	26	4.54	-0.02550	29	26	4.5358	-0.05212
30	27	4.90	-0.02584	30	27	4.8981	-0.05246
31	28	5.26	-0.02618	31	28	5.2604	-0.05279
32	29	5.98	-0.02681	32	29	5.9849	-0.05343
33	30	6.35	-0.02713	33	30	6.3472	-0.05375
34	31	7.00	-0.02767	34	31	7.0000	-0.05430

35	32	7.00	-0.02767
36	32	7.00	-0.02811
37	33	7.18	-0.03147
38	34	7.27	-0.03224
39	35	7.45	-0.03314
40	36	7.82	-0.03396
41	37	8.54	-0.03478
42	38	9.26	-0.03545
43	39	9.63	-0.03574
44	40	9.99	-0.03601
45	41	10.17	-0.03614
46	42	10.53	-0.03639
47	43	11.26	-0.03684
48	44	11.44	-0.03695
49	45	11.46	-0.03697
50	46	11.51	-0.03700
51	47	11.55	-0.03703
52	48	11.60	-0.03706
53	49	11.64	-0.03708
54	50	11.66	-0.03710
55	51	11.69	-0.03711
56	52	11.73	-0.03714
57	53	11.82	-0.03720
58	54	11.91	-0.03725
59	55	12.00	-0.03730
60	56	12.18	-0.03741
61	57	12.55	-0.03761
62	58	12.91	-0.03781
63	59	13.27	-0.03800
64	60	13.63	-0.03819
65	61	14.00	-0.03838
66	62	14.36	-0.03856
67	63	15.08	-0.03890
68	64	15.81	-0.03924
69	65	16.17	-0.03940
70	66	16.89	-0.03971
71	67	17.62	-0.04002
72	68	17.98	-0.04017
73	69	18.71	-0.04045
74	70	19.07	-0.04060
75	71	19.79	-0.04087
76	72	20.15	-0.04101

35	32	7.0000	-0.05430
36	32	7.0000	-0.05557
37	33	7.1811	-0.06161
38	34	7.2717	-0.06243
39	35	7.4528	-0.06337
40	36	7.8151	-0.06420
41	37	8.5396	-0.06497
42	38	9.2641	-0.06561
43	39	9.6264	-0.06589
44	40	9.9887	-0.06615
45	41	10.1698	-0.06627
46	42	10.5321	-0.06650
47	43	11.2566	-0.06692
48	44	11.4377	-0.06702
49	45	11.4604	-0.06703
50	46	11.5057	-0.06704
51	47	11.5509	-0.06706
52	48	11.5962	-0.06708
53	49	11.6415	-0.06710
54	50	11.6641	-0.06711
55	51	11.6868	-0.06712
56	52	11.7321	-0.06715
57	53	11.8226	-0.06720
58	54	11.9132	-0.06725
59	55	12.0038	-0.06730
60	56	12.1849	-0.06740
61	57	12.5472	-0.06759
62	58	12.9094	-0.06777
63	59	13.2717	-0.06795
64	60	13.6340	-0.06812
65	61	13.9962	-0.06828
66	62	14.3585	-0.06844
67	63	15.0830	-0.06874
68	64	15.8075	-0.06904
69	65	16.1698	-0.06918
70	66	16.8943	-0.06946
71	67	17.6189	-0.06973
72	68	17.9811	-0.06987
73	69	18.7056	-0.07013
74	70	19.0679	-0.07026
75	71	19.7924	-0.07051
76	72	20.1547	-0.07063

77	73	20.88	-0.04127
78	74	21.60	-0.04152
79	75	22.33	-0.04176
80	76	23.05	-0.04201
81	77	24.50	-0.04245
82	78	25.23	-0.04267
83	79	26.68	-0.04309
84	80	27.40	-0.04329
85	81	28.85	-0.04368
86	82	30.30	-0.04405
87	83	31.02	-0.04423
88	84	31.75	-0.04441
89	85	32.47	-0.04459
90	86	33.92	-0.04492
91	87	34.65	-0.04508
92	88	36.09	-0.04539
93	89	37.54	-0.04570
94	90	40.44	-0.04625
95	91	46.24	-0.04725
96	92	57.83	-0.04890
97	93	81.01	-0.05149
98	94	127.38	-0.05557
99	95	220.12	-0.06114
100	96	312.86	-0.06358
101	97	498.34	-0.06568
102	98	683.82	-0.06659
103	99	869.30	-0.06700
104	100	1054.78	-0.06718
105	101	1147.52	-0.06723
106	102	1240.26	-0.06727
107	103	1333.00	-0.06728
108	104	1379.37	-0.06729
109	105	1425.74	-0.06730
110	106	1518.48	-0.06731
111	107	1703.96	-0.06732
112	108	2007.00	-0.06732
113	109	2310.04	-0.06732

77	73	20.8792	-0.07087
78	74	21.6038	-0.07111
79	75	22.3283	-0.07134
80	76	23.0528	-0.07157
81	77	24.5019	-0.07199
82	78	25.2264	-0.07220
83	79	26.6754	-0.07259
84	80	27.4000	-0.07279
85	81	28.8490	-0.07316
86	82	30.2981	-0.07352
87	83	31.0226	-0.07370
88	84	31.7471	-0.07388
89	85	32.4717	-0.07405
90	86	33.9207	-0.07438
91	87	34.6452	-0.07455
92	88	36.0943	-0.07487
93	89	37.5434	-0.07518
94	90	40.4415	-0.07575
95	91	46.2377	-0.07682
96	92	57.8301	-0.07859
97	93	81.0150	-0.08145
98	94	127.3847	-0.08599
99	95	220.1242	-0.09221
100	96	312.8637	-0.09492
101	97	498.3427	-0.09724
102	98	683.8216	-0.09826
103	99	869.3006	-0.09870
104	100	1054.7796	-0.09890
105	101	1147.5190	-0.09897
106	102	1240.2585	-0.09900
107	103	1332.9980	-0.09902
108	104	1379.3678	-0.09903
109	105	1425.7375	-0.09904
110	106	1518.4770	-0.09905
111	107	1703.9560	-0.09906
112	108	2007.0000	-0.09906
113	109	2310.0440	-0.09907

Lampiran B-2 Tabel Time-Displacement, STA 0+090

STA 0+090							
ZONA OPRIT BARAT				OPRIT BARAT			
Point	Step	Time [day]	U  [m]	Point	Step	Time [day]	U  [m]
0	0	0.00	0.00000	0	0	0.0000	0.00000
1	1	0.00	-0.00539	1	1	0.0000	0.00000
2	2	0.00	-0.00539	2	2	0.0000	0.00000
3	2	0.19	-0.00802	3	2	0.1868	0.00000
4	3	0.56	-0.01304	4	3	0.5604	0.00000
5	4	1.00	-0.01958	5	4	1.0000	0.00000
6	5	1.00	-0.01958	6	5	1.0000	0.00000
7	5	1.09	-0.02048	7	5	1.0934	0.00000
8	6	1.19	-0.02150	8	6	1.1868	0.00000
9	7	1.28	-0.02250	9	7	1.2802	0.00000
10	8	1.37	-0.02343	10	8	1.3736	0.00000
11	9	1.47	-0.02427	11	9	1.4670	0.00000
12	10	1.56	-0.02505	12	10	1.5604	0.00000
13	11	1.75	-0.02658	13	11	1.7473	0.00000
14	12	1.93	-0.02799	14	12	1.9341	0.00000
15	13	2.00	-0.02848	15	13	2.0000	0.00000
16	14	2.00	-0.02848	16	14	2.0000	0.00000
17	14	2.05	-0.02869	17	14	2.0467	-0.03107
18	15	2.09	-0.02890	18	15	2.0934	-0.03129
19	16	2.19	-0.02931	19	16	2.1868	-0.03171
20	17	2.28	-0.02967	20	17	2.2802	-0.03209
21	18	2.47	-0.03030	21	18	2.4670	-0.03275
22	19	2.56	-0.03058	22	19	2.5604	-0.03304
23	20	2.65	-0.03085	23	20	2.6539	-0.03332
24	21	2.84	-0.03136	24	21	2.8407	-0.03386
25	22	3.03	-0.03184	25	22	3.0275	-0.03436
26	23	3.40	-0.03273	26	23	3.4011	-0.03530
27	24	4.15	-0.03434	27	24	4.1484	-0.03700
28	25	5.64	-0.03710	28	25	5.6429	-0.03996
29	26	7.00	-0.03926	29	26	7.0000	-0.04229
30	27	7.00	-0.03926	30	27	7.0000	-0.04229
31	27	7.00	-0.04138	31	27	7.0000	-0.04513
32	28	7.02	-0.04454	32	28	7.0234	-0.05084
33	29	7.04	-0.04438	33	29	7.0350	-0.05073
34	30	7.06	-0.04436	34	30	7.0584	-0.05078
35	31	7.06	-0.04437	35	31	7.0642	-0.05081
36	32	7.08	-0.04444	36	32	7.0759	-0.05089

37	33	7.10	-0.04460
38	34	7.15	-0.04500
39	35	7.24	-0.04594
40	36	7.43	-0.04786
41	37	7.80	-0.05086
42	38	8.55	-0.05410
43	39	10.04	-0.05599
44	40	13.03	-0.05868
45	41	19.01	-0.06408
46	42	30.96	-0.07172
47	43	54.88	-0.07829
48	44	102.70	-0.08203
49	45	198.35	-0.08332
50	46	389.65	-0.08356
51	47	772.25	-0.08358
52	48	1537.44	-0.08358
53	49	2007.00	-0.08358
54	50	2476.56	-0.08358

37	33	7.0992	-0.05107
38	34	7.1459	-0.05148
39	35	7.2394	-0.05243
40	36	7.4262	-0.05436
41	37	7.7998	-0.05736
42	38	8.5471	-0.06059
43	39	10.0416	-0.06247
44	40	13.0306	-0.06518
45	41	19.0087	-0.07062
46	42	30.9649	-0.07829
47	43	54.8772	-0.08486
48	44	102.7018	-0.08861
49	45	198.3510	-0.08990
50	46	389.6495	-0.09014
51	47	772.2465	-0.09016
52	48	1537.4405	-0.09016
53	49	2007.0000	-0.09016
54	50	2476.5595	-0.09016

Lampiran B-3 Tabel Time-Displacement, STA 0+100

STA 0+100							
ZONA OPRIT BARAT				OPRIT BARAT			
Point	Step	Time [day]	U  [m]	Point	Step	Time [day]	U  [m]
0	0	0.00000	0.00000	0	0	0.0000	0.0000
1	1	0.00000	-0.00390	1	1	0.0000	0.0000
2	2	0.00000	-0.00390	2	2	0.0000	0.0000
3	2	0.18968	-0.00573	3	2	0.1897	0.0000
4	3	0.37936	-0.00758	4	3	0.3794	0.0000
5	4	0.75873	-0.01169	5	4	0.7587	0.0000
6	5	1.00000	-0.01481	6	5	1.0000	0.0000
7	6	1.00000	-0.01481	7	6	1.0000	0.0000
8	6	1.18968	-0.01657	8	6	1.1897	0.0000
9	7	1.37936	-0.01843	9	7	1.3794	0.0000
10	8	1.56905	-0.02014	10	8	1.5690	0.0000
11	9	1.75873	-0.02167	11	9	1.7587	0.0000
12	10	1.94841	-0.02306	12	10	1.9484	0.0000
13	11	2.00000	-0.02342	13	11	2.0000	0.0000
14	12	2.00000	-0.02342	14	12	2.0000	0.0000
15	12	2.18968	-0.02388	15	12	2.1897	-0.0599
16	13	2.28452	-0.02417	16	13	2.2845	-0.0602

17	14	2.37936	-0.02445
18	15	2.47421	-0.02471
19	16	2.66389	-0.02517
20	17	2.75873	-0.02533
21	18	2.94841	-0.02561
22	19	3.32778	-0.02610
23	20	3.51746	-0.02634
24	21	3.70714	-0.02657
25	22	3.89682	-0.02679
26	23	4.08651	-0.02701
27	24	4.27619	-0.02722
28	25	4.46587	-0.02742
29	26	4.65555	-0.02762
30	27	5.03492	-0.02800
31	28	5.41428	-0.02837
32	29	5.79365	-0.02873
33	30	6.17301	-0.02908
34	31	7.00000	-0.02981
35	32	7.00000	-0.02981
36	32	7.00000	-0.03150
37	33	7.18968	-0.03508
38	34	7.28452	-0.03536
39	35	7.47421	-0.03593
40	36	7.85357	-0.03686
41	37	8.61230	-0.03777
42	38	9.37103	-0.03827
43	39	9.75039	-0.03852
44	40	10.50912	-0.03901
45	41	10.88849	-0.03926
46	42	11.64722	-0.03973
47	43	11.74206	-0.03979
48	44	11.75392	-0.03980
49	45	11.76577	-0.03981
50	46	11.78948	-0.03982
51	47	11.80134	-0.03983
52	48	11.82505	-0.03985
53	49	11.83690	-0.03986
54	50	11.84876	-0.03986
55	51	11.86061	-0.03987
56	52	11.88432	-0.03989
57	53	11.90803	-0.03990
58	54	11.95545	-0.03993

17	14	2.3794	-0.0604
18	15	2.4742	-0.0607
19	16	2.6639	-0.0611
20	17	2.7587	-0.0612
21	18	2.9484	-0.0614
22	19	3.3278	-0.0619
23	20	3.5175	-0.0621
24	21	3.7071	-0.0623
25	22	3.8968	-0.0625
26	23	4.0865	-0.0627
27	24	4.2762	-0.0629
28	25	4.4659	-0.0630
29	26	4.6556	-0.0632
30	27	5.0349	-0.0636
31	28	5.4143	-0.0640
32	29	5.7936	-0.0643
33	30	6.1730	-0.0647
34	31	7.0000	-0.0654
35	32	7.0000	-0.0654
36	32	7.0000	-0.0678
37	33	7.1897	-0.0736
38	34	7.2845	-0.0740
39	35	7.4742	-0.0746
40	36	7.8536	-0.0755
41	37	8.6123	-0.0764
42	38	9.3710	-0.0768
43	39	9.7504	-0.0771
44	40	10.5091	-0.0775
45	41	10.8885	-0.0778
46	42	11.6472	-0.0782
47	43	11.7421	-0.0782
48	44	11.7539	-0.0782
49	45	11.7658	-0.0782
50	46	11.7895	-0.0782
51	47	11.8013	-0.0782
52	48	11.8250	-0.0783
53	49	11.8369	-0.0783
54	50	11.8488	-0.0783
55	51	11.8606	-0.0783
56	52	11.8843	-0.0783
57	53	11.9080	-0.0783
58	54	11.9555	-0.0783

59	55	12.00287	-0.03996
60	56	12.05029	-0.03999
61	57	12.14513	-0.04004
62	58	12.19256	-0.04007
63	59	12.28740	-0.04013
64	60	12.47708	-0.04024
65	61	12.85644	-0.04046
66	62	13.23581	-0.04068
67	63	13.42549	-0.04078
68	64	13.52033	-0.04083
69	65	13.61517	-0.04089
70	66	13.80486	-0.04099
71	67	13.99454	-0.04109
72	68	14.08938	-0.04114
73	69	14.27906	-0.04124
74	70	14.46874	-0.04134
75	71	14.56359	-0.04139
76	72	14.75327	-0.04149
77	73	14.94295	-0.04159
78	74	15.13263	-0.04168
79	75	15.51200	-0.04187
80	76	15.89136	-0.04205
81	77	16.27073	-0.04223
82	78	17.02946	-0.04257
83	79	17.78819	-0.04290
84	80	18.16755	-0.04306
85	81	18.92628	-0.04337
86	82	19.68501	-0.04368
87	83	20.44374	-0.04397
88	84	21.20247	-0.04425
89	85	21.96120	-0.04453
90	86	22.71993	-0.04480
91	87	23.47866	-0.04506
92	88	24.23739	-0.04531
93	89	24.99612	-0.04555
94	90	25.75485	-0.04579
95	91	26.51358	-0.04603
96	92	28.03104	-0.04646
97	93	28.78977	-0.04668
98	94	30.30722	-0.04708
99	95	31.82468	-0.04747
100	96	33.34214	-0.04785

59	55	12.0029	-0.0784
60	56	12.0503	-0.0784
61	57	12.1451	-0.0784
62	58	12.1926	-0.0785
63	59	12.2874	-0.0785
64	60	12.4771	-0.0786
65	61	12.8564	-0.0788
66	62	13.2358	-0.0790
67	63	13.4255	-0.0791
68	64	13.5203	-0.0792
69	65	13.6152	-0.0792
70	66	13.8049	-0.0793
71	67	13.9945	-0.0794
72	68	14.0894	-0.0794
73	69	14.2791	-0.0795
74	70	14.4687	-0.0796
75	71	14.5636	-0.0796
76	72	14.7533	-0.0797
77	73	14.9430	-0.0798
78	74	15.1326	-0.0799
79	75	15.5120	-0.0801
80	76	15.8914	-0.0802
81	77	16.2707	-0.0804
82	78	17.0295	-0.0807
83	79	17.7882	-0.0810
84	80	18.1676	-0.0812
85	81	18.9263	-0.0814
86	82	19.6850	-0.0817
87	83	20.4437	-0.0820
88	84	21.2025	-0.0823
89	85	21.9612	-0.0825
90	86	22.7199	-0.0828
91	87	23.4787	-0.0830
92	88	24.2374	-0.0832
93	89	24.9961	-0.0835
94	90	25.7548	-0.0837
95	91	26.5136	-0.0839
96	92	28.0310	-0.0843
97	93	28.7898	-0.0845
98	94	30.3072	-0.0849
99	95	31.8247	-0.0853
100	96	33.3421	-0.0857



101	97	36.37706	-0.04854
102	98	37.13579	-0.04871
103	99	38.65325	-0.04903
104	100	41.68817	-0.04962
105	101	43.20563	-0.04991
106	102	46.24055	-0.05046
107	103	52.31038	-0.05141
108	104	64.45006	-0.05300
109	105	88.72940	-0.05561
110	106	137.28810	-0.05954
111	107	234.40548	-0.06439
112	108	428.64026	-0.06862
113	109	622.87503	-0.07029
114	110	817.10980	-0.07102
115	111	1011.34457	-0.07135
116	112	1205.57935	-0.07149
117	113	1302.69673	-0.07153
118	114	1496.93151	-0.07158
119	115	1751.96575	-0.07159
120	116	1815.72432	-0.07160
121	117	1879.48288	-0.07160
122	118	2007.00000	-0.07160
123	119	2134.51712	-0.07160

101	97	36.3771	-0.0864
102	98	37.1358	-0.0866
103	99	38.6532	-0.0869
104	100	41.6882	-0.0875
105	101	43.2056	-0.0878
106	102	46.2405	-0.0884
107	103	52.3104	-0.0894
108	104	64.4501	-0.0911
109	105	88.7294	-0.0939
110	106	137.2881	-0.0982
111	107	234.4055	-0.1036
112	108	428.6403	-0.1082
113	109	622.8750	-0.1100
114	110	817.1098	-0.1108
115	111	1011.3446	-0.1112
116	112	1205.5793	-0.1114
117	113	1302.6967	-0.1114
118	114	1496.9315	-0.1115
119	115	1751.9658	-0.1115
120	116	1815.7243	-0.1115
121	117	1879.4829	-0.1115
122	118	2007.0000	-0.1115
123	119	2134.5171	-0.1115

Lampiran C Hasil Analisis Hubungan Time-Active Pore Pressure

Lampiran C-1 Tabel Time-Active Pore Pressure, STA 0+070

Point	Step	Time [day]	Active PP [kN/m <sup>2</sup> ]
0	0	0.0000	0.0000
1	1	0.0000	-0.0945
2	2	0.0000	-0.0945
3	2	0.1811	-0.0176
4	3	0.3623	-0.0204
5	4	0.7245	-0.0248
6	5	1.0000	-0.0276
7	6	1.0000	-0.0276
8	6	1.1811	-0.1830
9	7	1.5434	-0.1878
10	8	1.9057	-0.1899
11	9	2.0000	-0.1905
12	10	2.0000	-0.1905
13	10	2.1811	-1.3753
14	11	2.2264	-1.5831
15	12	2.2717	-1.7502
16	13	2.3623	-2.0451
17	14	2.4528	-2.2549
18	15	2.5434	-2.4409
19	16	2.6340	-2.6120
20	17	2.8151	-2.9140
21	18	2.9057	-3.0682
22	19	3.0868	-3.3656
23	20	3.2679	-3.6552
24	21	3.3585	-3.8303
25	22	3.4491	-4.0606
26	23	3.6302	-4.5099
27	24	3.8113	-4.9492
28	25	4.1736	-5.7567
29	26	4.5358	-6.5100
30	27	4.8981	-7.2214
31	28	5.2604	-7.9159
32	29	5.9849	-9.1816
33	30	6.3472	-9.7871
34	31	7.0000	-10.8398
35	32	7.0000	-10.8398
36	32	7.0000	-11.2490

37	33	7.1811	-32.0314
38	34	7.2717	-31.7219
39	35	7.4528	-31.4811
40	36	7.8151	-31.9183
41	37	8.5396	-33.2563
42	38	9.2641	-34.0313
43	39	9.6264	-34.3207
44	40	9.9887	-34.5779
45	41	10.1698	-34.6718
46	42	10.5321	-34.8482
47	43	11.2566	-35.1132
48	44	11.4377	-35.1038
49	45	11.4604	-35.0493
50	46	11.5057	-34.9226
51	47	11.5509	-34.8055
52	48	11.5962	-34.7155
53	49	11.6415	-34.6547
54	50	11.6641	-34.6420
55	51	11.6868	-34.6430
56	52	11.7321	-34.6618
57	53	11.8226	-34.7038
58	54	11.9132	-34.7494
59	55	12.0038	-34.7997
60	56	12.1849	-34.8972
61	57	12.5472	-35.0653
62	58	12.9094	-35.2207
63	59	13.2717	-35.3620
64	60	13.6340	-35.4888
65	61	13.9962	-35.5965
66	62	14.3585	-35.6880
67	63	15.0830	-35.8467
68	64	15.8075	-35.9745
69	65	16.1698	-36.0313
70	66	16.8943	-36.1310
71	67	17.6189	-36.2163
72	68	17.9811	-36.2598
73	69	18.7056	-36.3397
74	70	19.0679	-36.3827
75	71	19.7924	-36.4734
76	72	20.1547	-36.5259
77	73	20.8792	-36.6196
78	74	21.6038	-36.7027
79	75	22.3283	-36.7827
80	76	23.0528	-36.8496

81	77	24.5019	-36.9563
82	78	25.2264	-37.0059
83	79	26.6754	-37.0691
84	80	27.4000	-37.1013
85	81	28.8490	-37.1324
86	82	30.2981	-37.1236
87	83	31.0226	-37.1202
88	84	31.7471	-37.1241
89	85	32.4717	-37.1338
90	86	33.9207	-37.1307
91	87	34.6452	-37.1318
92	88	36.0943	-37.1106
93	89	37.5434	-37.0559
94	90	40.4415	-36.8903
95	91	46.2377	-36.1667
96	92	57.8301	-34.3517
97	93	81.0150	-30.3221
98	94	127.3847	-22.6552
99	95	220.1242	-11.6110
100	96	312.8637	-7.1501
101	97	498.3427	-3.1515
102	98	683.8216	-1.3965
103	99	869.3006	-0.6221
104	100	1054.7796	-0.2778
105	101	1147.5190	-0.1708
106	102	1240.2585	-0.1049
107	103	1332.9980	-0.0699
108	104	1379.3678	-0.0527
109	105	1425.7375	-0.0397
110	106	1518.4770	-0.0205
111	107	1703.9560	-0.0028
112	108	2007.0000	0.0028
113	109	2310.0440	0.0033

Lampiran C-2 Tabel Time-Active Pore Pressure, STA 0+090

Point	Step	Time [day]	Active PP [kN/m <sup>2</sup> ]
0	0	0.0000	0.0000
1	1	0.0000	0.0000
2	2	0.0000	0.0000
3	2	0.1868	0.0000
4	3	0.5604	0.0000

5	4	1.0000	0.0000
6	5	1.0000	0.0000
7	5	1.0934	-0.0569
8	6	1.1868	-0.0562
9	7	1.2802	-0.0548
10	8	1.3736	-0.0540
11	9	1.4670	-0.0537
12	10	1.5604	-0.0535
13	11	1.7473	-0.0533
14	12	1.9341	-0.0536
15	13	2.0000	-0.0537
16	14	2.0000	-0.0537
17	14	2.0467	-0.5250
18	15	2.0934	-0.6630
19	16	2.1868	-0.6835
20	17	2.2802	-0.6684
21	18	2.4670	-0.6318
22	19	2.5604	-0.6178
23	20	2.6539	-0.6048
24	21	2.8407	-0.5767
25	22	3.0275	-0.5520
26	23	3.4011	-0.5078
27	24	4.1484	-0.4411
28	25	5.6429	-0.3627
29	26	7.0000	-0.3440
30	27	7.0000	-0.3440
31	27	7.0000	-7.6331
32	28	7.0234	-12.4858
33	29	7.0350	-9.2375
34	30	7.0584	-5.0191
35	31	7.0642	-4.1103
36	32	7.0759	-3.0475
37	33	7.0992	-1.5833
38	34	7.1459	-1.4840
39	35	7.2394	-1.2936
40	36	7.4262	-0.9434
41	37	7.7998	-0.7208
42	38	8.5471	-0.3966
43	39	10.0416	-0.3156
44	40	13.0306	-0.3050
45	41	19.0087	-0.2688
46	42	30.9649	-0.1583
47	43	54.8772	-0.0644
48	44	102.7018	-0.0185
49	45	198.3510	-0.0031

50	46	389.6495	-0.0003
51	47	772.2465	0.0000
52	48	1537.4405	0.0000
53	49	2007.0000	0.0000
54	50	2476.5595	0.0000

Lampiran C-3 Tabel Time-Active Pore Pressure, STA 0+100

Point	Step	Time [day]	Active PP [kN/m <sup>2</sup> ]
0	0	0.000000	0.000000
1	1	0.000000	-0.086522
2	2	0.000000	-0.086522
3	2	0.189682	-0.020117
4	3	0.379365	-0.023686
5	4	0.758730	-0.028960
6	5	1.000000	-0.031752
7	6	1.000000	-0.031752
8	6	1.189682	-0.254211
9	7	1.379365	-0.263317
10	8	1.569047	-0.264481
11	9	1.758730	-0.264401
12	10	1.948412	-0.265034
13	11	2.000000	-0.265202
14	12	2.000000	-0.265202
15	12	2.189682	-1.487187
16	13	2.284524	-1.933586
17	14	2.379365	-2.277275
18	15	2.474206	-2.550755
19	16	2.663888	-2.988313
20	17	2.758730	-3.187364
21	18	2.948412	-3.552145
22	19	3.327777	-4.193627
23	20	3.517459	-4.532634
24	21	3.707142	-4.885355
25	22	3.896824	-5.257085
26	23	4.086506	-5.646776
27	24	4.276189	-6.032833
28	25	4.465871	-6.424491
29	26	4.655554	-6.815238
30	27	5.034918	-7.574538

31	28	5.414283	-8.307803
32	29	5.793648	-9.027180
33	30	6.173013	-9.721337
34	31	7.000000	-11.129941
35	32	7.000000	-11.129941
36	32	7.000000	-11.539343
37	33	7.189682	-31.740987
38	34	7.284524	-31.481590
39	35	7.474206	-31.268456
40	36	7.853571	-31.691516
41	37	8.612300	-33.031912
42	38	9.371030	-33.922122
43	39	9.750395	-34.259600
44	40	10.509124	-34.812416
45	41	10.888489	-35.021570
46	42	11.647219	-35.333864
47	43	11.742060	-35.269526
48	44	11.753915	-35.218227
49	45	11.765770	-35.139850
50	46	11.789480	-34.970976
51	47	11.801336	-34.891123
52	48	11.825046	-34.757367
53	49	11.836901	-34.710461
54	50	11.848756	-34.684630
55	51	11.860611	-34.674179
56	52	11.884322	-34.668221
57	53	11.908032	-34.676387
58	54	11.955453	-34.703673
59	55	12.002873	-34.737210
60	56	12.050294	-34.776536
61	57	12.145135	-34.852985
62	58	12.192556	-34.892703
63	59	12.287397	-34.971115
64	60	12.477079	-35.116922
65	61	12.856444	-35.371992
66	62	13.235809	-35.576661
67	63	13.425491	-35.653212
68	64	13.520332	-35.664174
69	65	13.615174	-35.653597
70	66	13.804856	-35.631682
71	67	13.994538	-35.610541
72	68	14.089380	-35.604896
73	69	14.279062	-35.597358
74	70	14.468744	-35.605343


75	71	14.563586	-35.620057
76	72	14.753268	-35.659978
77	73	14.942950	-35.707702
78	74	15.132633	-35.760581
79	75	15.511998	-35.869754
80	76	15.891362	-35.983213
81	77	16.270727	-36.092221
82	78	17.029457	-36.290625
83	79	17.788186	-36.469050
84	80	18.167551	-36.553467
85	81	18.926281	-36.707617
86	82	19.685010	-36.842632
87	83	20.443740	-36.959840
88	84	21.202469	-37.064956
89	85	21.961199	-37.161476
90	86	22.719929	-37.251568
91	87	23.478658	-37.328653
92	88	24.237388	-37.397062
93	89	24.996117	-37.455681
94	90	25.754847	-37.508369
95	91	26.513576	-37.551064
96	92	28.031036	-37.610750
97	93	28.789765	-37.654686
98	94	30.307224	-37.704991
99	95	31.824684	-37.680557
100	96	33.342143	-37.634936
101	97	36.377061	-37.468388
102	98	37.135791	-37.450961
103	99	38.653250	-37.401123
104	100	41.688168	-37.225701
105	101	43.205627	-37.085538
106	102	46.240546	-36.743002
107	103	52.310382	-35.945583
108	104	64.450056	-34.038148
109	105	88.729402	-29.815175
110	106	137.288095	-22.642754
111	107	234.405482	-13.515916
112	108	428.640255	-5.552213
113	109	622.875028	-2.442250
114	110	817.109801	-1.075492
115	111	1011.344575	-0.475308
116	112	1205.579348	-0.210287
117	113	1302.696734	-0.128548
118	114	1496.931507	-0.041243
119	115	1751.965754	-0.019545




120	116	1815.724315	-0.013994
121	117	1879.482877	-0.009698
122	118	2007.000000	-0.003973
123	119	2134.517123	-0.000400



**Foto.01** Pengukuran Elevasi Zona Oprit Barat  
(Depan Gedung Graha Pena )



**Foto.02** Pengukuran Elevasi Zona Oprit Barat  
(Depan Gedung Kejaksaan)




**Foto.03** Pengukuran Elevasi Zona Oprit Timur  
(Depan Show Room Hadji Kalla)



**Foto.04** Pengukuran Elevasi Zona Oprit Timur  
(Depan Gedung DPRD)



**Foto.05** Pelaksanaan Sondir Titik S-01



**Foto.06** Pelaksanaan Sondir Titik S-02