

DAFTAR PUSTAKA

- Agustina, S., Ruslan., Wiraningtyas. (2016). Skrining Fitokimia Tanaman Obat Di Kabupaten Bima. *Journal Of Applied Chemistry*, 14(1).
- Alam, Mn., M Mostofa., M Khan., M Alim., A. R. dan A. T. (2014). Prevalence Of Gastrointestinal Helminth Infections In Indigenous Chickens Of Selected Areas Of Barisal District, Bangladesh. *Angl. J. Vet. Med.*, 12(2), 135–139.
- Asih, A. (2014). *Anthelmintik Infusa Daun Andong (Cordyline fruticosa) Terhadap Ascaridia Galli Secara In Vitro*. Universitas Atmajaya: Yogyakarta.
- Astuti, J. R. dan G. (2013). Uji fitokimia dan aktivitas antioksidan tumbuhan paku uban (*Nephrolepis biseratta* (Sw) Schott). *JKK*, 2(2), 118–122.
- Balqis, U., Hambal, M., Darmawi., Harris A., Rasmaidar., Athaillah F., Muttaqien., Azhar., Ismail dan Daud R. (2016). Perbandingan aktivitas antelmintik albendazole dan levamisole terhadap *Ascaridia galli* secara in vitro. *Acta Veterinaria Indonesiana*, 4(2), 97–102. <https://doi.org/10.29244/avi.4.2.97-102>
- Belete, A. (2016). Review on Major Gastrointestinal Parasites that Affect Chickens. *Journal of Biology, Agriculture and Healthcare*, 6(11), 2224–3208.
- Brar, Rajinder Singh., Rahul Kumar., Geeta Devi Leishangthem., Harmanjit Singh Banga., Nittin Dev Singh H. S. (2016). *Ascaridia galli* induced ulcerative proventriculitis in a poultry bird. *J Parasit Dis*. 40(2), 562–564.
- Darmawia, Balqisa, U., Hambala, M., Tiuriab, R., Frengkia, Priosoeryanto, B. P. (2013). Mucosal mast cells response in the jejunum of *Ascaridia galli*-Infected laying hens. *Media Peternakan*, 36(2), 113–119. <https://doi.org/10.5398/medpet.2013.36.2.113> 113-119
- Deptan. (2011). *Rencana Strategis Direktorat Jenderal Peternakan dan Kesehatan Hewan 2010 -2014*. Departemen Pertanian Republik Indonesia: Jakarta.
- Dirjen POM. (2014). *Farmakope Indonesia Edisi V*. Departemen Kesehatan RI: Jakarta.
- Fauzi, N. I. dan S. A. (2013). *Perbandingan infeksi dan morfologi Ascaridia galli pada ayam kampung (Gallus gallus domesticus) dan burung merpati (Columba livia)*. Universitas gajah mada: Yogyakarta.
- Hamzah, A., Hambal M., Balqis U., Maryam., dan R. (2016). Aktivitas Anti cacing Biji Veitchia merrillii terhadap *Ascaridia galli* secara In Vitro. *Traditional Medicine Journal*, 21(2), 55–62.
- Hanani, E. (2015). *Analisis Fitokimia*. Penerbit Buku Kedokteran EGC: Jakarta.
- Herbie, T. (2015). *Kitab Tanaman Berkhasiat Obat -226-Tumbuhan Obat Untuk Penyembuhan Penyakit Dan Kebugaran Tubuh*. OCTOPUS Publishing House: Yogyakarta.
- Ilyas, A. (2013). *Kimia Organik Bahan Alam*. Makassar: Universitas Alauddin.
- Jabar, A., Iqbal Z., Kerboeuf D., Muhammad G., Khan F.M.N dan A. M. (2006). Anthelmintic resistance: The State Of Playrevisited. *Life Sci*, 79, 2413–2431.
- Kuchai, J. A., Ahmad F., Chishti M. Z., Tak H., A. J. A. . and R. M. (2012). A study On Morphology and Morphometry Of *Haemonchus Contortus*. *Pak J Zool*, 44(6), 1737–1741.

- Kusumamihardja, S. (1992). *Parasit Dan Parasitosis Pada Hewan Ternak Dan Hewan Piaraan di Indonesia*. Pusat Antar Universitas: Institut Pertanian Bogor: Bogor
- Lalchandama, K. (2010). On the structure of *Ascaridia galli*, the roundworm of domestic fowl. *Sci Vis*, 10(1), 20–30.
- Leba, M. (2017). *Buku Ajar Ekstraksi dan Real Kromatografi*. Deepublis Publisher CV. Budi Utomo: Yogyakarta.
- Medion. (2020). *Tatacara Pemberian Obat Cacing*. Bandung: Medion.
- Mutiara E dan Wildan A. (2014). *Ekstraksi Flavonoid Dari Daun Pare (Momordica charantia L.) Berbantu Gelombang Mikro Sebagai Penurun Glukosa Secara In vitro*. Sekolah Tinggi Ilmu Farmasi: Semarang.
- Noer, M. A. (2017). *Uji Aktivitas Infusa Daun Pare (Momordica Charantia) Terhadap Cacing Paramphistomum Sp. Secara In Vitro (Skripsi)*. Universitas Hasanuddin: Makassar.
- Notoatmodjo, S. (2005). *Metodologi Penelitian Kesehatan*. Rineka Cipta.
- Pane, E. R. (2013). Uji Aktivitas Senyawa Antioksidan dari Ekstrak Metanol Kulit Pisang Raja (*Musa Paradisiaca Sapientum*). *Jurnal Valensi*, 3(2), 76–81.
- Qi, LW., Liu E-H, Chu C, Peng Y-B, Cia H X. (2010). Anti-diabetic agents from natural products-An update from 2004 to 2009. *Current Topics in Med Chem*, 10(4), 434–457.
- Raharjo, T. J. (2013). *Kimia Hasil Alam*. Yogyakarta: Pustaka Pelajar.
- Salam, S. . (2015). Ascariasis In Backyard Chicken-Prevalence, Pathology And Control. *Int. J. Recent Sci Res*, 6(4), 3361–3365.
- Schrank, C. (1988). *Parasites of Farmed Chicken*. Sheffield Academic Press: Sheffield.
- Subahar, T. (2004). *Khasiat Dan Manfaat Pare, Si Pahit Pembasmi Penyakit*. Agromedia Pustaka: Jakarta.
- Suripta, H. (2011). Efikasi Beberapa Simplisia terhadap Cacing Giling Ayam (*Ascaridia galli*) dengan Aplikasi In Vitro. *Majalah Ilmiah*, 0853 – 0122.
- Ulya, N., Agustina TE. (2014). Uji Daya Anti cacing Ekstrak Etanol Daun Kumis Kucing (*Orthosiphon aristatus*) sebagai Anti cacing Terhadap *Ascaris suum* secara in vitro. *Majalah Kesehatan FK UB*, 1(3), 130–136.

LAMPIRAN

Lampiran 1. Mortalitas 100% cacing *Ascaridia galli* dalam Rebusan Daun Pare (*Momordica charantia*)

Waktu (menit)	Mortalitas cacing											
	RDP 10%			RDP 20%			Kontrol (+)			Kontrol (-)		
	U1	U2	U3	U1	U2	U3	U1	U2	U3	U1	U2	U3
15	0	0	0	0	0	0	0	0	0	0	0	0
30	0	0	0	0	0	0	1	0	1	0	0	0
45	0	0	0	0	0	0	3	2	1	0	0	0
60	0	0	0	0	0	0	3	3	2	0	0	0
75	0	0	0	0	0	0	4	4	3	0	0	0
90	0	0	0	0	0	0	4	4	5	0	0	0
105	0	0	0	0	0	0	5	5	6	0	0	0
120	0	0	0	0	0	0	6	6	6	0	0	0
135	0	0	0	0	0	0	6	6	6	0	0	0
150	0	0	0	0	0	0	6	6	6	0	0	0
165	0	0	0	1	0	0	6	6	6	0	0	0
180	0	0	0	1	1	1	6	6	6	0	0	0
195	0	0	0	2	1	1	6	6	6	0	0	0
210	0	0	0	3	2	2	6	6	6	0	0	0
225	0	0	0	3	2	2	6	6	6	0	0	0
240	0	0	0	4	4	3	6	6	6	0	0	0
255	0	1	0	4	4	3	6	6	6	0	0	0
270	1	1	1	5	4	4	6	6	6	0	0	0
285	2	1	1	5	5	5	6	6	6	0	0	0
300	2	2	2	6	6	6	6	6	6	0	0	0
315	2	3	2	6	6	6	6	6	6	0	0	0
330	3	3	2	6	6	6	6	6	6	0	0	0

Lampiran 2. Uji *Kruskal Wallis***NPar Tests****Notes**

Output Created	16-AUG-2020 15:26:53	
Comments		
Input	Active Dataset	DataSet0
	Filter	<none>
	Weight	<none>
	Split File	<none>
	N of Rows in Working Data File	12
Missing Value Handling	Definition of Missing	User-defined missing values are treated as missing.
	Cases Used	Statistics for each test are based on all cases with valid data for the variable(s) used in that test.
Syntax	NPAR TESTS /K-W=p2 BY Perlakuan1_A(1 4) /MISSING ANALYSIS.	
Resources	Processor Time	00:00:00,00
	Elapsed Time	00:00:00,05
	Number of Cases Allowed ^a	224694

a. Based on availability of workspace memory.

Kruskal-Wallis Test

Ranks

	Perlakuan	N	Mean Rank
waktu kematian akhir	kontrol (-)	3	11.00
	Kontrol (+)	3	2.00
	RDP 10%	3	8.00
	RDP 20%	3	5.00
	Total	12	

Test Statistics^{a,b}

waktu kematian
akhir

Kruskal-Wallis H	10.722
Df	3
Asymp. Sig.	.013

a. Kruskal Wallis Test

b. Grouping Variable: Perlakuan

Perlakuan

Case Processing Summary

		Cases				
		Valid		Missing		Total
	Perlakuan	N	Percent	N	Percent	N
waktu kematian akhir	kontrol (-)	3	100.0%	0	0.0%	3
	Kontrol (+)	3	100.0%	0	0.0%	3

RDP 10%	3	100.0%	0	0.0%	3
RDP 20%	3	100.0%	0	0.0%	3

Descriptives

Perlakuan			Statistic	Std. Error	
waktu kematian akhir	kontrol (-)	Mean	885.0000	8.66025	
		95% Confidence Interval for Mean	Lower Bound	847.7379	
			Upper Bound	922.2621	
		5% Trimmed Mean	.		
		Median	885.0000		
		Variance	225.000		
		Std. Deviation	15.00000		
		Minimum	870.00		
		Maximum	900.00		
		Range	30.00		
		Interquartile Range	.		
		Skewness	.000	1.225	
		Kurtosis	.	.	
		Kontrol (+)	Mean	115.0000	5.00000
			95% Confidence Interval for Mean	Lower Bound	93.4867
Upper Bound	136.5133				
5% Trimmed Mean	.				
Median	120.0000				
Variance	75.000				

	Std. Deviation		8.66025	
	Minimum		105.00	
	Maximum		120.00	
	Range		15.00	
	Interquartile Range		.	
	Skewness		-1.732	1.225
	Kurtosis		.	.
RDP 10%	Mean		420.0000	.00000
	95% Confidence Interval for Mean	Lower Bound	420.0000	
		Upper Bound	420.0000	
	5% Trimmed Mean		420.0000	
	Median		420.0000	
	Variance		.000	
	Std. Deviation		.00000	
	Minimum		420.00	
	Maximum		420.00	
	Range		.00	
	Interquartile Range		.00	
	Skewness		.	.
	Kurtosis		.	.
RDP 20%	Mean		300.0000	.00000
	95% Confidence Interval for Mean	Lower Bound	300.0000	
		Upper Bound	300.0000	
	5% Trimmed Mean		300.0000	

Median	300.0000	
Variance	.000	
Std. Deviation	.00000	
Minimum	300.00	
Maximum	300.00	
Range	.00	
Interquartile Range	.00	
Skewness	.	.
Kurtosis	.	.

Tests of Normality

	Perlakuan	Kolmogorov-Smirnov ^a			Shapiro-Wilk	
		Statistic	df	Sig.	Statistic	df
waktu kematian akhir	kontrol (-)	.175	3	.	1.000	3
	Kontrol (+)	.385	3	.	.750	3
	RDP 10%	.	3	.	.	3
	RDP 20%	.	3	.	.	3

Nonparametric Tests

Notes

Output Created	16-AUG-2020 15:34:16
Comments	
Input	Active Dataset DataSet0

Filter	<none>
Weight	<none>
Split File	<none>
N of Rows in Working Data File	12
Syntax	<pre> NPTESTS /INDEPENDENT TEST (p2) GROUP (Perlakuan1_A) /MISSING SCOPE=ANALYSIS USERMISSING=EXCLUDE /CRITERIA ALPHA=0.05 CILEVEL=95. </pre>
Resources	
Processor Time	00:00:01,14
Elapsed Time	00:00:01,15

Hypothesis Test Summary

	Null Hypothesis	Test	Sig.
1	The distribution of waktu kematian akhir is the same across categories of Perlakuan.	Independent-Samples Kruskal-Wallis Test	.013

Independent-Samples Kruskal-Wallis Test

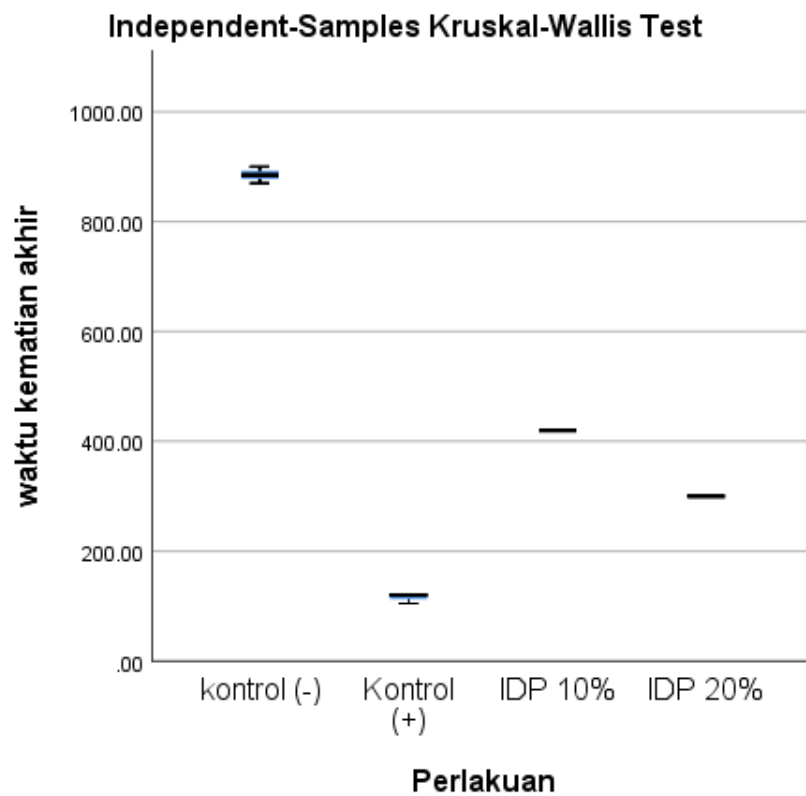
waktu kematian akhir across Perlakuan

Independent-Samples Kruskal-Wallis Test Summary

Total N	12
---------	----

Test Statistic	10.722 ^a
Degree Of Freedom	3
Asymptotic Sig.(2-sided test)	.013

a. The test statistic is adjusted for ties.



Pairwise Comparisons of Perlakuan

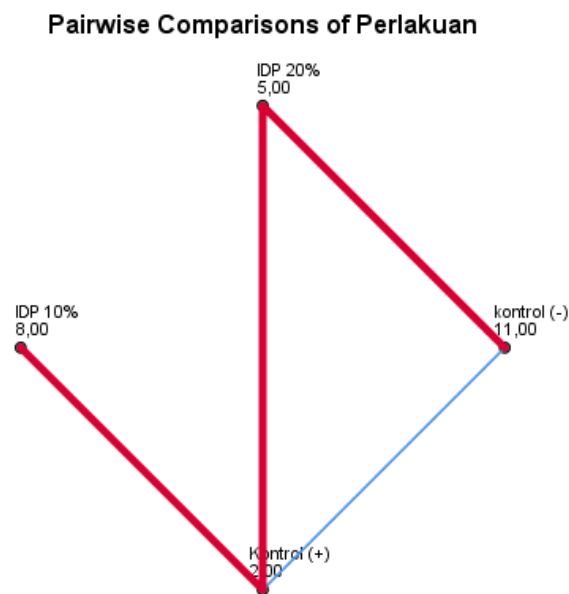
Sample 1-Sample 2	Test Statistic	Std. Error	Std. Test Statistic	Sig.	Adj. Sig. ^a
Kontrol (+)-RDP 20%	-3.000	2.897	-1.035	.300	1.000
Kontrol (+)-RDP 10%	-6.000	2.897	-2.071	.038	.230
Kontrol (+)-kontrol (-)	9.000	2.897	3.106	.002	.011
RDP 20%-RDP 10%	3.000	2.897	1.035	.300	1.000

RDP 20%-kontrol (-)	6.000	2.897	2.071	.038	.230
RDP 10%-kontrol (-)	3.000	2.897	1.035	.300	1.000

Each row tests the null hypothesis that the Sample 1 and Sample 2 distributions are the same.

Asymptotic significances (2-sided tests) are displayed. The significance level is .05.

a. Significance values have been adjusted by the Bonferroni correction for multiple tests.



Each node shows the sample average rank of Perlakuan.

Lampiran 3. Uji *Mann Whitney*

Mann-Whitney Test

Ranks

	Perlakuan	N	Mean Rank	Sum of Ranks
waktu kematian akhir	kontrol (-)	3	5.00	15.00
	Kontrol (+)	3	2.00	6.00
	Total	6		

Test Statistics^a

waktu kematian akhir	
Mann-Whitney U	.000
Wilcoxon W	6.000
Z	-1.993
Asymp. Sig. (2-tailed)	.046
Exact Sig. [2*(1-tailed Sig.)]	.100 ^b

a. Grouping Variable: Perlakuan

b. Not corrected for ties.

Mann-Whitney Test**Ranks**

	Perlakuan	N	Mean Rank	Sum of Ranks
waktu kematian akhir	kontrol (-)	3	5.00	15.00
	RDP 10%	3	2.00	6.00
	Total	6		

Test Statistics^a

waktu kematian akhir	
Mann-Whitney U	.000

Wilcoxon W	6.000
Z	-2.087
Asymp. Sig. (2-tailed)	.037
Exact Sig. [2*(1-tailed Sig.)]	.100 ^b

a. Grouping Variable: Perlakuan

b. Not corrected for ties.

Mann-Whitney Test

Ranks

	Perlakuan	N	Mean Rank	Sum of Ranks
waktu kematian akhir	kontrol (-)	3	5.00	15.00
	RDP 20%	3	2.00	6.00
	Total	6		

Test Statistics^a

waktu kematian
akhir

Mann-Whitney U	.000
Wilcoxon W	6.000
Z	-2.087
Asymp. Sig. (2-tailed)	.037
Exact Sig. [2*(1-tailed Sig.)]	.100 ^b

a. Grouping Variable: Perlakuan

b. Not corrected for ties.

Mann-Whitney Test

		Ranks			
		Perlakuan	N	Mean Rank	Sum of Ranks
waktu kematian akhir	Kontrol (+)		3	2.00	6.00
	RDP 10%		3	5.00	15.00
	Total		6		

Test Statistics^a

waktu kematian akhir	
Mann-Whitney U	.000
Wilcoxon W	6.000
Z	-2.121
Asymp. Sig. (2-tailed)	.034
Exact Sig. [2*(1-tailed Sig.)]	.100 ^b

a. Grouping Variable: Perlakuan

b. Not corrected for ties.

Mann-Whitney Test

		Ranks			
		Perlakuan	N	Mean Rank	Sum of Ranks
waktu kematian akhir	Kontrol (+)		3	2.00	6.00

	RDP 20%	3	5.00	15.00
	Total	6		

Test Statistics^a

waktu kematian akhir	
Mann-Whitney U	.000
Wilcoxon W	6.000
Z	-2.121
Asymp. Sig. (2-tailed)	.034
Exact Sig. [2*(1-tailed Sig.)]	.100 ^b

a. Grouping Variable: Perlakuan

b. Not corrected for ties.

Mann-Whitney Test

Ranks

	Perlakuan	N	Mean Rank	Sum of Ranks
waktu kematian akhir	RDP 10%	3	5.00	15.00
	RDP 20%	3	2.00	6.00
	Total	6		

Test Statistics^a

waktu kematian akhir	
Mann-Whitney U	.000

Wilcoxon W	6.000
Z	-2.236
Asymp. Sig. (2-tailed)	.025
Exact Sig. [2*(1-tailed Sig.)]	.100 ^b

a. Grouping Variable: Perlakuan

b. Not corrected for ties.

Lampiran 4. Dokumentasi Kegiatan


1. Daun pare (*Momordica charantia*)



2. Proses pengeringan Daun pare menggunakan Oven



3. Pembuatan Rebusan Daun pare



(Dilakukan penimbangan simplisia daun pare)



(Dilakukan perebusan simplisia daun pare selama ± 15 menit)



(Rebusan Daun Pare konsentrasi 10% dan 20%)

4. Kolesksi sampel *Ascaridia galli* pada usus ayam



5. Pengamatan



(Kontrol negatif dan Kontrol positif)



(Pengamatan rebusan daun pare konsentrasi 10% dan 20%)