

## DAFTAR PUSTAKA

Ramirez, David. 2007, "IPTV Security : Protecting High-Value Digital Contents". John Wiley and Sons, Ltd

Simpson, West. 2008 , "Video Over IP : IPTV, Internet Video, H.264,P2P, Web TV, and Streaming: A Complete Guide to Understanding the Technology". Second Edition, Focal Press

Austerberry, David. 2005. "The Technology of Audio and Video Streaming".. Second Edition, Focal Press.

Clyde F. Coombs, Jr., Catherine Ann Coombs. 1998. "Communications Network Test & Measurement Handbook". McGraw-Hill

Chaudhuri, Rajiv. Ericsson Consulting. 2008. "End to End IPTV Design and Implementation, How to avoid Pitfalls"

Simpson West., Greenfield Howard. 2007. "IPTV and Internet Video\_Expanding the Reach of Television Broadcasting". Focal Press..

O'driscoll, Gerard. 2008 "Next generation IPTV services and technologies". John Wiley & Sons, Inc.

Waggoner, Ben. 2010 "Compression for great video and audio : master tips and common sense". Focal Press

Penerbit Andi, Madcoms. 2010 "Kupas Tuntas Adobe Dreamwaver CS5 dengan Pemograman PHP & MySQL"

Waggoner, Ben. 2010 "Compression for great video and audio : master tips and common sense". Focal Press

Microsoft Corporation. 2003 "Delivering IPTV with the Windows Media platform"

PRASIMAX Product Research Division, 2002 "Protokol TCP/IP Bagian 1" Revision 1.0

Alliance for Telecommunications Industry Solutions. 2005 *ATIS IPTV Exploratory Group Report and Recommendation to the TOPS Council*. 1200 G Street, NW, Suite 500, Washington, DC 20005

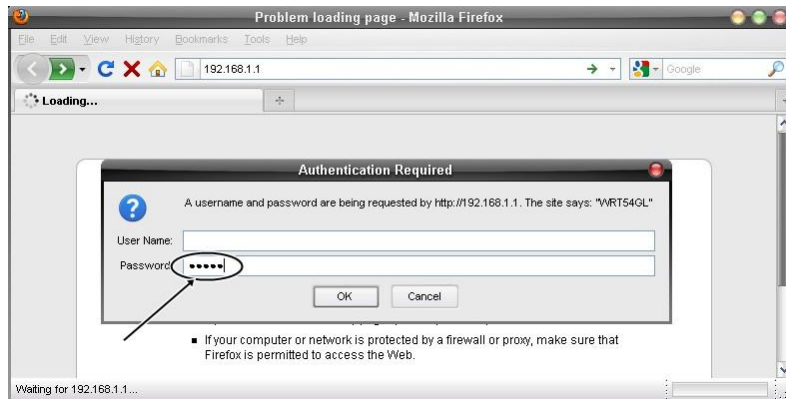
Politeknik Telkom. Sistem Telekomunikasi "Kualitas Layanan Pada Sistem Telekomunikasi"

[ηττπ://gobalbabali.wordpress.com/tygas-sekolah/pekerjaan-ηττπ-υρλ-φτπ-δομαιν-ηοστινγ-δαν-ωωω/](http://gobalbabali.wordpress.com/tygas-sekolah/pekerjaan-ηττπ-υρλ-φτπ-δομαιν-ηοστινγ-δαν-ωωω/) diakses, diakses tanggal 4 juli 2012 2012

<http://www.baliorange.web.id/penyeretan-website-webhosting-domainame/>  
diakses tanggal 2 juli 2012

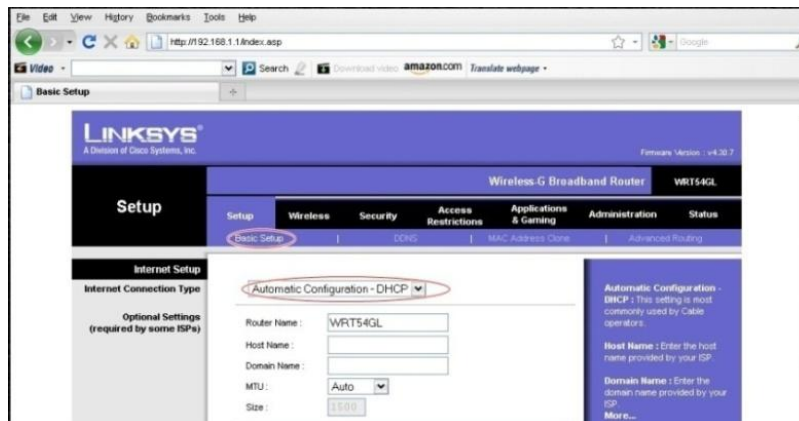
[http://id.wikipedia.org/wiki/Lebar\\_pita](http://id.wikipedia.org/wiki/Lebar_pita), diakses tanggal 17 juli 2012.

## LAMPIRAN A : Pengaturan *Wireless Linksys WRT54GL*

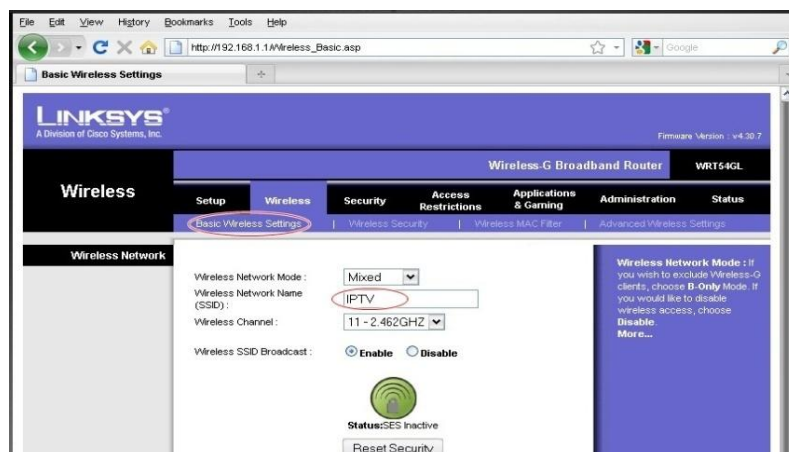


Halaman *Login Linksys WRT54GL*

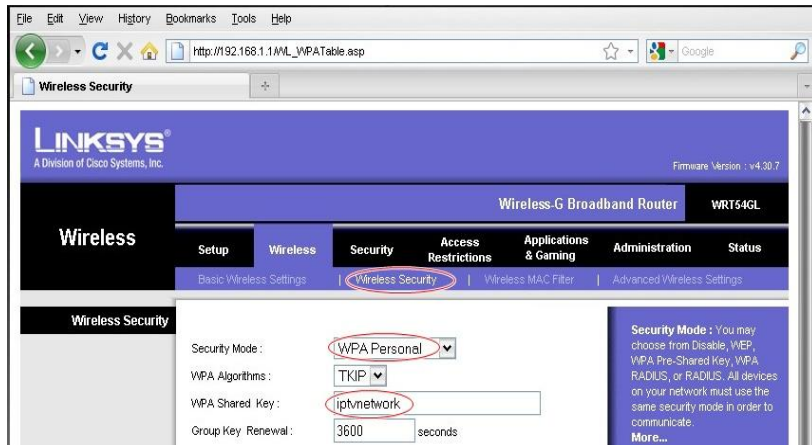
*Username* : (dikosongkan) dan *password* : admin.



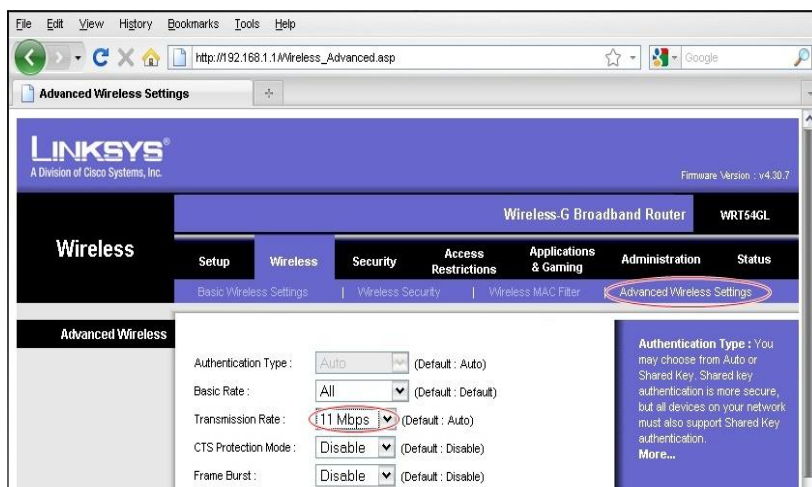
Halaman *Setup*, yang diatur hanya *Basic Setup*, yang dipilih adalah *Automatic Configuration-DHCP*.



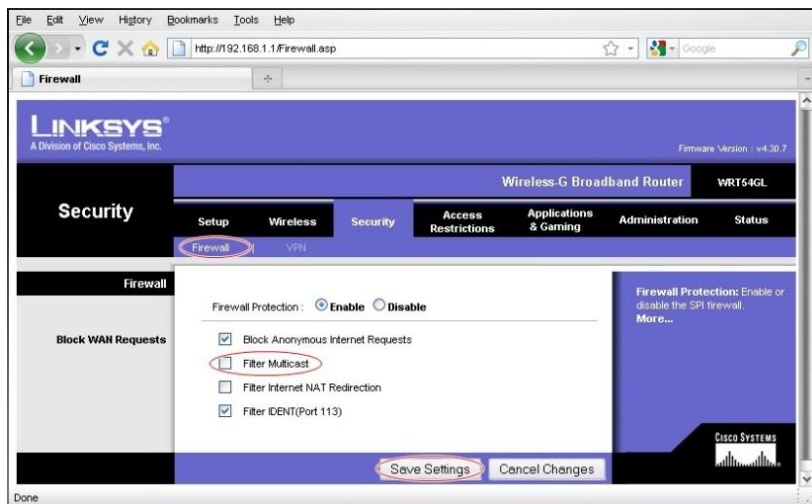
*Basic Wireless Setting*, nama yang digunakan untuk jaringan *wireless* adalah "IPTV".



Wireless Security, menggunakan WPA Personal dengan password "iptvnetwork".



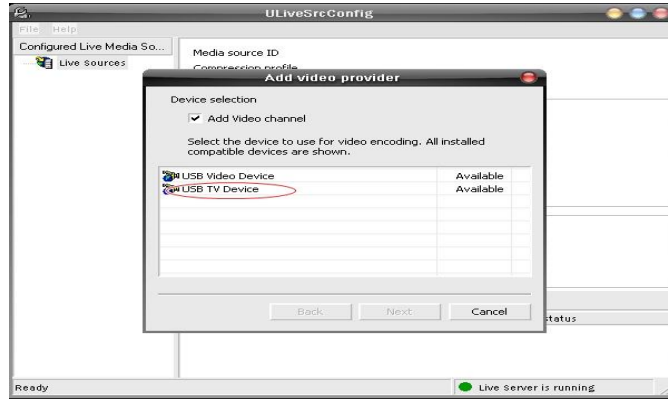
Advanced Wireless Settings, Transmission Rate dipilih 11 Mbps,



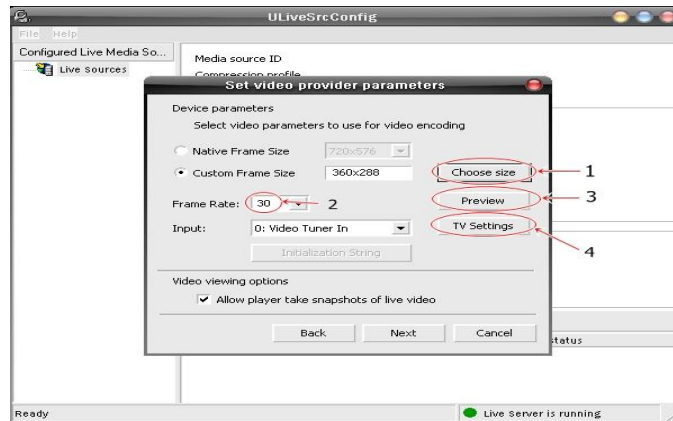
Filter Multicast tidak dicentang, karena konten live tv adalah multicast.

## LAMPIRAN B : Pengaturan Konten *Live TV*

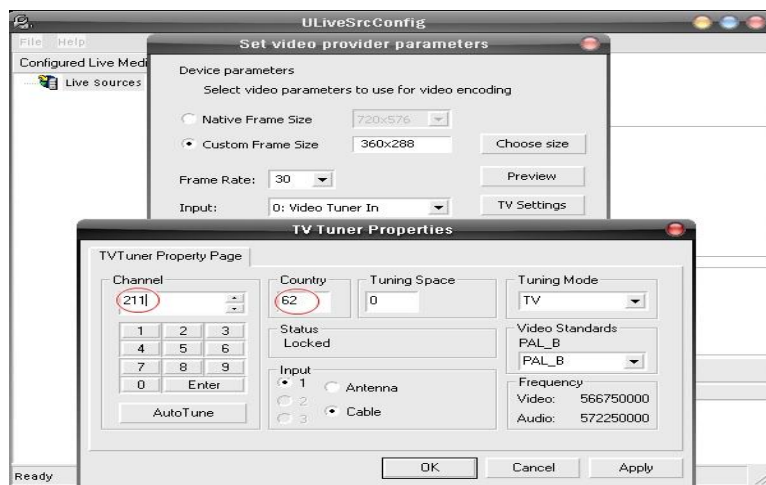
### Pengaturan *ULive Server* Kanal RCTI pada *Encoder 1*



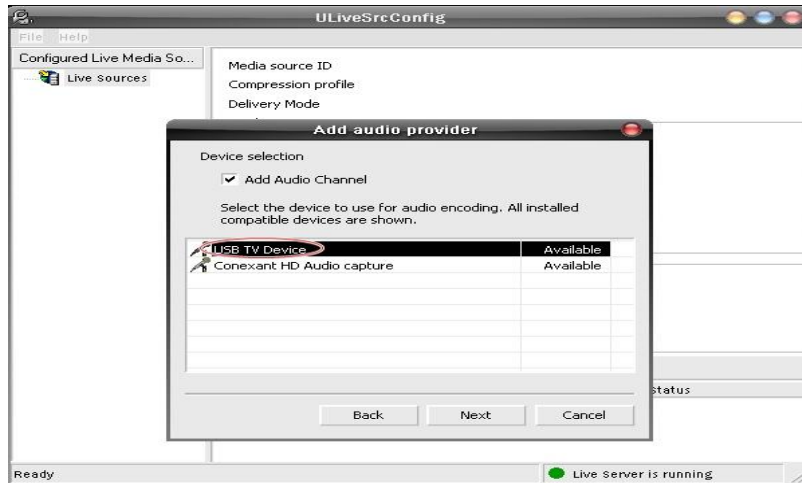
Klik kanan Live Sources, klik *Add New Media Source* pilih USB TV Device



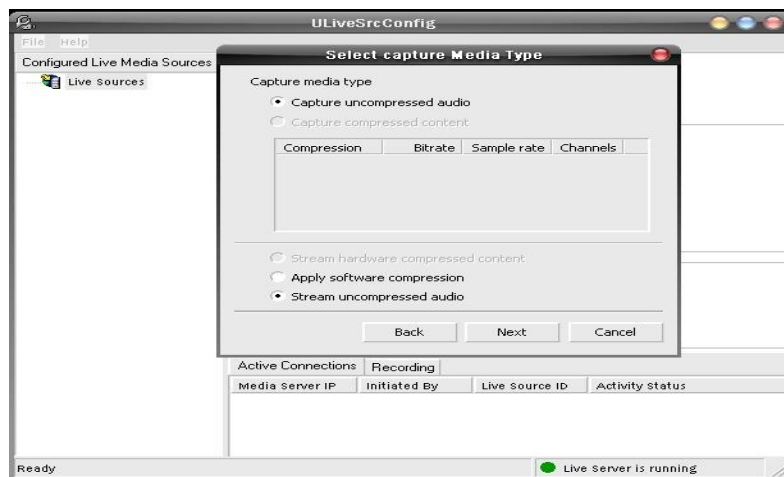
Pengaturan *Video Provider Parameters*.



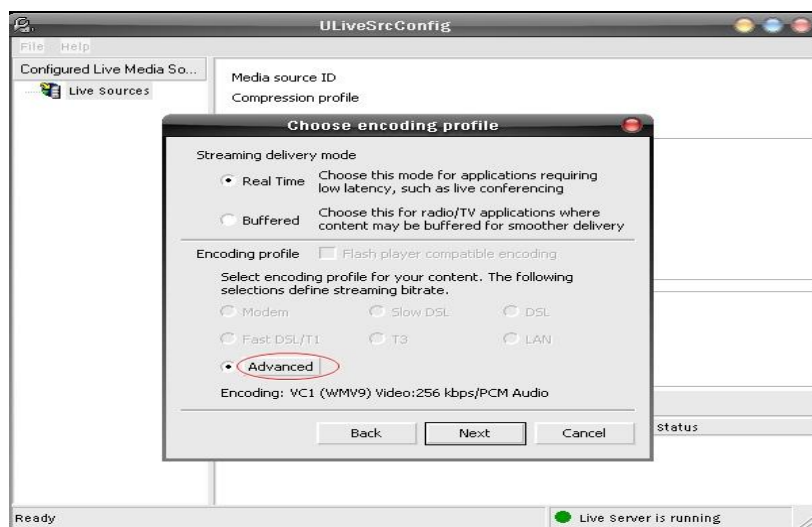
Pengaturan *Tv Tuner Properties*



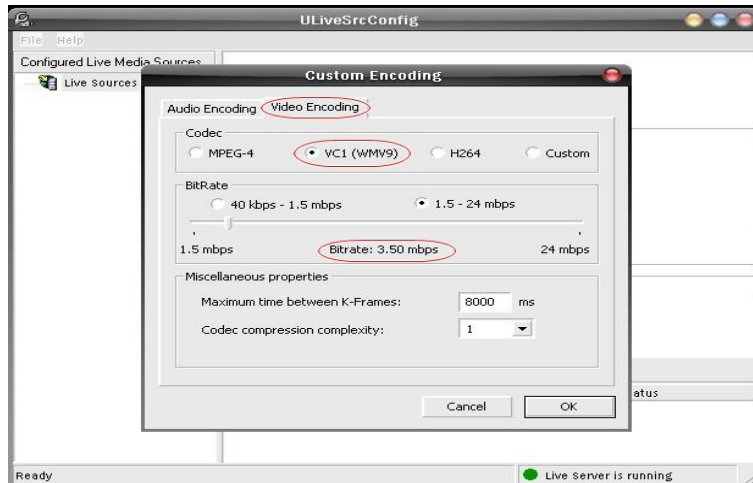
Pengaturan Audio Provider



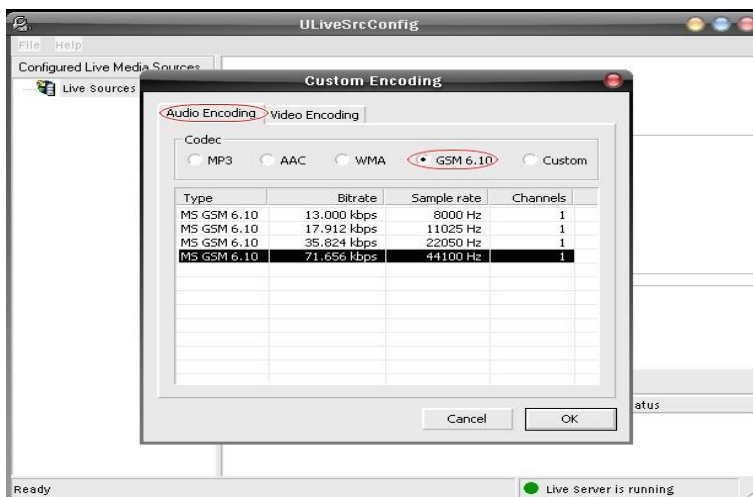
Pengaturan Capture Media Type



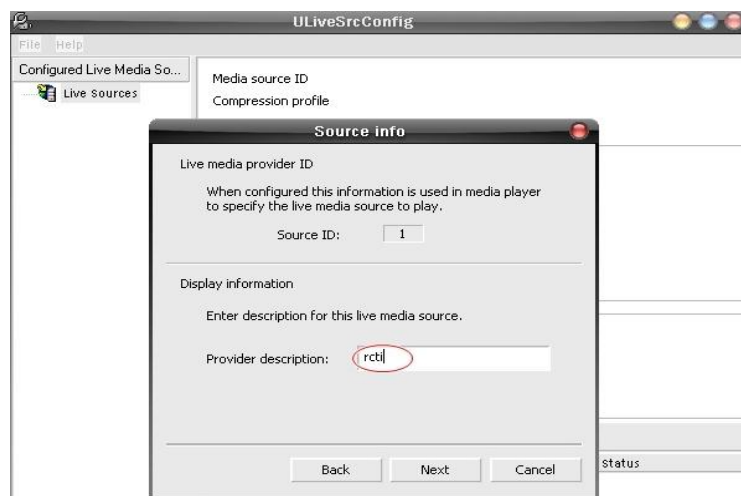
Pengaturan Encoding Profile



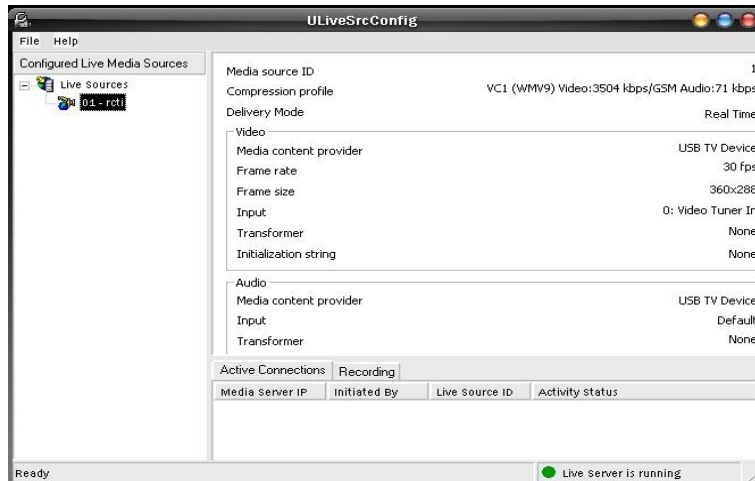
Pengaturan Video Encoding



Pengaturan Audio Encoding

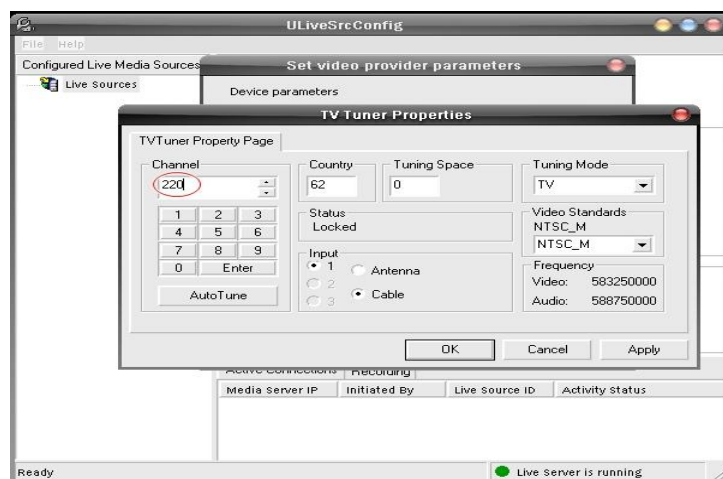


Pengaturan Source Info

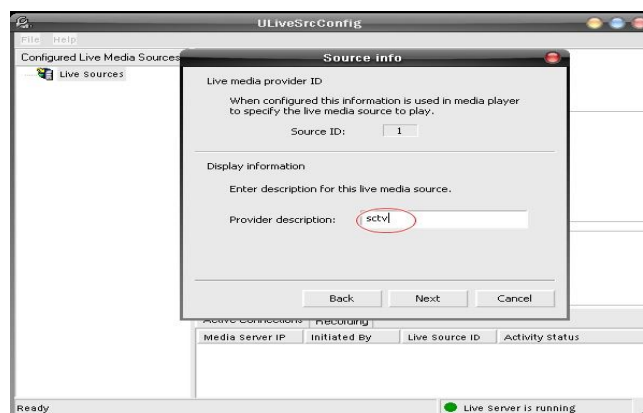


Hasil pengaturan *ULive Server* kanal RCTI pada *Encoder 1*

Pengaturan *ULive Server* Kanal SCTV pada *Encoder 2*

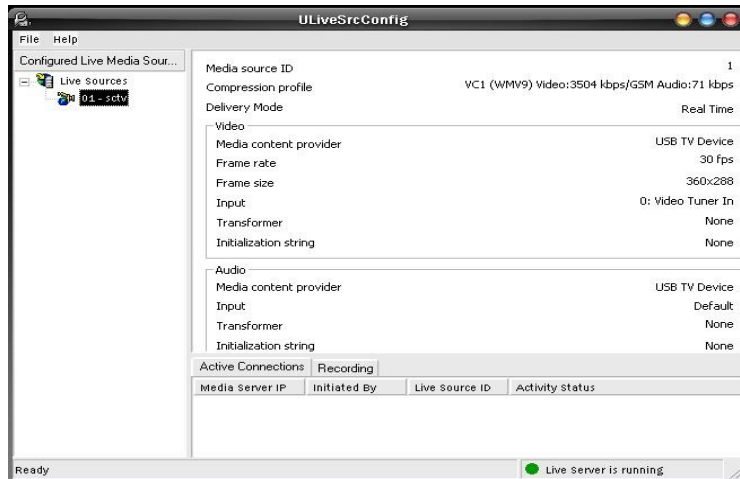


Pengaturan *Tv Tuner Properties*



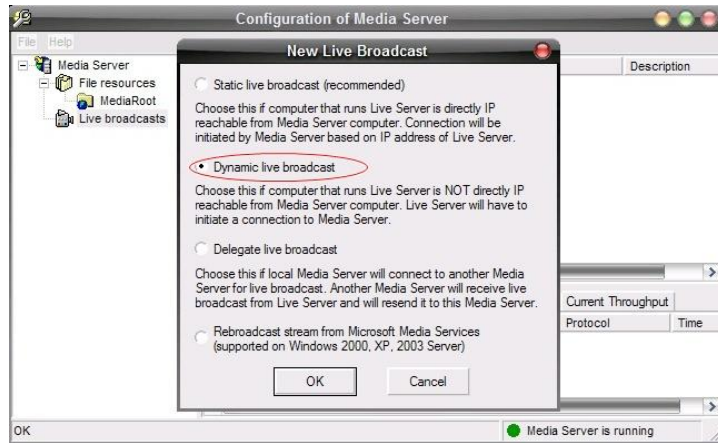
Pengaturan *Source Info*



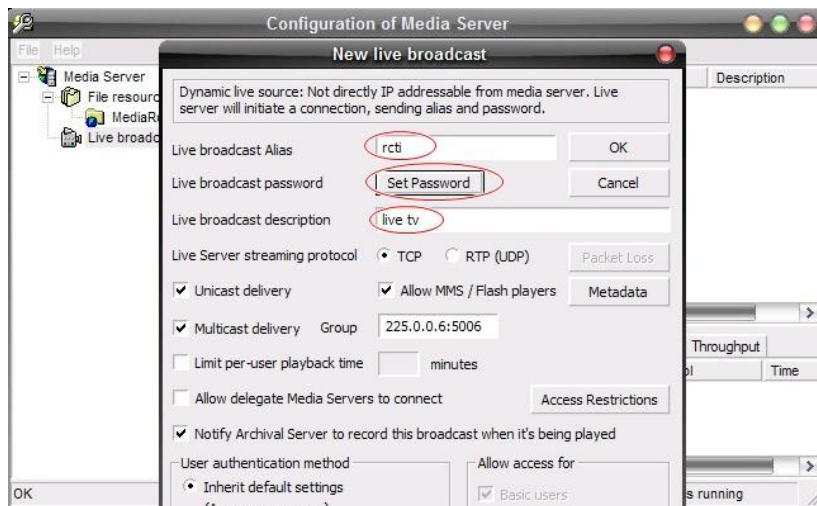


Hasil pengaturan *ULive Server* kanal RCTI pada *Encoder 1*

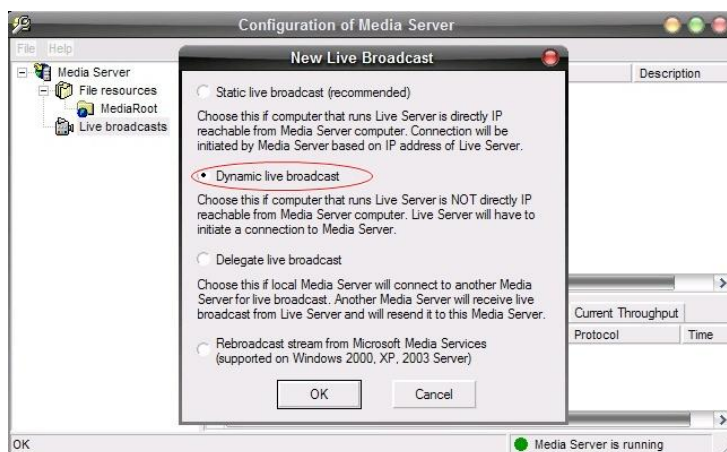
**Pengaturan Kanal RCTI dan SCTV pada *UMedia Server***



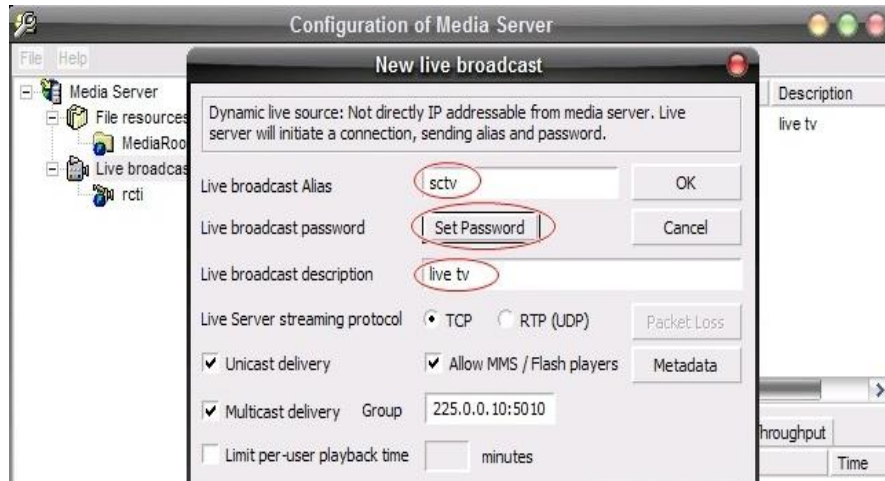
Pengaturan *New Live Broadcast* RCTI



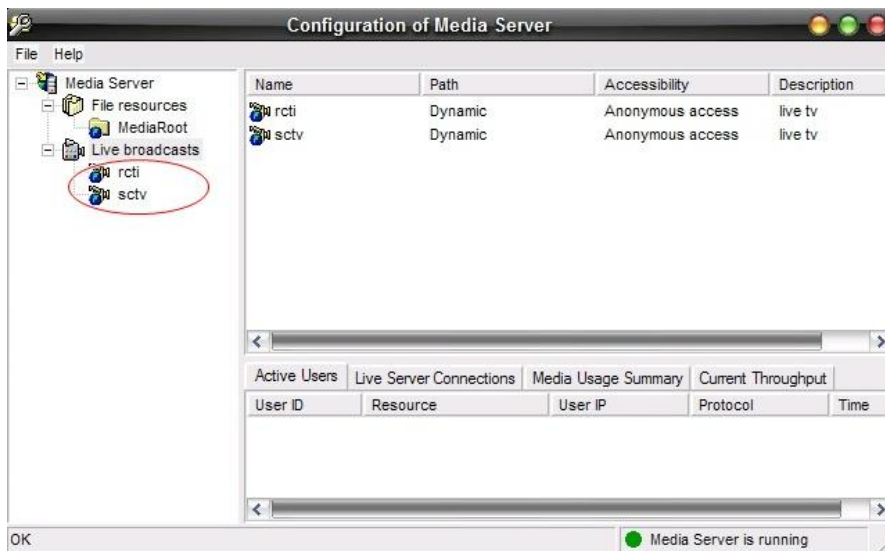
Pengaturan Parameter *New Live Broadcast* RCTI



Pengaturan *New Live Broadcast* SCTV



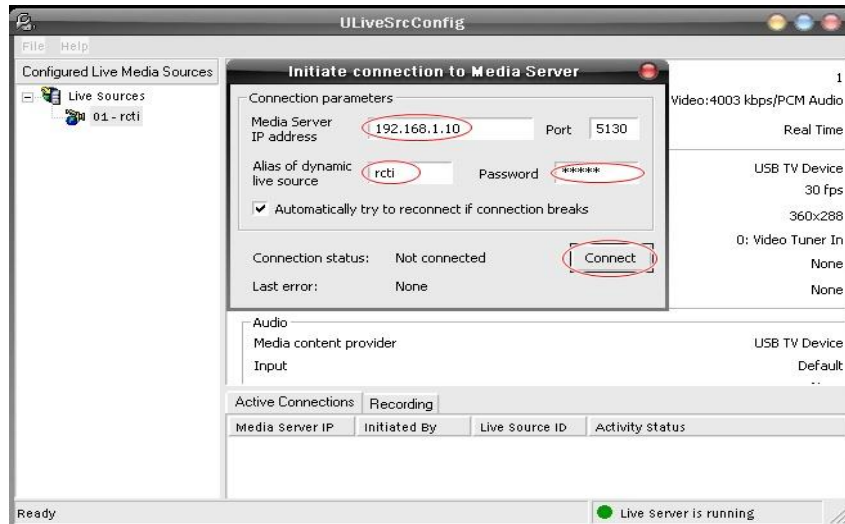
Pengaturan Parameter *New Live Broadcast* SCTV



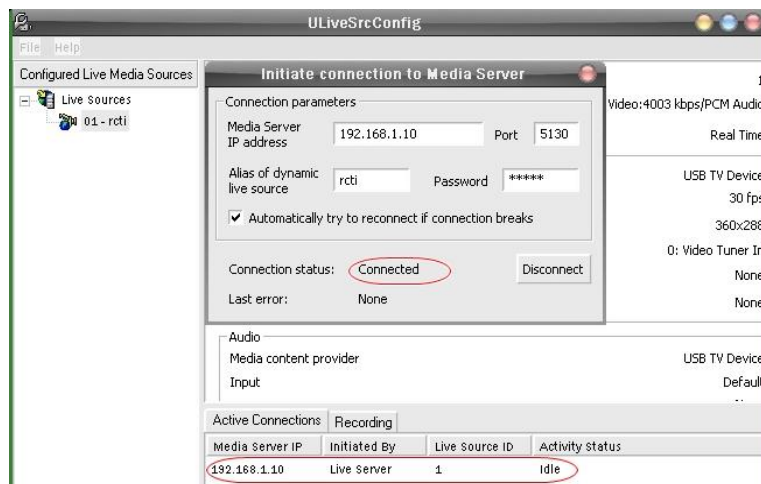
Hasil pengaturan kanal RCTI dan SCTV pada *UMedia Server*

## Pengaturan Koneksi *ULive Server* Kanal RCTI dan SCTV dengan *UMedia Server*

Koneksi antara *ULive Server* Kanal RCTI dengan *UMedia Server*

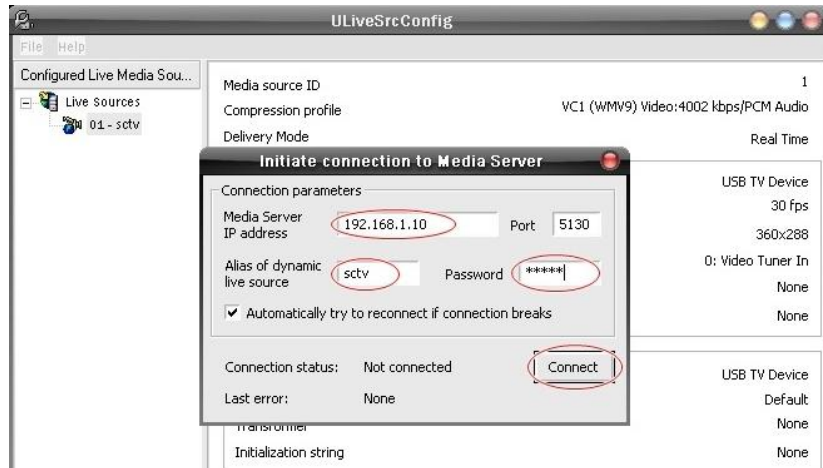


Klik kanan 01-rcti, pilih Connect to Media Server, akan tampil halaman *Initiate Connection To Media Server*.

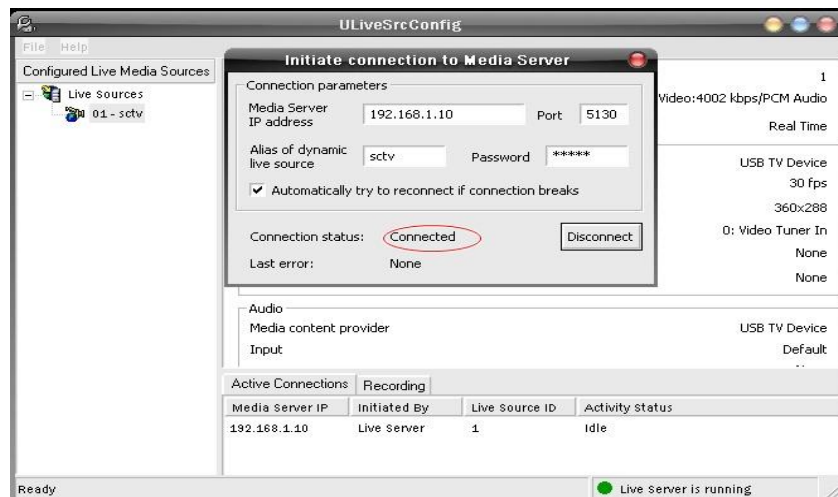


*Connection Status : Connected*, ini berarti antara *ULive Server* kanal RCTI dan *UMedia Server* telah terhubung.

Koneksi antara *ULive Server* Kanal SCTV dengan *UMedia Server*



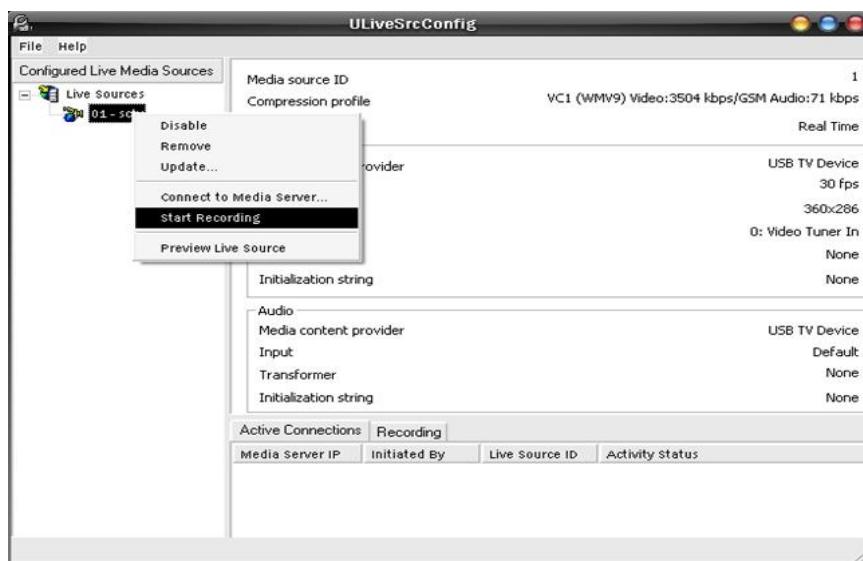
Klik kanan 01-sctv, pilih Connect to Media Server, akan tampil halaman *Initiate Connection To Media Server*.



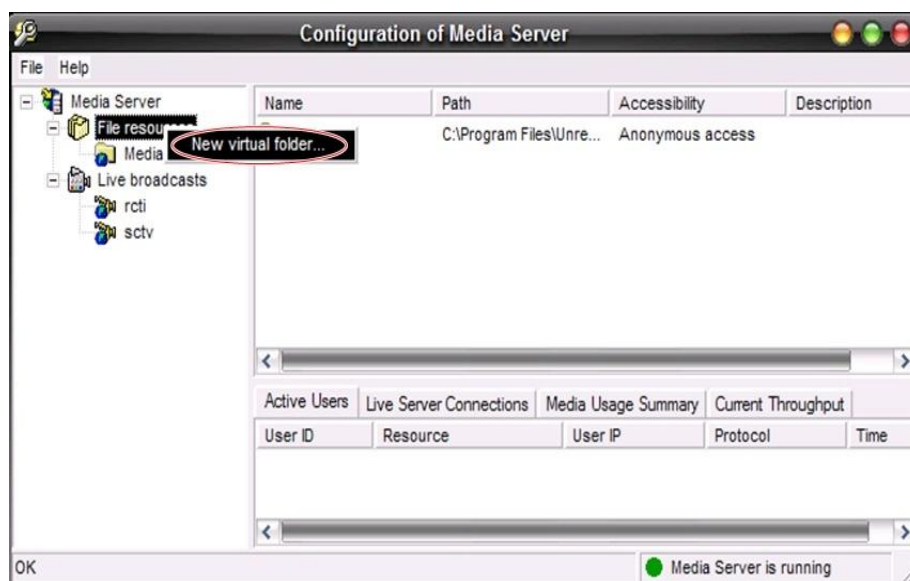
*Connection Status : Connected*, ini berarti antara *Ulive Server* kanal SCTV dan *UMedia Server* telah terhubung.

## LAMPIRAN C : Pengaturan Konten *Time Shifted TV*

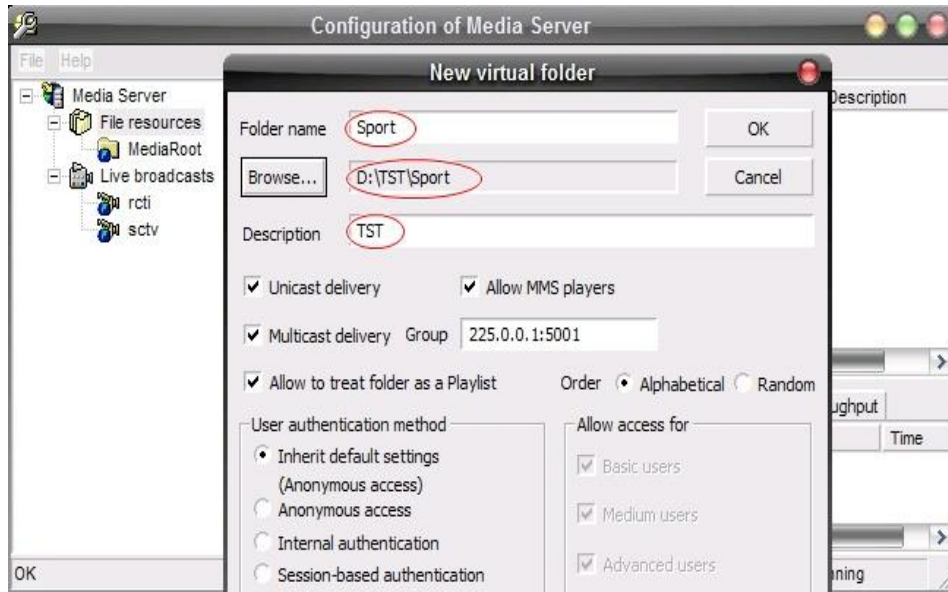
Misalkan akan direkam salah satu program acara pada SCTV. Buka Ulive Server SCTV pada encoder 2, klik kanan 01-sctv selanjutnya pilih *Star Recording*, maka proses rekaman akan berlangsung, setelah selesai, klik kanan kembali 01-sctv dan pilih *Stop Recording*.



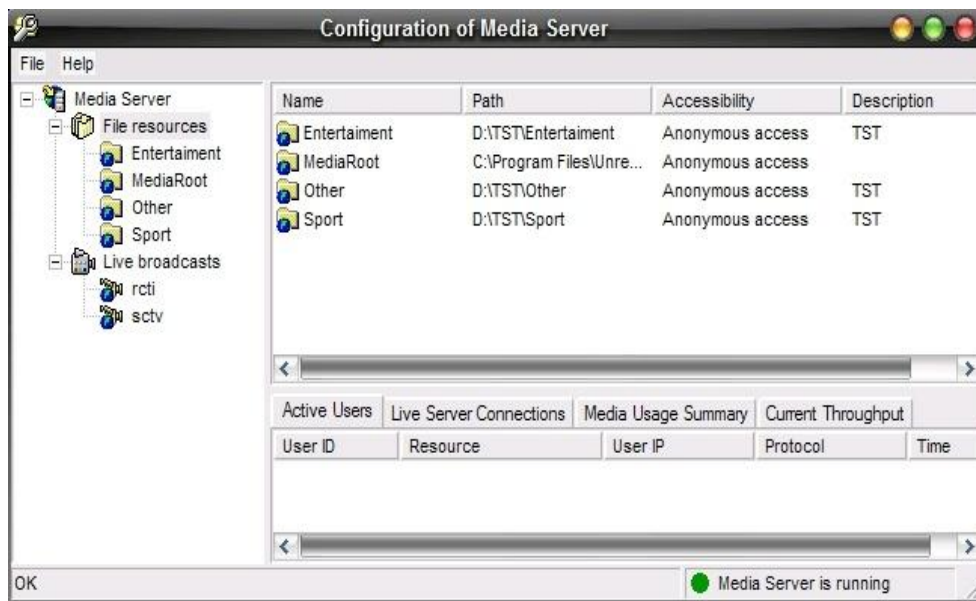
Klik kanan *File Resources*, klik *New Virtual Folder*, selanjutnya akan tampil halaman *New Virtual Folder*



Folder Name diisi sesuai nama kategori *time shifted tv*, yaitu *Sport*, *Entertainment* dan *Other*. *Description* diisi dengan *TST (Time Shift TV)*, selanjutnya *Browse*, file *sport* disimpan di *drive D:TST/Sport*.



Proses pengaturan sama untuk kategori yang lain



Tampilan hasil pengaturan ketiga kategori *time shifted tv* pada UMedia Server.

## Lampiran D : Listing Website IPTV

### Index

```
<!DOCTYPE html PUBLIC "-//W3C//DTD XHTML 1.0 Strict//EN"
"http://www.w3.org/TR/xhtml1/DTD/xhtml1-strict.dtd">

<html xmlns="http://www.w3.org/1999/xhtml">

<head>

<meta http-equiv="content-type" content="text/html; charset=utf-8" />

<title>MATT-IP TV Networks</title>

<meta name="keywords" content="" />

<meta name="description" content="" />

<link href="css/styles.css" rel="stylesheet" type="text/css" />

<link rel="stylesheet" href="css/nivo-slider.css" type="text/css" media="screen" />

<style type="text/css">

<!--

.style1 {color: #FF0099}

.style4 {

    font-style: italic;

    font-size: 16px;

    color: #FFFF99;

    font-weight: bold;

}

-->

</style>

</head>

<body>

<div id="bg_top">

<div id="main">

<!-- header begins -->

<div id="logo">

    <a href="#">MATT - IPTV Network</a>

    <h3 class="style4">your smart vision</h3>
```



```

</div>

<div id="buttons">
    <ul>
        <li class="first"><a href="index.php" title="">Home</a></li>
        <li><a href="?p=livetv" title="">Live TV</a></li>
        <li><a href="?p=rectv" title=""> Time Shifted TV </a></li>
        <li><a href="?p=vod" title="">Video On Demand</a></li>
        <li><a href="?p=download" title="">Download</a></li>
        <li><a href="?p=help" title="">Help</a></li>
    </ul></div>

<div id="header">
    <div id="wrapper">
        <?php
            include('module/slider-atas.php'); //Masukkan slider gambar bagian
header
        ?>

<script type="text/javascript" src="lib/jquery-1.4.3.min.js"></script>
    <script type="text/javascript" src="lib/jquery.nivo.slider.pack.js"></script>
    <script type="text/javascript">
        $(window).load(function() {
            $('#slider').nivoSlider();
        });
    </script>
</div>
</div>
<!-- header ends -->
<!-- content begins -->
<div id="content">
    <div id="right">
        <div id="categories">

</ul>

</div>

```

```
<div id="partners">
    <h2>Kalendar</h2>
    <?php
    include ('module/calendar.php'); //masukkan kalender
    ?>
</div>
</div>
<!-- ends of right -->
<div id="left">
    <?php
    include('module/route.php');
    ?>
</div>

<div id="clear" style="display:block;height:1px;width:100%;clear:both;">&nbsp;</div>
</div>
<!-- content ends -->
<!-- footer begins -->
<div id="footer">
    <p class="style1">Copyright 2012. MATT-IP TV Network</p>
    <div>
<!-- footer ends -->
</div>
</div>

</body>
</html>
```

## Route

```
<?php
```

```
if(isset($_GET['p']) AND trim($_GET['p'])!=" AND !is_numeric($_GET['p'])){
```

```
    switch($_GET['p']){
```

```
        case 'livetv':
```

```
            include('module/live_tv.php');
```

```
            break;
```

```
        case 'rectv':
```

```
            include('module/time shifted_tv.php');
```

```
            break;
```

```
        case 'vod':
```

```
            include('module/vod.php');
```

```
            break;
```

```
        case 'download':
```

```
        include('module/download.php');
        break;
    case 'help':
        include('module/help.php');
        break;
    }
}
else{
    include('module/home.php');
}
?>
```

## Halaman Home

```
<style type="text/css">
<!--
.style2 {
    color: #990066;
    font-size: 16px;
}
.style3 {font-size: 15px}
.style4 {font-size: 16px}
.style5 {font-weight: bold; color: #990000; font-size: 16px;}
-->
</style>
<h1>MATT - IPTV Network</h1><center>
<p>&nbsp;</p>
<p class="pred style5">Selamat Datang Dan Selamat Menikmati Tayangan Kami !!</p>
<p class="pred style3">&nbsp;</p>
<div class="text">
    <iframe width="0" height="0" src="http://www.youtube.com/embed/24mTIE4D9JM"
frameborder="0" allowfullscreen></iframe>
</div>
<br />
```

```
<div class="text">
```

```
<div id="post">
```

```
<ul>
```

```
</li>
```

```
<p align="center" class="style2 style4">Bagi Anda yang baru pertama kali  
mengakses layanan Kami, </p>
```

```
<p align="center" class="style2">Silahkan baca petunjuk pada kotak HELP  
di atas. </p>
```

```
<p>&nbsp; </p>
```

```
</ul>
```

```
</div>
```

```
</div>
```

## Halaman Live TV

```
<style type="text/css">
<!--
.style1 {
    color: #0000FF;
    font-size: 14px;
    font-weight: bold;
}
.style7 {font-size: 14px; font-weight: bold; }
-->
</style>
<h1>Live TV</h1>
<p class="pred">List TV Channel</p>
<div class="text">
<table width="600">
    <tr>
        <td width="200" height="30" align="center" valign="middle"
bgcolor="#FFCCCC"><a href="ums://MULTICAST:192.168.1.10:5119/rcti"
class="style1">RCTI</a></td>
        <td width="200" align="center" valign="middle" bgcolor="#FFFFCC"><a href="#"
class="style7">TRANS 7</a></td>
        <td width="200" align="center" valign="middle" bgcolor="#FFCCCC"><a
href="ums://MULTICAST:192.168.1.10:5119/sctv" class="style7">SCTV</a></td>
    </tr>
    <tr>
        <td height="30" align="center" valign="middle" bgcolor="#FFFFCC"><a href="#"
class="style7">TVONE</a></td>
        <td align="center" valign="middle" bgcolor="#FFFFCC"><a href="#"
class="style7">TRANS</a></td>
        <td align="center" valign="middle" bgcolor="#FFFFCC"><a href="#"
class="style7">INDOSIAR</a></td>
    </tr>
</table>
```

```
<td height="30" align="center" valign="middle" bgcolor="#FFFFCC"><a href="#"
class="style7">METROTV</a></td>
```

```
<td align="center" valign="middle" bgcolor="#FFFFCC"><a href="#"
class="style7">MNCTV</a></td>
```

```
<td align="center" valign="middle" bgcolor="#FFFFCC"><a href="#"
class="style7">JTV</a></td>
```

```
</tr>
```

```
<tr>
```

```
<td height="30" align="center" valign="middle" bgcolor="#FFFFCC"><a href="#"
class="style7">TVRI</a></td>
```

```
<td align="center" valign="middle" bgcolor="#FFFFCC"><a href="#"
class="style7">GLOBAL TV</a></td>
```

```
<td align="center" valign="middle" bgcolor="#FFFFCC"><a href="#"
class="style7">ANTV</a></td>
```

```
</tr>
```

```
</table>
```

```
<div class="date">
```

Pilih Channel Favorit anda , nikmati tayangan kami bersama keluarga anda.

```
</div>
```

```
</div>
```

## Halaman *Time Shifted TV* (TST)

```
<style type="text/css">
```

```
<!--
```

```
.style3 {font-size: 20px}
```

```
.style5 {font-size: 10px; color: #0000FF; }
```

```
.style6 {
```

```
font-family: "Courier New", Courier, monospace;
```

```

        font-weight: bold;
    }
    .style8 {font-size: 20px; font-family: "Courier New", Courier, monospace; font-weight: bold; }
    .style11 {font-size: 11px; color: #0000FF; }
-->
</style>
<h1> Time Shifted TV </h1>
<p>&nbsp;</p>
<p>&nbsp;</p>
<table width="688" border="1">
    <tr>
        <td width="36" height="32">&nbsp;</td>
        <td width="175" bgcolor="#FFCC99"><div align="center" class="style3
style6">SPORT</div></td>
        <td width="25" bgcolor="#999999">&nbsp;</td>
        <td width="175" bgcolor="#99FF66"><div align="center"
class="style8">ENTERTAINMENT</div></td>
        <td width="25" bgcolor="#999999">&nbsp;</td>
        <td width="175" bgcolor="#FF9999"><div align="center" class="style8">OTHE R</div></td>
        <td width="31">&nbsp;</td>
    </tr>
    <tr>
        <td>&nbsp;</td>
        <td bgcolor="#FFFFFF"><table width="160" border="1" align="center">
            <tr>
                <td width="150"></td>
            </tr>
            <tr>
                <td><span class="style11">Tinju : Manny Pacquiao Vs Timothy Bradley (RCTI:10/06/2012)
</span></td>
            </tr>
            <tr>
                <td><a href="ums:\\RTP:192.168.1.10:5119\Sport\Tinju.asf">Play</a></td>

```



```

</tr>

<tr>

<td bgcolor="#CCCCCC">&nbsp;</td>

</tr>

</table>

<table width="160" border="1" align="center">

<tr>

<td width="150"></td>

</tr>

<tr>

<td><span class="style11">Kategori : Keterangan (TV:HH/MM/YY) </span></td>

</tr>

<tr>

<td><a href="#">Play</a></td>

</tr>

<tr>

<td>&nbsp;</td>

</tr>

</table>

<p>&nbsp;</p></td>

<td bgcolor="#FFFFFF">&nbsp;</td>

<td><table width="160" border="1" align="center">

<tr>

<td width="150"></td>

</tr>

<tr>

<td><span class="style11">Pass Mantap : Ulang Tahunnya Jakarte (Trans7:24/06/2012)
</span></td>

</tr>

<tr>

<td><a href="ums:\\RTP:192.168.1.10:5119\Entertainment\Pass Mantap.asf">Play</a></td>

```

```

</tr>

<tr>

<td bgcolor="#CCCCCC">&nbsp;</td>

</tr>

</table>

<table width="160" border="1" align="center">

<tr>

<td width="150"></td>

</tr>

<tr>

<td><span class="style11">Kategori : Keterangan (TV:HH/MM/YY) </span></td>

</tr>

<tr>

<td><a href="#">Play</a></td>

</tr>

<tr>

<td>&nbsp;</td>

</tr>

</table>

<p>&nbsp;</p></td>

<td bgcolor="#FFFFFF">&nbsp;</td>

<td><table width="160" border="1" align="center">

<tr>

<td width="150"></td>

</tr>

<tr>

<td><span class="style11">Kick Andy : Tokoh &quot;Dahlan Iskan&quot; (Metro
tv.15/062012) </span></td>

</tr>

<tr>

<td><a href="ums:\\RTP:192.168.1.10:5119\Other\Kick andy.asf">Play</a></td>

```

```
</tr>

<tr>

  <td bgcolor="#CCCCCC">&nbsp;</td>

</tr>

</table>

<table width="160" border="1" align="center">

  <tr>

    <td width="150"></td>

  </tr>

  <tr>

    <td><span class="style11">Kategori : Keterangan (TV:HH/MM/YY) </span></td>

  </tr>

  <tr>

    <td><a href="#">Play</a></td>

  </tr>

  <tr>

    <td>&nbsp;</td>

  </tr>

</table>

<p>&nbsp;</p></td>

<td>&nbsp;</td>

</tr>

</table>

<p class="pred">&nbsp;</p>
```

## Halaman *Video On Demand* (VOD)

```
<!DOCTYPE html PUBLIC "-//W3C//DTD XHTML 1.0 Transitional//EN"
"http://www.w3.org/TR/xhtml1/DTD/xhtml1-transitional.dtd">

<html xmlns="http://www.w3.org/1999/xhtml">

<head>

<title>Untitled Document</title>

<style type="text/css">

<!--

body {

    background-color: #FFFFFF;

}

.style19 {

    font-size: 16px;

    color: #CC0066;

    font-weight: bold;

}

.style21 {font-size: 12px}

-->

</style>

<meta http-equiv="Content-Type" content="text/html; charset=iso-8859-1" />

</head>

<h1>Video On Demand</h1>

<p>&nbsp;</p>

<body bgcolor="#999966">

<table width="696" border="1">

<tr>

<td width="27">&nbsp;</td>

<td width="639" bgcolor="#FFFFFF"><table width="636" border="1">

<tr>
```

```
<td width="626" bgcolor="#66FFFF"><p align="center" class="style19">Science & Technology</p></td>
```

```
</tr>
```

```
</table>
```

```
<table width="634" border="1" bgcolor="#FFFF99">
```

```
<tr>
```

```
<td width="15"></td>
```

```
<td width="128"></td>
```

```
<td width="9">&nbsp;</td>
```

```
<td width="131"><div align="center"></div></td>
```

```
<td width="8">&nbsp;</td>
```

```
<td width="128"></td>
```

```
<td width="8">&nbsp;</td>
```

```
<td width="128"></td>
```

```
<td width="21">&nbsp;</td>
```

```
</tr>
```

```
<tr>
```

```
<td>&nbsp;</td>
```

```
<td><span class="style21">Semiconductor Technology at TSMC, 2011 (Sumber:Youtube)</span></td>
```

```
<td>&nbsp;</td>
```

```
<td><span class="style21">How it's made Automatic transmission (Sumber:Youtube)</span></td>
```

```
<td>&nbsp;</td>
```

```
<td><span class="style21">How are CDs made (Sumber:Youtube) </span></td>
```

```
<td>&nbsp;</td>
```

```
<td><span class="style21">How It's Made Glass Bottles (Sumber:Youtube) </span></td>
```

```
<td>&nbsp;</td>
```

```
</tr>
```

```
<tr>
```

```
<td>&nbsp;</td>
```

<td><a href="ums:\\RTP:192.168.1.10:5119\Science & Tech\Semiconductor Technology at TSMC, 2011.asf">Play</a></td>

<td>&nbsp;</td>

<td><a href="ums:\\RTP:192.168.1.10:5119\Science & Tech\How it\_s made Automatic transmission.asf">Play</a></td>

<td>&nbsp;</td>

<td><a href="ums:\\RTP:192.168.1.10:5119\Science & Tech\How are CDs made.asf">Play</a></td>

<td>&nbsp;</td>

<td><a href="ums:\\RTP:192.168.1.10:5119\Science & Tech\How It's Made Glass Bottles.asf">Play</a></td>

<td>&nbsp;</td>

</tr>

</table>

<p>&nbsp;</p>

<p>&nbsp;</p>

<table width="636" border="1">

<tr>

<td width="626" bgcolor="#66FFFF"><p align="center" class="style19"> Video Music</p></td>

</tr>

</table>

<table width="634" border="1" bgcolor="#FFFF99">

<tr>

<td width="15"></td>

<td width="128"></td>

<td width="8">&nbsp;</td>

<td width="132"></td>

<td width="8">&nbsp;</td>

<td width="128"></td>

<td width="8">&nbsp;</td>

<td width="128"></td>

```
<td width="21">&nbsp;</td>
</tr>
<tr>
<td>&nbsp;</td>
<td><span class="style21">Shania Twain : I'm Gonna Getcha Good
(Sumber:Youtube)</span></td>
<td>&nbsp;</td>
<td><span class="style21">Michael Jacson : Earth Song (Sumber:Youtube)</span></td>
<td>&nbsp;</td>
<td><span class="style21">Celine Dion : Goodbye's (The Saddest Word)
(Sumber:Youtube)</span></td>
<td>&nbsp;</td>
<td><span class="style21">Faith Hill: There You'll Be (Sumber:Youtube) </span></td>
<td>&nbsp;</td>
</tr>
<tr>
<td>&nbsp;</td>
<td><a href="ums:\\RTP:192.168.1.10:5119\\Video Music\\Shania Twain - I'm Gonna
Getcha Good.asf">Play</a></td>
<td>&nbsp;</td>
<td><a href="ums:\\RTP:192.168.1.10:5119\\Video Music\\Michael Jackson - Earth
Song.asf">Play</a></td>
<td>&nbsp;</td>
<td><a href="ums:\\RTP:192.168.1.10:5119\\Video Music\\Celine Dion - Goodbye's (The
Saddest Word).asf">Play</a></td>
<td>&nbsp;</td>
<td><a href="ums:\\RTP:192.168.1.10:5119\\Video Music\\THERE YOU_LL
BE.asf">Play</a></td>
<td>&nbsp;</td>
</tr>
</table>
<p>&nbsp;</p>
<p>&nbsp;</p>
<table width="636" border="1">
<tr>
```

```
<td width="626" bgcolor="#00FFFF"><p align="center" class="style19"> Cartoon
</p></td>

</tr>

</table>

<table width="634" border="1" bgcolor="#FFFF99">

<tr>

<td width="15"></td>

<td width="128" bgcolor="#FFFF99"></td>

<td width="12">&nbsp;</td>

<td width="128"></td>

<td width="8">&nbsp;</td>

<td width="128"></td>

<td width="8">&nbsp;</td>

<td width="128"></td>

<td width="21">&nbsp;</td>

</tr>

<tr>

<td>&nbsp;</td>

<td><span class="style21">Big Buck Bunny (Sumber:Youtube)</span></td>

<td>&nbsp;</td>

<td><span class="style21">Partly Cloudy (Sumber:Youtube)</span></td>

<td>&nbsp;</td>

<td><span class="style21">Sheep In The Island 1</span> <span
class="style21">(Sumber:Youtube)</span></td>

<td>&nbsp;</td>

<td><span class="style21">Tom & Jerry Tales (Sumber:Youtube)</span></td>

<td>&nbsp;</td>

</tr>

<tr>

<td>&nbsp;</td>

<td><a href="ums:\\RTP:192.168.1.10:5119\Cartoon\Big Buck Bunny.asf">Play</a></td>
```



<td>&nbsp;</td>

<td><a href="ums:\\RTP:192.168.1.10:5119\Cartoon\Partly Cloudy.asf">Play</a></td>

<td>&nbsp;</td>

<td><a href="ums:\\RTP:192.168.1.10:5119\Cartoon\Sheep In The Island  
1.asf">Play</a></td>

<td>&nbsp;</td>

<td><a href="ums:\\RTP:192.168.1.10:5119\Cartoon\Tom & Jerry Tales - Beach Bully  
Bingo.asf">Play</a></td>

<td>&nbsp;</td>

</tr>

</table>

<p>&nbsp;</p>

</td>

<td width="8">&nbsp;</td>

</tr>

</table>

<p>&nbsp;</p>

<p>&nbsp;</p>

</body>

</html>

## Halaman Download

<h1>Download</h1>

<p>&nbsp;</p>

<p class="pred">&gt; Streaming Media Player : <a href="StreamingMediaPlayer.zip">DOWNLOAD</a>

&nbsp;</p>

<p class="pred">&nbsp;</p>

<p><span class="pred">&gt; K-Lite Codec Pack : <a href="K-LiteCodecPack510Full.exe">DOWNLOAD</a></span></p>

<p>&nbsp;</p>

<p><br />

</p>

<p class="pred">&nbsp;</p>

## Halaman Help

<h1>Petunjuk</h1>

<p class="pred">Apa yang anda lakukan untuk dapat mengakses Layanan Kami ?</p>

<div class="text">

<p>Jika anda belum memiliki &quot;Streaming Media Player&quot;, silahkan download player tersebut pada kotak &quot;DOWNLOAD&quot;;, selanjutnya silahkan install.</p>

</div>

<div class="text">

<p>Pastikan pengaturan WINDOWS FIREWALL pada laptop anda dalam keadaan tidak aktif. Caranya : Klik Star - Klik Control Panel - Double Klik Windows Firewall - Klik &quot;Off &quot;. - Klik OK </p>

</div>

<div class="text">

<p>Jika saat anda mengakses konten Live TV dan tampil kotak dialog seperti dibawah ini :</p>

<p> </p>

<p>maka silahkan download K-Lite Codec Pack pada kotak &quot;DOWNLOAD&quot; dan selanjutnya silahkan install. </p>

</div>

<div class="text">

<p>Anda dapat menikmati tayangan kami secara Picture to Picture (PTP), artinya anda dapat menampilkan lebih dari satu tayangan secara bersamaan pada layar monitor. Misalkan anda ingin menyaksikan tayangan RCTI dan SCTV secara bersamaan, caranya : Klik &quot;RCTI&quot; selanjutnya Klik &quot;SCTV, &quot;maka pada layar monitor anda akan tampil dua player, juga untuk konten lain pada Time Shift TV dan Video On demand.</p>

</div>

<p class="pred">&nbsp;</p>

<div class="text"></div>

## Lampiran E : Dokumentasi

### Gambar Sistem



### Komponen sistem



Antena Indoor



Akses Point



Server



Encoder 1



Encoder 2

### Gambar Pengujian Sistem

Pengujian *Unicast* dan *Multicast* serta Pengujian *Troughput*, *Packet Loss*, *Latency* dan *Jitter*



Pengujian *Actual Bandwidth*

