

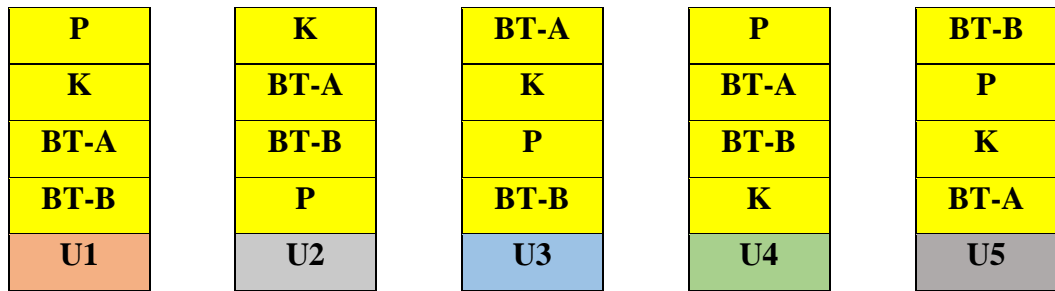
## DAFTAR PUSTAKA

- Al-Momani, F dan M. Obeidat. "Abundance and Serotyping of pathogenic isolates of *Bacillus thuringiensis* isolated from Ajloun Forests," Journal of Biodiversity and Ecological Sciences, no. 2, issue 1. Tonekabon,Iran: Islamic Azad University of Tonekabon Branch, 2012.
- Baco D. 2018. *Hama Utama Jagung dan Pengendaliannya*.
- Bagariang W, Tauruslina E, Kulsum U, Cahyana NA, Mahmuda D, Pertanian K, & Karawang K. 2020. *Efektifitas Insektisida Berbahan Aktif Klorantraniliprol terhadap Larva S. frugiperda ( JE Smith )*, 4(1): 29–37.
- CABI. 2017. *General Information on Fall Army Worm. Entomol.* 76:1052-4.
- CABI. 2019. *Community-Based Fall Armyworm (S. frugiperda) Monitoring, Early Warning and Management. Training of Trainers Manual*, First Edition. 112 pp.
- Chandrasekaran R, K Revathi, S Nisha, SA Kirubakaran, SS Narayanam and SS Nathan. 2012. *Physiological Effect of Chitinase Purified from Bacillus subtilis Against the Tobacco Cutworm Spodoptera litura Fab.* Pesticide Biochemistry and Physiology 104, 65-71.
- Direktorat Perlindungan Tanaman Pangan. 2018. *Petunjuk Teknis Pengamatan dan Pelaporan Organisme Pengganggu Tumbuhan dan Dampak Perubahan Iklim (OPT-DPI)*
- Ginting S, Zarkani A, Wibowo RH, & Sipriyadi. 2020. New Invasive Pest, *S. frugiperda* (J. E. Smith) (Lepidoptera: Noctuidae) Attacking Corn in Bengkulu, Indonesia. *Serangga* 2020, 25(1): 105–117.
- Harahap IS. 2019. *Fall Armyworm on Corn a Threat to Food Seceruty in Asia Pacific Region*. Jawa Barat. Bogor
- Herlambang, W. 2007. *Profil Plasmid Bacillus thuringiensis Isolat Jakarta, Bogor, Depok, Tangerang, dan Bekasi. Skripsi Jurusan Biokimia Fakultas Matematika dan Ilmu Pengetahuan Alam Institut Pertanian Bogor.*
- Herman, Sandar. 2013. *Esplorasi Protein Toksin Bacillus Thuringiensis dari Tanah di Kabupaten Tangerang*. Bogor. Vol 3. No.1
- Hruska AJ, Gould F. 1997. *Fall armyworm (Lepidoptera: Noctuidae) and Diatraea lineolata (Lepidoptera: Pyralidae): Impact of larval population level and temporal occurrence on maize yield in Nicaragua*. Journal of Economic and Entomology 90:611–622. doi: <https://doi.org/10.1093/jee/90.2.611>.

- Hutasoit RT, Kalqutny SH, & Widiarta IN. 2020. *Spatial distribution pattern, bionomic, and demographic parameters of a new invasive species of armyworm Spodoptera frugiperda (Lepidoptera ; Noctuidae) in maize of South Sumatra, Indonesia*,21(8):3576–3582.
- Jati, Wibowo Nugroho, Indah Murwani dan Felicia Zahida. 2013. “*Isolasi, Purifikasi dan Uji Patogenisitas Isolat Bacillus thuringiensis berliner Wilayah Daerah Istimewa Yogyakarta terhadap Larva Nyamuk Aedes aegypti linn,*” Laporan Akhir Hasil Penelitian Hibah Fundamental. Yogyakarta: Fakultas Tehnobiologi, Universitas Atma Jaya Yogyakarta
- Jusuf, E. 2009. *Exploration of Bacillus thuringiensis  $\delta$ -endotoksin Protein Distributed Around Jabodetabek Region*. J. Microbiology Indonesia. Vol. 3(2), h. 51-55
- Kementerian Pertanian. 2019. *Pengenalan Fall Armyworm (Spodoptera frugiperda J. E. Smith) Hama Baru pada Tanaman Jagung di Indonesia*. Jakarta: Balai Penelitian Tanaman Serealia. 64 p.
- Kumar, S. 2015. *Biopesticides: An environment friendly pest management strategy*. J Biofertil Biopestici 6, e127. Doi 10.4172/2155-6202.1000e127, 3 p.
- Laoh. (2003). *Kerentanan larva spodoptera litura terhadap nuclear plyhedrosis virus*. J. Natur Indon, 5(2): 145-151.
- Lacey, L. A. 2007. *Bacillus thuringiensis serovariety israelensis and Bacillus sphaericus for mosquito control*. J. Am. Mosq. Asso. Vol. 23, No. 2 :133–163.
- Lingga., P. dan Marsono. 2007. *Petunjuk Penggunaan Pupuk*. Cet. Ke-12. Penebar Swadaya. Jakarta. 150
- Maharani yani, ddk. 2019. *Cases of Fall Army Worm Spodoptera frugiperda J. E. Smith (Lepidoptera: Noctuidae) Attack on Maize in Bandung, Garut and Sumedang District, West Java*.
- Maiga, Idrissa. 2017. *General information note on fall armyworm Spodoptera frugiperda J.E. Smith: A very harmful and polyphagous pest to watch*. Agrhyet Regional Centre/CILSS.
- Nonci N, Septian HK, Hishar M, Amran M, Nuhammad AZ, Muhammad AQ. 2019. *Pengenalan Fall Armyworm (Spodoptera frugiperda J.E.Smith) Hama Baru Pada Tanaman Jagung di Indonesia*. Jakarta: Kementan RI Prasana BE. Joseph H, Eddy R, & Peschke V. 2018. *Fall Armyworm in Africa: A Guide for Integrated Pest Management, First Edition*. Mexico: CDMX CIMMYT.

- Permadi, Muh Agung. 2016. *Pemanfaatan Cendawan Entomopatogen Lecanicillium lecanii, Beauveria bassiana dan Metarhizium anisopliae Sebagai Mikoinsektisida Terhadap Kutu Loncat Jeruk, Diaphorina citri Kuwayama (Hemiptera: Liviidae)*. Tesis. Bogor: Institut Pertanian Bogor.
- Schaechter, M. 2009. *Encyclopedia of Microbiology*. Thread Edition. USA : San Diego State University.
- Septiana, L dan Surtina., 2012 *Respon Tanaman Jagung Manis Akibat Pemberian Tiens Golden Harvest*. Staf Pengajar Fakultas Pertanian Universitas Lancang Kuning Jurusan Agroteknologi
- Subiono, Tjatjuk. Preferensi. 2019. Spodoptera Frugiperda (Lepidoptera: Noctuidae) Pada Beberapa Sumber Pakan. Samarinda Kalimantan Timur. Hal.130-134.
- Tarumingkeng, 2008. *Pestisida dan Penggunaannya*. IPB. Bogor
- Trisyono YA, Suputa, Aryuwandari VEF, Hartaman M, & Jumari. 2019. *Occurrence of Heavy Infestation by the Fall Armyworm Spodoptera frugiperda, a New Alien Invasive Pest, in Corn in Lampung Indonesia. Occurrence of Heavy Infestation by the Fall Armyworm Spodoptera Frugiperda, a New Alien Invasive Pest, in Corn in Lampung Indonesia, 23(1):156–160*
- Wagiman R, & Agus YH. 2017. Pengaruh Waktu Tanam, Pemberian Mulsa Jerami Dan Penanaman Refugia Terhadap Pertumbuhan dan Hasil Tanaman Jagung (Zea Mays L.) Varietas Nk 6326, Hama Dan Patogen Penyakit Serta Musuh Alaminya, 29(2):147– 157.
- Wick, C.H. 2013. *Identifying Microbes by Mass Spectrometry Proteomics*. New York : Taylor and Francis Group.
- Wirasno, S., 2005. *Kesuburan Tanah:Dasar Kesehatan dan Kualitas Tanah*. Gava Media. Jokjakarta. 269 hal
- Yani M, Vira KD, Lindung TP, Lilian R, Yusup H, D. Dono. 2019. *Cases of Fall Army Worm Spodoptera frugiperda J . E . Smith ( Lepidoptera : Noctuidae ) Attack on Maize in Bandung , Garut and Sumedang District , ( a ) ( b ) ( c ) , 2(1):38–46*.

### LAMPIRAN



Gambar lampiran 1. Denah Pengacakan di Lapangan

#### Keterangan :

K = Kontrol

P = Pestisida

BT-A = Bacillus Turengensis (Plus)

BT-B = Bacillus Turengensis (Turex)

Tabel Lampiran 1a. Data Pengamatan Pertama (14 HST).

Perlakuan		Ulangan					Total	Rata-rata
		I	II	III	IV	V		
Kontrol	x	2.60	1.20	1.20	1.60	0.80	7.40	1.48
	y	9.28	6.29	6.29	7.27	5.13	34.26	6.85
Pestisida	x	0.80	0.40	0.00	0.40	1.20	2.80	0.56
	y	5.13	3.63	0.00	3.63	6.29	18.67	3.73
BT-PLUS	x	3.00	1.60	1.40	0.80	0.60	7.40	1.48
	y	9.97	7.27	6.80	5.13	4.44	33.61	6.72
BT-TUREX	x	2.40	1.40	0.40	0.80	1.60	6.60	1.32
	y	8.91	6.80	3.63	5.13	7.27	31.73	6.35
Total	x	8.80	4.60	3.00	3.60	4.20	24.20	4.84
	y	33.30	23.98	16.71	21.16	23.13	118.27	23.65
Rata-rata	x	2.20	1.15	0.75	0.90	1.05	6.05	1.21
	y	8.32	5.99	4.18	5.29	5.78	29.57	5.91

Tabel Lampiran 1b. Sidik Ragam Data Hasil transformasi Arcsin Pengamatan Pertama (14 HST).

SK	DB	JK	KT	F. HIT	F. TABEL	
					0.05	0.01
Ulangan	4.00	36.96	9.24	3.66*	3.26	5.41
perlakuan	3.00	32.34	10.78	4.27*	3.49	5.95
Galat	12.00	30.26	2.52			
Total	19.00	99.56	5.24			
KK	65.30%					

Keterangan :

\*= Nyata

Tabel Lampiran 2a. Data Pengamatan Kedua (17 HST).

Perlakuan	Ulangan					Total	Rata-rata	
	I	II	III	IV	V			
Kontrol	x	6.60	2.20	2.20	2.80	0.80	14.60	2.92
	y	14.89	8.53	8.53	9.63	5.13	46.71	9.34
Pestisida	x	0.60	0.40	0.20	0.80	1.00	3.00	0.60
	y	4.44	3.63	2.56	5.13	5.74	21.50	4.30
BT-PLUS	x	3.20	2.60	1.60	0.80	2.40	10.60	2.12
	y	10.30	9.28	7.27	5.13	8.91	40.89	8.18
BT-TUREX	x	4.00	1.40	1.00	1.00	3.00	10.40	2.08
	y	11.54	6.80	5.74	5.74	9.97	39.78	7.96
Total	x	14.40	6.60	5.00	5.40	7.20	38.60	7.72
	y	41.17	28.23	24.10	25.63	29.76	148.89	29.78
Rata-rata	x	3.60	1.65	1.25	1.35	1.80	9.65	1.93
	y	10.29	7.06	6.02	6.41	7.44	37.22	7.44

Tabel Lampiran 2b. Sidik Ragam Data Hasil transformasi Arcsin Pengamatan kedua (17 HST).

SK	DB	JK	KT	F. HIT	F. TABEL	
					0.05	0.01
Ulangan	4.00	45.40	11.35	2.47 tn	3.26	5.41
perlakuan	3.00	71.44	23.81	5.18*	3.49	5.95
Galat	12.00	55.18	4.60			
Total	19.00	172.02	9.05			

KK 78.59%

Keterangan :

tn : tidak nyata

\* : nyata

Tabel Lampiran 3a. Data Pengamatan Ketiga (20 HST).

Perlakuan		Ulangan					Total	Rata-rata
		I	II	III	IV	V		
Kontrol	x	7.00	3.60	3.00	4.20	3.80	21.60	4.32
	y	15.34	10.94	9.97	11.83	11.24	59.32	11.86
Pestisida	x	1.40	0.40	0.40	1.20	1.20	4.60	0.92
	y	6.80	3.63	3.63	6.29	6.29	26.63	5.33
BT-PLUS	x	2.20	1.20	3.80	0.60	2.40	10.20	2.04
	y	8.53	6.29	11.24	4.44	8.91	39.41	7.88
BT-TUREX	x	4.20	3.00	2.40	2.20	3.40	15.20	3.04
	y	11.83	9.97	8.91	8.53	10.63	49.87	8.97
Total	x	14.80	8.20	9.60	8.20	10.80	51.60	10.32
	y	42.49	30.83	33.75	31.09	37.07	175.23	35.05
Rata-rata	x	3.70	2.05	2.40	2.05	2.70	12.90	2.58
	y	10.62	7.71	8.44	7.77	9.27	43.81	8.76

Tabel Lampiran 3b. Sidik Ragam Data Hasil transformasi Arcsin Pengamatan ketiga (20 HST).

SK	DB	JK	KT	F. HIT	F. TABEL	
					0.05	0.01
Ulangan	4.00	23.67	5.92	1.91*	3.26	5.41
perlakuan	3.00	118.38	39.46	12.72**	3.49	5.95
Galat	12.00	37.23	3.10			
Total	19.00	179.28	9.44			
KK	59.51%					

Keterangan :

\*: nyata

\*\* : sangat nyata

Tabel Lampiran 4a. Data Pengamatan Keempat (23 HST).

Perlakuan	Ulangan					Total	Rata-rata	
	I	II	III	IV	V			
Kontrol	x	8.20	7.20	4.00	6.20	5.40	31.00	6.20
	y	16.64	15.56	11.54	14.42	13.44	71.60	14.32
Pestisida	x	0.60	0.40	1.20	1.60	0.80	4.60	0.92
	y	4.44	3.63	6.29	7.72	5.13	26.76	5.35
BT-PLUS	x	2.20	2.80	3.40	1.00	3.00	12.40	2.48
	y	8.53	9.63	10.63	5.74	9.97	44.50	8.90
BT-TUREX	x	6.80	4.80	2.80	3.00	4.00	21.40	4.28
	y	15.12	12.66	9.63	9.97	11.54	58.92	11.78
Total	x	17.80	15.20	11.40	11.80	13.20	69.40	13.88
	y	44.73	41.48	38.08	37.40	40.08	201.77	40.35
Rata-rata	x	4.45	3.80	2.85	2.95	3.30	17.35	3.47
	y	11.18	10.37	9.52	9.35	10.02	50.04	10.09

Tabel Lampiran 4b. Sidik Ragam Data Hasil transformasi Arcsin Pengamatan keempat (23 HST).

SK	DB	JK	KT	F. HIT	F. TABEL	
					0.05	0.01
Ulangan	4.00	8.59	2.15	0.52*	3.26	5.41
perlakuan	3.00	223.13	74.38	17.89**	3.49	5.95
Galat	12.00	49.90	4.16			
Total	19.00	281.61	14.82			

KK 64.20%

Keterangan :

\*: nyata

\*\* : sangat nyata



Tabel Lampiran 5a. Data Pengamatan Kelima (26 HST).

Perlakuan		Ulangan					Total	Rata-rata
		I	II	III	IV	V		
Kontrol	x	9.00	7.20	6.80	7.20	7.00	37.20	7.44
	y	17.46	15.56	15.12	15.56	15.34	79.04	15.81
Pestisida	x	0.80	0.40	0.40	1.00	1.00	3.60	0.72
	y	5.13	3.63	3.63	5.74	5.74	23.86	4.77
BT-PLUS	x	3.60	3.60	3.40	1.20	2.20	14.00	2.80
	y	10.94	10.94	10.63	6.29	8.53	47.32	9.46
BT-TUREX	x	4.40	4.00	3.80	2.60	5.40	20.20	4.04
	y	12.11	11.54	11.24	9.28	13.44	57.60	11.52
Total	x	17.80	15.20	14.40	12.00	15.60	75.00	15.00
	Y	45.63	41.67	40.61	36.87	43.05	207.83	41.57
Rata-rata	x	4.45	3.80	3.60	3.00	3.90	18.75	3.75
	y	11.41	10.42	10.15	9.22	10.76	51.96	10.39

Tabel Lampiran 5b. Sidik Ragam Data Hasil transformasi Arcsin Pengamatan kelima (26 HST).

SK	DB	JK	KT	F. HIT	F. TABEL	
					0.05	0.01
Ulangan	4.00	10.43	2.61	1.33*	3.26	5.41
perlakuan	3.00	315.29	105.10	53.67**	3.49	5.95
Galat	12.00	23.50	1.96			
Total	19.00	349.22	18.38			
KK	43.41%					

Keterangan :

\*: nyata

\*\* : sangat nyata

Tabel Lampiran 6a. Data Pengamatan Keenam (29 HST).

Perlakuan		Ulangan					Total	Rata-rata
		I	II	III	IV	V		
Kontrol	x	10.20	12.80	9.60	8.60	9.20	50.40	10.08
	y	18.63	20.96	18.05	17.05	17.66	92.35	18.87
Pestisida	x	1.40	0.40	0.20	1.60	1.00	4.60	0.92
	y	6.80	3.63	2.56	7.27	5.74	25.99	5.20
BT-PLUS	x	3.60	3.40	3.80	2.00	2.40	15.20	3.04
	y	10.94	10.63	11.24	8.13	8.91	49.85	9.97
BT-TUREX	x	4.40	4.60	4.60	3.60	5.40	22.60	4.52
	y	12.11	12.38	12.38	10.94	13.44	61.25	12.25
Total	x	19.60	21.20	18.20	15.80	18.00	92.80	18.56
	y	48.47	47.60	44.24	43.39	45.75	229.44	45.49
Rata-rata	x	4.90	5.30	4.55	3.95	4.50	23.20	4.64
	y	12.12	11.90	11.06	10.85	11.44	57.36	11.47

Tabel Lampiran 6b. Sidik Ragam Data Hasil transformasi Arcsin Pengamatan keenam (29 HST).

SK	DB	JK	KT	F. HIT	F. TABEL	
					0.05	0.01
Ulangan	4.00	4.64	1.16	0.44*	3.26	5.41
perlakuan	3.00	455.96	151.99	57.62**	3.49	5.95
Galat	12.00	31.66	2.64			
Total	19.00	492.26	25.91			

KK 47.95%

Keterangan :

\*: nyata

\*\* : sangat nyata

Tabel Lampiran 7a. Data Pengamatan Ketujuh (32 HST).

Perlakuan		Ulangan					Total	Rata-rata
		I	II	III	IV	V		
Kontrol	x	10.60	13.80	10.40	7.40	12.00	54.20	10.84
	y	19.00	21.81	18.81	15.79	20.27	95.67	19.13
Pestisida	x	1.40	0.40	0.40	1.60	1.00	4.80	0.96
	y	6.80	3.63	3.63	7.27	5.54	27.05	5.41
BT-PLUS	x	4.20	4.00	5.20	2.80	3.20	19.40	3.88
	y	11.83	11.54	13.18	9.63	10.30	56.48	11.30
BT-TUREX	x	5.80	7.40	5.00	4.40	6.20	28.80	5.76
	y	13.94	15.97	12.92	12.11	14.42	69.17	13.83
Total	x	22.00	25.60	21.00	16.20	22.40	107.20	21.44
	y	51.56	52.76	48.54	44.79	50.73	248.38	49.68
Rata-rata	x	5.50	6.40	5.25	4.05	5.60	26.80	5.36
	y	12.89	13.19	12.14	11.20	12.68	62.09	12.42

Tabel Lampiran 7b. Sidik Ragam Data Hasil transformasi Arcsin Pengamatan ketujuh (32 HST).

SK	DB	JK	KT	F. HIT	F. TABEL	
					0.05	0.01
Ulangan	4.00	9.82	2.45	0.79*	3.26	5.41
perlakuan	3.00	487.40	162.47	52.12**	3.49	5.95
Galat	12.00	37.40	3.12			
Total	19.00	534.62	28.14			
KK	50.10%					

Keterangan :

\*: nyata

\*\* : sangat nyata

Tabel Lampiran 8a. Data Pengamatan Kedelapan (35 HST).

Perlakuan		Ulangan					Total	Rata-rata
		I	II	III	IV	V		
Kontrol	x	8.80	11.40	9.80	7.60	12.00	49.60	9.92
	y	17.26	19.73	18.24	16.00	20.27	91.50	18.30
Pestisida	x	1.40	0.20	0.40	1.60	1.00	4.60	0.92
	y	6.80	2.56	3.63	7.27	5.74	25.99	5.20
BT-PLUS	x	5.40	2.80	5.80	3.40	3.40	20.80	4.16
	y	13.44	9.63	13.94	10.63	10.63	58.26	11.65
BT-TUREX	x	5.20	7.60	6.40	4.00	9.20	32.40	6.48
	y	13.18	16.00	14.65	11.54	17.66	73.03	14.61
Total	x	20.80	22.00	22.40	16.60	25.60	107.40	21.48
	y	50.67	47.93	50.46	45.43	54.29	248.78	49.76
Rata-rata		5.20	5.50	5.60	4.15	6.40	26.85	5.37

Tabel Lampiran 8b. Sidik Ragam Data Hasil transformasi Arcsin Pengamatan kedelapan 35 HST).

SK	DB	JK	KT	F. HIT	F. TABEL	
					0.05	0.01
Ulangan	4.00	10.98	2.74	0.60*	3.26	5.41
perlakuan	3.00	460.53	153.51	33.40**	3.49	5.95
Galat	12.00	55.15	4.60			
Total	19.00	526.66	27.72			
KK	60.78%					

Keterangan :

\*: nyata

\*\* : sangat nyata

Tabel Lampiran 9a. Data Pengamatan Kesembilan (38 HST).

Perlakuan		Ulangan					Total	Rata-rata
		I	II	III	IV	V		
Kontrol	x	6.40	12.80	10.20	7.80	11.40	48.60	9.72
	y	14.65	20.96	18.63	16.22	19.73	90.19	18.04
Pestisida	x	1.60	0.20	0.40	1.60	1.20	5.00	1.00
	y	7.27	2.56	3.63	7.27	6.29	27.01	5.40
BT-PLUS	x	5.00	4.60	5.40	3.80	4.80	23.60	4.72
	y	12.92	12.38	13.44	11.24	12.66	62.64	12.53
BT-TUREX	x	5.20	8.40	6.20	4.40	6.00	30.20	6.04
	y	13.18	16.85	14.42	12.11	14.18	70.73	14.15
Total	x	18.20	26.00	22.20	17.60	23.40	107.40	21.48
	y	48.02	52.76	50.11	46.83	52.86	250.58	50.12
Rata-rata	x	4.55	6.50	5.55	4.40	5.85	26.85	5.37
	y	12.01	13.19	12.53	11.17	13.21	62.64	12.53

Tabel Lampiran 9b. Sidik Ragam Data Hasil transformasi Arcsin Pengamatan kedelapan (38 HST).

SK	DB	JK	KT	F. HIT	F. TABEL	
					0.05	0.01
Ulangan	4.00	7.41	1.85	0.42*	3.26	5.41
perlakuan	3.00	418.81	139.60	31.48**	3.49	5.95
Galat	12.00	53.21	4.43			
Total	19.00	479.43	25.23			
KK	59.49%					

Keterangan :

\*: nyata

\*\* : sangat nyata



Gambar Lampiran 2. Produk *B. thuringiensis* dan Pestisida yang digunakan sebagai Perlakuan dalam Penelitian.



Gambar Lampiran 3. Penampakan Tanaman Jagung 2 MST sebelum Pengaplikasian Perlakuan.



Gambar Lampiran 4. Proses Pengaplikasian Perlakuan Pestisida.






Gambar Lampiran 5. Proses Pengaplikasain Perlakuan BT-A (*Bacillus Thuringensis Plus*).




Gambar Lampiran 6. Proses Pengaplikasain Perlakuan BT-B (*Bacillus Thuringensis Turex*).



Gambar Lampiran 7. Pengamatan dan Pengambilan Data.



Gambar Lampiran 8. Spodoptera frugiperda yang terinfeksi Perlakuan : (a) BT-Plus, (b) BT-Turex.



Gambar Lampiran 9. Gejala Serangan Perlakuan : (a) Kontrol, (b) Pestisida, (c) BTA- Plus, (d) BTB-Turex.