

DAFTAR PUSTAKA

- Aaro, L.E. 1997. *Adolescent Lifestyle*. Dalam A. Baum, S. Newman J. Weinman, R. West and C. McManus (Eds). Cambridge Handbook of Psychology, Health and Medicine (65-67). Cambridge: Cambridge University Press.
- Abivian, Muhibbu. 2013. *Program Bimbingan Karir Untuk Meningkatkan Kemampuan Perencanaan Karir Peserta Didik*. Bandung : Universitas Pendidikan Indonesia.
- Anjarwati, A. (2018). HUBUNGAN ANTARA TINGKAT KONSEP DIRI DENGAN TINGKAT KEMATANGAN KARIR PADA SISWA KELAS XI SMK TARUNA JAYA GRESIK. *PSIKOSAINS (Jurnal Penelitian dan Pemikiran Psikologi)*, 10(1), 11-24.
- Azwar, Saifuddin. (2014). *Reliabilitas dan Validitas (Edisi IV)* Yogyakarta: Pustaka Belajar.
- Brown, S.D., & Lent, R.W. (2013). *Career development and counseling*. Putting theory and research to work. New jersey: John wiley & sons.inc
- Corey, Gerald (1997), *Teori dan Praktek Konseling dan Psikoterapi*, Bandung: PT. Refika Aditama.
- Desmita.2009. *Psikologi Perkembangan Peserta Didik*. Bandung : PT Remaja Rosdakarya.
- Fatimah, Enung. (2008). *Psikologi Perkembangan (Perkembangan Peserta Didik)*. Bandung: CV.Pustaka Setia
- Feist & Feist (2010). *Teori Kepribadian ; Theories of Personality. Buku 1 edisi 7. (Penerjemah: Handrianto)*. Salemba Humanika: Jakarta
- Gibson, R. L., & Mitchell, M. H. (2011). *Bimbingan dan Bimbingan dan konseling*, edisi Bahasa Indonesia. *Yogyakarta: Pustaka Pelajar*.
- Government of Alberta. (2007). *Career planner: choosing an occupation*. Canada
- Hadianti, S. W., & Krisnani, H. (2017). *Penerapan Metode Orientasi Masa Depan (Omd) pada Remaja yang Mengalami Kebingungan Identitas (Menentukan Tujuan Hidup)*. *Share: Social Work Journal*, 7(1), 81-89.
- Harris-Bowlsbey, J. (1992). *Building Blocks of Computer-Based Career Planning Systems*. ERIC Clearinghouse.
- Hurlock, E.B. 1999. *Psikologi Perkembangan: Suatu Pendekatan Sepanjang Rentang Kehidupan*. Alih bahasa: Istiwidayati & Soedjarwo. Edisi Kelima. Jakarta: Erlangga.
- indopos.co.id. (2015 Juni 8). *Tingkat pengangguran sarjana di Indonesia terus naik*. Diakses pada tanggal 09 Oktober 2018 dari <http://www.indopos.co.id/2015/06/tingkat-pengangguran-sarjana-di-indonesia-terus-naik.html>.
- ... (1998). *Adolescence*. Newyork: John Wiley & Sons, Inc



- Jepson, D. A. (1975). *Occupational Decision Development Over The High School Years*. *Journal of Vocational Behavior*, 7, 225-237
- Konopka, G. (1973). *Formation of values in the developing person*. *American journal of Orthopsychiatry*, 43(1), 86.
- Kroger, J., & Marcia, J.E. (2011). *The Identity Statuses: Origins, Meanings, and Interpretations*. Dalam Schwartz, S.J., Luyckx, K., & Vignoles, V.L.(Eds.), *Handbook of Identity Theory and Research*. (hal.31-54). New York: Springer.
- Marcia, J.E., Archer, S.L., Waterman, A. S., Orlofsky, J.L., & Matteson, D.R. (1993). *Ego Identity. A Handbook for Psychological Research*. New York: Springer Verlag.
- Marpaung, D. N., & Yulandari, N. (2017). Kematangan karir siswa SMU Banda Aceh ditinjau dari jenis kelamin dan jenis sekolah. *Psikoislamedia: Jurnal Psikologi*, 1(2).
- Massie R., Tewal B. & Sendow G. (2015). *Pengaruh Perencanaan Karir, Pelatihan dan Pengembangan Karir Terhadap Kinerja Pegawai Pada Mesuem Negeri Provinsi Sulawesi Utara*. Volume 15 No. 05.
- Miller, P.H. (1993). *Theories of Developmental Psychology (3rd ed.)*. New York: W.H. Freeman and Company.
- Mubin, A. C., & Cahyadi, A. (2006). Psikologi perkembangan. *Jakarta: Ciputat Press group*, 94.
- Muttaqin, D., & Ekowarni, E. (2016). *Pembentukan identitas remaja di Yogyakarta*. *Jurnal Psikologi*, 43(3), 231-247.
- Nuswantoro, T. J. dan Warsito, H. 2013. Perbedaan Kematangan Perencanaan Karier Pada Mahasiswa Laki-Laki dan Perempuan Ditinjau dari Keaktifan dalam Organisasi Kemahasiswaan.
- Okiishi, R. W. (1987). *The genogram as a tool in career counseling*. *Journal of Counseling & Development*, 66(3), 139-143.
- Papalia, D.E., Old, S.W., dan Feldman, R.D. (2008). *Human Development (Psikologi Perkembangan)*. Jakarta: Kencana
- Patel, S. G. dkk (2008). Career decision-making self-efficacy of Vietnamese adolescents: The role of acculturation, social support, socioeconomic status, and racism. *Journal of Psychology*, 34, 218-240.
- Rice, F.P. (1990). *The Adolescent Development, Relationship & Culture (6th ed.)*. Boston: Ally & Bacon
- R. R., & Kawet, L. (2014). *Pengaruh Perencanaan Karir Dan Self efficacy Terhadap Kinerja Karyawan Pada PT. PLN (Persero) Area Manado*. *Jurnal EMBA: Jurnal Riset Ekonomi, Manajemen, Bisnis dan Antansi*, 2(4).



- Santrock, J.W. (2011). *Life-span development Ed.13*. New York: McGraw-Hill.
- Santrock. (2007). *Remaja*. Edisi 11 Jilid 2. Jakarta: Erlangga
- Santrock, J.W. (2003). *Adolescence, Perkembangan Remaja*. Terjemahan oleh Shinto B. Adelar dan Sherly Saragih. Jakarta: Erlangga
- Sari, N., Tarsono, T., & Kurniadewi, E. (2016). *PENGARUH STATUS IDENTITAS TERHADAP ORIENTASI MASA DEPAN AREA PEKERJAAN*. *Psymphatic: Jurnal Ilmiah Psikologi*, 3(1), 121-138.
- Sarwono, S.W. (2005). *Psikologi dalam praktek*. Jakarta: Restu Agung.
- Seginer, R. 2009. *Future Orientation: Developmental and Ecological Perspectives*. University of Haifa. Israel: Springer.
- Serafini, T. E., & Adams, G. R. (2002). Functions of identity: Scale construction and validation. *Identity: An International Journal of Theory and Research*, 2(4), 361-389.
- Shaffer, D.R., & Kipp, K. (2010). *Developmental Psychology: Childhood and Adolescence (8th ed.)*. USA: Wadsworth, Cengage Learning.
- Sharf, R.S. (1992). *Applying Career Development Theory To Counseling 4th ed*. Pacific Grove: Brooks/Cole
- Siswanto, Susila, & Suyanto. (2017). *Metodologi Penelitian Kombinasi Kualitatif Kuantitatif Kedokteran dan kesehatan*. Klaten: Bosscript.
- Stephen, J., Fraser, E., & Marcia, J. E. (1992). Moratorium-achievement (Mama) cycles in lifespan identity development: Value orientations and reasoning system correlates. *Journal of adolescence*, 15(3), 283-300.
- Suryanti, R., Yusuf, M., & Priyatama, A. N. (2011). Hubungan Antara Locus of Control Internal dan Konsep Diri dengan Kematangan Karir Pada Siswa Kelas XI SMK Negeri 2 Ssurakarta. *Jurnal Wacana Psikologi*. 3 (5), 1-18
- Willis, S.S. (2005). *Remaja & Masalahnya*. Alfabeta
- Winkel, W. S. & Hastuti. S. (2006). *Bimbingan dan Konseling di Institusi Pendidikan*. Yogyakarta: Media Abadi.
- Witherington, Cart. 2003. *Psikologi pendidikan. Terjemahan M. Ngalim, Purwanto*. Jakarta: Remaja Rindu Jaya.
- Vondracek, F. W., Schulenberg, J., Skorikov, V., Gillespie, L. K., & Wahlheim, C. (1995). *The relationship of identity status to career indecision during adolescence*. *Journal of Adolescence*, 18(1), 17.
- Vernon G. (1986). *Career Counseling: Applied Concepts to Life Planning ed. Chapter 2: Theories of Career Development*. Monterey, California: Brooks/Cole Publishing Company



LAMPIRAN





PEMERINTAH PROVINSI SULAWESI SELATAN
DINAS PENANAMAN MODAL DAN PELAYANAN TERPADU SATU PINTU
BIDANG PENYELENGGARAAN PELAYANAN PERIZINAN

Nomor : **8555/S.01/PTSP/2018**
Lampiran : -
Perihal : **Izin Penelitian**

Kepada Yth.
Kepala Dinas Pendidikan Prov. Sulsel

di-
Tempat

Berdasarkan surat Ketua Prog. Studi Psikologi Fak. Kedokteran UNHAS Makassar Nomor : 17595/UN4.6.8/PL.00.00/2018 tanggal 09 November 2018 perihal tersebut diatas, mahasiswa/peneliti dibawah ini:

N a m a : **AINUN ERIYANTI**
Nomor Pokok : **Q11114506**
Program Studi : **Psikologi**
Pekerjaan/Lembaga : **Mahasiswa(S1)**
Alamat : **Jl. P. Kemerdekaan Km. 10, Makassar**

Bermaksud untuk melakukan penelitian di daerah/kantor saudara dalam rangka penyusunan Skripsi, dengan judul :

" KONTRIBUSI STATUS IDENTITAS VOKASIONAL TERHADAP PERENCANAAN KARIER REMAJA AKTIF (STUDI DI SMK ANALISIS KIMIA MAKASSAR) "

Yang akan dilaksanakan dari : Tgl. **19 November 2018 s/d 09 Januari 2019**

Sehubungan dengan hal tersebut diatas, pada prinsipnya kami **menyetujui** kegiatan dimaksud dengan ketentuan yang tertera di belakang surat izin penelitian.

Demikian Surat Keterangan ini diberikan agar dipergunakan sebagaimana mestinya.

Diterbitkan di Makassar
Pada tanggal : 12 November 2018

A.n. GUBERNUR SULAWESI SELATAN
KEPALA DINAS PENANAMAN MODAL DAN PELAYANAN TERPADU SATU
PINTU PROVINSI SULAWESI SELATAN
Selaku Administrator Pelayanan Perizinan Terpadu



A. M. YAMIN, SE., MS.
Pangkat : **Pembina Utama Madya**
Nip : **19610513 199002 1 002**

Tembusan Yth

1. Kedokteran UNHAS Makassar di Makassar;



Optimization Software:
www.balesio.com

Jl. Bougenville No.5 Telp. (0411) 441077 Fax. (0411) 448936
Website : <http://simap.sulselprov.go.id> Email : dpmpstp@sulselprov.go.id
Makassar 90222





PEMERINTAH PROVINSI SULAWESI SELATAN
DINAS PENDIDIKAN

Jalan Perintis Kemerdekaan Km. 10 Tamalanrea Telepon 586083., Fax. 584959
MAKASSAR 90245

Makassar, 19 November 2018

Nomor : 867 / 609 / P.PTK FAS / DISDIK
Lampiran : -
Hal : Izin Penelitian

Kepada
Yth. Kepala SMK Analisis Kimia
Makassar
di
Makassar

Dengan hormat, berdasarkan surat Kepala Dinas Penanaman Modal dan Pelayanan Terpadu Satu Pintu Prov. Sulsel Nomor 8555/PTSP/2018 tanggal 12 November 2018 perihal izin penelitian oleh mahasiswa tersebut di bawah ini :

Nama : **AINUN ERIYANTI**
Nomor Pokok : Q11114506
Program Studi : PSIKOLOGI
Pekerjaan/Lmbaga : Mahasiswa (S1)
Alamat : Jl. Perintis Kemerdekaan km 10, Makassar

Yang bersangkutan bermaksud untuk melakukan penelitian di SMK ANALISIS KIMIA MAKASSAR dalam rangka penyusunan Skripsi dengan judul :

“ KONTRIBUSI STATUS IDENTITAS VOKASIONAL PERENCANAAN KARIER REMAJA AKTIF (STUDI) DI SMK ANALISIS KIMIA MAKASSAR”

Pelaksanaan : 19 November 2018 s.d 09 Januari 2019

Pada prinsipnya kami menerima dan menyetujui kegiatan tersebut, sepanjang tidak bertentangan dengan ketentuan dan perundang-undangan yang berlaku.

Demikian surat ini dibuat untuk dipergunakan sebagaimana mestinya.

a.n **KEPALA DINAS PENDIDIKAN
KEPADA BIDANG FASILITASI PAUD
DINDAS, DIKMAS DAN DIKTI**



MELVIN SALAHUDDIN, SE, M.Pub.& Int.Law.Ph.D
Pangkat Pembina Tk. I III/d
NIP: 19750120 200112 1 002



Optimization Software:
www.balesio.com

1. Kepala Dinas Pendidikan Provinsi Sulawesi Selatan (sebagai laporan);
2. Kepala Cabang Dinas Wilayah I Makassar - Maros
3. Pertincaal.



SEKRETARIAT JENDERAL
BADAN PENGEMBANGAN SUMBER DAYA MANUSIA INDUSTRI
SEKOLAH MENENGAH KEJURUAN - SMAK MAKASSAR
TERAKREDITASI " A "

Jl. Urip Sumoharjo Km. 4 Pampang Makassar
Telp. : 0411- 452927, Fax : 0411- 456353

E-Mail : smakmakassar@kemenperin.go.id, Website : www.smakmakassa

SURAT KETERANGAN PENELITIAN

Nomor: No 161/BPSDMI/SMAKMA/II/2019

Berdasarkan surat dari Dinas Pendidikan Pemerintah Provinsi Sulawesi Selatan 19 November 2018, Nomor : 867/ 6096/ P. PTK FAS/ DISDIK, Perihal : Izin Penelitian, maka dengan ini Kepala SMKN-SMAK Makassar menerangkan:

Nama : AINUN ERIYANTI
Pekerjaan : Mahasiswa (S1)
Nomor Pokok/ Stambuk : Q11114506
Prog. Studi : Psikologi
Alamat : Jl. Perintis Kemerdekaan km 10, Makassar

Saudara tersebut di atas, telah mengadakan penelitian pada SMKN-SMAK Makassar pada 19 November 2018 s.d. 09 Januari 2019 dengan judul penelitian:

“KONTRIBUSI STATUS IDENTITAS VOKASIONAL PERENCANAAN KARIER REMAJA AKTIF (STUDI) DI SMKN-SMAK MAKASSAR”

Demikian surat keterangan penelitian ini dibuat untuk dipergunakan seperlunya.

Makassar, 08 Februari 2019
Kepala SMKN-SMAK Makassar

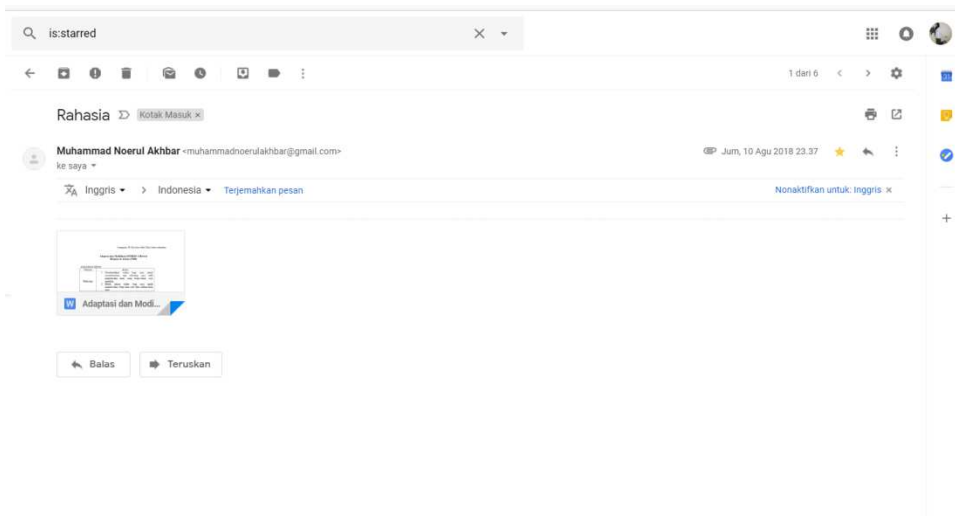


Muhammad Nadar, S.T
196406071985031003



Lampiran 2. Izin adaptasi Alat Ukur

Alat Ukur Status Identitas



Alat Ukur Perencanaan Karir



Lampiran 3. UJI RELIABILITAS

Skala Status Identitas

Cronbach's Alpha	N of Items
,906	63

Skala Perencanaan Karir

Cronbach's Alpha	N of Items
,825	19

Lampiran 4. UJI VALIDITAS KONSTRAK (CFA)

Skala Status Identitas

Model Fit Summary

CMIN

Model	NPAR	CMIN	DF	P	CMIN/DF
Default model	132	4546,838	1884	,000	2,413
Saturated model	2016	,000	0		
Independence model	63	6819,515	1953	,000	3,492

RMR, GFI

Model	RMR	GFI	AGFI	PGFI
Default model	,167	,584	,555	,546
Saturated model	,000	1,000		
Independence model	,290	,336	,315	,326

ns



	NFI	RFI	IFI	TLI	CFI
Delta1		rho1	Delta2	rho2	
	,333	,309	,460	,433	,453

Model	NFI Delta	RFI rho1	IFI Delta2	TLI rho2	CFI
Saturated model	1,000		1,000		1,000
Independence model	,000	,000	,000	,000	,000

Parsimony-Adjusted Measures

Model	PRATIO	PNFI	PCFI
Default model	,965	,321	,437
Saturated model	,000	,000	,000
Independence model	1,000	,000	,000

NCP

Model	NCP	LO 90	HI 90
Default model	2662,838	2469,050	2864,211
Saturated model	,000	,000	,000
Independence model	4866,515	4618,524	5121,431

FMIN

Model	FMIN	F0	LO 90	HI 90
Default model	20,030	11,731	10,877	12,618
Saturated model	,000	,000	,000	,000
Independence model	30,042	21,438	20,346	22,561

RMSEA

Model	RMSEA	LO 90	HI 90	PCLOSE
Default model	,079	,076	,082	,000
Independence model	,105	,102	,107	,000

AIC

Model	AIC	BCC	BIC	CAIC
Default model	4810,838	4914,494	5263,511	5395,511
Saturated model	4032,000	5615,117	10945,561	12961,561
Independence model	6945,515	6994,987	7161,564	7224,564

ECVI

Model	ECVI	LO 90	HI 90	MECVI
Default model	21,193	20,339	22,080	21,650
Saturated model	17,762	17,762	17,762	24,736
Independence model	30,597	29,505	31,720	30,815



Model	HOELTER .05	HOELTER .01
Default model	100	102
Independence model	69	70

Estimates (Group number 1 - Default model)

Scalar Estimates (Group number 1 - Default model)

Maximum Likelihood Estimates

Regression Weights: (Group number 1 - Default model)

	Estimate	S.E.	C.R.	P	Label
A8 <--- Ach	1,000				
A13 <--- Ach	1,130	,303	3,730	***	par_1
A15 <--- Ach	1,678	,408	4,111	***	par_2
A18 <--- Ach	1,228	,343	3,582	***	par_3
A20 <--- Ach	1,096	,306	3,578	***	par_4
A22 <--- Ach	,755	,256	2,953	,003	par_5
A33 <--- Ach	1,182	,304	3,883	***	par_6
A35 <--- Ach	1,676	,386	4,338	***	par_7
A40 <--- Ach	1,574	,411	3,833	***	par_8
A42 <--- Ach	1,552	,379	4,089	***	par_9
A45 <--- Ach	1,917	,466	4,111	***	par_10
A46 <--- Ach	1,930	,467	4,136	***	par_11
A49 <--- Ach	1,781	,411	4,335	***	par_12
A51 <--- Ach	1,557	,376	4,145	***	par_13
A55 <--- Ach	1,152	,305	3,780	***	par_14
A60 <--- Ach	1,263	,322	3,919	***	par_15
A5 <--- Mor	1,000				
A9 <--- Mor	1,085	,239	4,537	***	par_16
A11 <--- Mor	1,236	,265	4,669	***	par_17
A12 <--- Mor	,663	,192	3,465	***	par_18
A14 <--- Mor	,911	,220	4,140	***	par_19
A26 <--- Mor	,792	,188	4,214	***	par_20
A31 <--- Mor	,992	,208	4,777	***	par_21
A32 <--- Mor	,915	,197	4,640	***	par_22
A34 <--- Mor	1,326	,247	5,359	***	par_23
A36 <--- Mor	1,154	,247	4,666	***	par_24
A42 <--- Mor	1,123	,250	4,494	***	par_25
A43 <--- Mor	1,206	,254	4,755	***	par_26
A44 <--- Mor	1,236	,233	5,298	***	par_27
A47 <--- Mor	,772	,179	4,320	***	par_28
A48 <--- Mor	1,167	,235	4,964	***	par_29
A49 <--- Mor	,957	,200	4,784	***	par_30



	Estimate	S.E.	C.R.	P	Label
A3 <--- For	1,000				
A17 <--- For	1,652	,612	2,700	,007	par_31
A21 <--- For	1,185	,535	2,215	,027	par_32
A24 <--- For	1,785	,682	2,617	,009	par_33
A27 <--- For	2,232	,757	2,950	,003	par_34
A28 <--- For	2,439	,835	2,923	,003	par_35
A37 <--- For	2,986	,983	3,036	,002	par_36
A38 <--- For	2,881	,941	3,061	,002	par_37
A39 <--- For	3,278	1,066	3,075	,002	par_38
A41 <--- For	2,284	,782	2,922	,003	par_39
A44 <--- For	3,942	1,274	3,094	,002	par_40
A50 <--- For	3,574	1,175	3,042	,002	par_41
A56 <--- For	3,111	1,006	3,092	,002	par_42
A58 <--- For	2,549	,833	3,059	,002	par_43
A62 <--- For	2,002	,698	2,869	,004	par_44
A63 <--- For	1,991	,684	2,912	,004	par_45
A1 <--- Diff	1,000				
A2 <--- Diff	1,315	,243	5,414	***	par_46
A4 <--- Diff	,961	,199	4,837	***	par_47
A6 <--- Diff	,869	,211	4,123	***	par_48
A7 <--- Diff	,612	,193	3,174	,002	par_49
A10 <--- Diff	,762	,171	4,453	***	par_50
A16 <--- Diff	,441	,175	2,522	,012	par_51
A19 <--- Diff	,768	,171	4,480	***	par_52
A23 <--- Diff	1,038	,219	4,750	***	par_53
A25 <--- Diff	,727	,217	3,350	***	par_54
A29 <--- Diff	,566	,202	2,800	,005	par_55
A30 <--- Diff	1,213	,226	5,355	***	par_56
A52 <--- Diff	,681	,171	3,990	***	par_57
A53 <--- Diff	,782	,193	4,041	***	par_58
A59 <--- Diff	,697	,180	3,864	***	par_59

Standardized Regression Weights: (Group number 1 - Default model)

	Estimate
A8 <--- Ach	,323
A13 <--- Ach	,400
A15 <--- Ach	,513
	,367
	,366
	,262
	,439
	,618

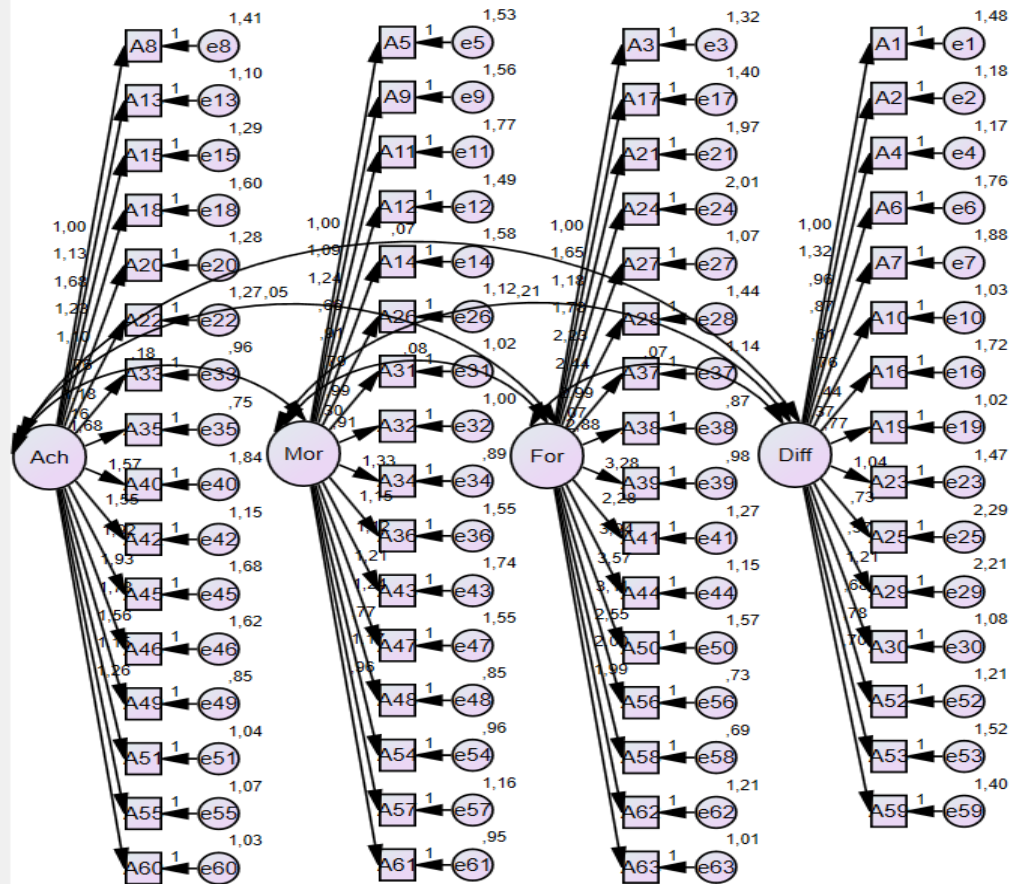


Optimization Software:
www.balesio.com

	Estimate
A40 <--- Ach	,426
A42 <--- Ach	,505
A45 <--- Ach	,514
A46 <--- Ach	,523
A49 <--- Ach	,617
A51 <--- Ach	,527
A55 <--- Ach	,412
A60 <--- Ach	,450
A5 <--- Mor	,405
A9 <--- Mor	,430
A11 <--- Mor	,453
A12 <--- Mor	,286
A14 <--- Mor	,369
A26 <--- Mor	,380
A31 <--- Mor	,473
A32 <--- Mor	,448
A34 <--- Mor	,610
A36 <--- Mor	,453
A43 <--- Mor	,423
A47 <--- Mor	,469
A48 <--- Mor	,593
A54 <--- Mor	,396
A57 <--- Mor	,511
A61 <--- Mor	,475
A3 <--- For	,220
A17 <--- For	,341
A21 <--- For	,214
A24 <--- For	,311
A27 <--- For	,489
A28 <--- For	,465
A37 <--- For	,587
A38 <--- For	,625
A39 <--- For	,652
A41 <--- For	,465
A44 <--- For	,691
A50 <--- For	,595
A56 <--- For	,686
A58 <--- For	,623
A62 <--- For	,427
	,457
	,448
	,594
	,477
	,370



	Estimate
A7 <--- Diff	,262
A10 <--- Diff	,416
A16 <--- Diff	,200
A19 <--- Diff	,420
A23 <--- Diff	,462
A25 <--- Diff	,280
A29 <--- Diff	,226
A30 <--- Diff	,580
A52 <--- Diff	,353
A53 <--- Diff	,360
A59 <--- Diff	,338



Skala Perencanaan Karir



Optimization Software:
www.balesio.com

Model	NPAR	CMIN	DF	P	CMIN/DF
Default model	41	339,731	149	,000	2,280
Saturated model	190	,000	0		
Independence model	19	1018,023	171	,000	5,953

RMR, GFI

Model	RMR	GFI	AGFI	PGFI
Default model	,084	,837	,792	,656
Saturated model	,000	1,000		
Independence model	,213	,482	,425	,434

Baseline Comparisons

Model	NFI Delta1	RFI rho1	IFI Delta2	TLI rho2	CFI
Default model	,666	,617	,781	,742	,775
Saturated model	1,000		1,000		1,000
Independence model	,000	,000	,000	,000	,000

Parsimony-Adjusted Measures

Model	PRATIO	PNFI	PCFI
Default model	,871	,581	,675
Saturated model	,000	,000	,000
Independence model	1,000	,000	,000



NCP	LO 90	HI 90
-----	-------	-------

Model	NCP	LO 90	HI 90
Default model	190,731	140,973	248,213
Saturated model	,000	,000	,000
Independence model	847,023	750,268	951,262

FMIN

Model	FMIN	F0	LO 90	HI 90
Default model	1,674	,940	,694	1,223
Saturated model	,000	,000	,000	,000
Independence model	5,015	4,173	3,696	4,686

RMSEA


Model	RMSEA	LO 90	HI 90	PCLOSE
Default model	,079	,068	,091	,000
Independence model	,156	,147	,166	,000

AIC

Model	AIC	BCC	BIC	CAIC
Default model	421,731	430,693	557,774	598,774
Saturated model	380,000	421,530	1010,443	1200,443
Independence model	1056,023	1060,176	1119,067	1138,067

ECVI

	ECVI	LO 90	HI 90	MECVI
	2,077	1,832	2,361	2,122



Optimization Software:
www.balesio.com

Model	ECVI	LO 90	HI 90	MECVI
Saturated model	1,872	1,872	1,872	2,077
Independence model	5,202	4,725	5,716	5,223

HOELTER

Model	HOELTER .05	HOELTER .01
Default model	107	115
Independence model	41	44

Estimates (Group number 1 - Default model)

Scalar Estimates (Group number 1 - Default model)

Maximum Likelihood Estimates

Regression Weights: (Group number 1 - Default model)

	Estimate	S.E.	C.R.	P	Label
B1 <--- PDS	1,000				
B2 <--- PDS	,736	,179	4,114	***	par_1
B6 <--- PDS	1,202	,178	6,764	***	par_2
B7 <--- PDS	1,061	,182	5,832	***	par_3
B14 <--- PDS	1,018	,160	6,377	***	par_4
	1,000				
	,843	,154	5,469	***	par_5



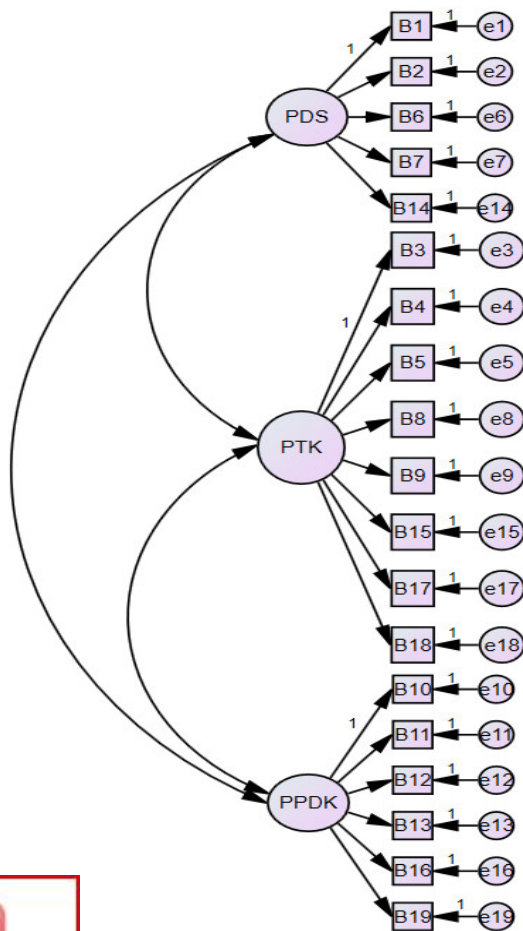
B5 <--- PTK	,794	,176	4,512	***	par_6
B8 <--- PTK	1,094	,185	5,923	***	par_7
B9 <--- PTK	,940	,149	6,328	***	par_8
B15 <--- PTK	,705	,207	3,401	***	par_9
B17 <--- PTK	,957	,152	6,306	***	par_10
B18 <--- PTK	,887	,199	4,460	***	par_11
B10 <--- PPKD	1,000				
B11 <--- PPKD	1,382	,457	3,025	,002	par_12
B12 <--- PPKD	1,968	,576	3,418	***	par_13
B13 <--- PPKD	,996	,380	2,623	,009	par_14
B16 <--- PPKD	1,921	,551	3,487	***	par_15
B19 <--- PPKD	2,011	,574	3,504	***	par_16

Standardized Regression Weights: (Group number 1 - Default model)

	Estimate
B1 <--- PDS	,547
B2 <--- PDS	,341
B6 <--- PDS	,671
B7 <--- PDS	,533
B14 <--- PDS	,609
B3 <--- PTK	,592
B4 <--- PTK	,484
B5 <--- PTK	,383
B8 <--- PTK	,538
	,590
	,279



	Estimate
B17 <--- PTK	,587
B18 <--- PTK	,378
B10 <--- PPDK	,278
B11 <--- PPDK	,381
B12 <--- PPDK	,581
B13 <--- PPDK	,279
B16 <--- PPDK	,647
B19 <--- PPDK	,667



Lampiran 5. UJI ASUMSI

UJI NORMALITAS

Variables Entered/Removed^a

Model	Variables Entered	Variables Removed	Method
1	ach, diff, fore, mora ^b		Enter

- a. Dependent Variable: pk
 b. All requested variables entered.

Model Summary^b

Model	R	R Square	Adjusted R Square	Std. Error of the Estimate
1	,466 ^a	,218	,198	7,076

- a. Predictors: (Constant), ach, diff, fore, mora
 b. Dependent Variable: pk

ANOVA^a

Model		Sum of Squares	df	Mean Square	F	Sig.
1	Regression	2255,431	4	563,858	11,261	,000 ^b
	Residual	8111,455	162	50,071		
	Total	10366,886	166			

- a. Dependent Variable: pk
 b. Predictors: (Constant), ach, diff, fore, mora

Coefficients^a

Model		Unstandardized Coefficients		Standardized Coefficients	t	Sig.
		B	Std. Error	Beta		
1	(Constant)	60,222	4,378		13,755	,000
	Diff	-,047	,083	-,049	-,560	,576
	Fore	-,151	,061	-,193	-2,457	,015
	Mora	-,040	,083	-,047	-,477	,634
	Ach	,388	,069	,498	5,639	,000

le: pk

Residuals Statistics^a

Minimum	Maximum	Mean	Std. Deviation	N



Predicted Value	64,69	82,60	72,33	3,686	167
Residual	-21,137	18,055	,000	6,990	167
Std. Predicted Value	-2,072	2,785	,000	1,000	167
Std. Residual	-2,987	2,552	,000	,988	167

a. Dependent Variable: pk

One-Sample Kolmogorov-Smirnov Test

		Unstandardized Residual
N		167
Normal Parameters ^{a,b}	Mean	,0000000
	Std. Deviation	6,99029233
Most Extreme Differences	Absolute	,054
	Positive	,054
	Negative	-,032
Test Statistic		,054
Asymp. Sig. (2-tailed)		,200 ^{c,d}

- a. Test distribution is Normal.
- b. Calculated from data.
- c. Lilliefors Significance Correction.
- d. This is a lower bound of the true significance.

UJI HOMOGENITAS

Test of Homogeneity of Variances

pk

Levene Statistic	df1	df2	Sig.
1,785	3	163	,152



Lampiran 6. UJI HIPOTESIS

Descriptives

pk

	N	Mean	Std. Deviation	Std. Error	95% Confidence Interval for Mean		Minimum	Maximum
					Lower Bound	Upper Bound		
					Diffusion	42		
Foreclosure	58	69,79	8,354	1,097	67,60	71,99	48	85
Moratorium	33	73,45	6,047	1,053	71,31	75,60	62	85
Achievement	34	76,94	7,114	1,220	74,46	79,42	59	92
Total	167	72,33	7,903	,612	71,12	73,54	48	92

ANOVA

pk

	Sum of Squares	df	Mean Square	F	Sig.
Between Groups	1190,233	3	396,744	7,047	,000
Within Groups	9176,653	163	56,298		
Total	10366,886	166			



Multiple Comparisons

Dependent Variable: pk

Tukey HSD

(I) Status Identitas	(J) Status Identitas	Mean Difference (I-J)	Std. Error	Sig.	95% Confidence Interval	
					Lower Bound	Upper Bound
Diffusion	Foreclosure	1,421	1,520	,786	-2,52	5,37
	Moratorium	-2,240	1,745	,575	-6,77	2,29
	Achievement	-5,727*	1,731	,006	-10,22	-1,23
Foreclosure	Diffusion	-1,421	1,520	,786	-5,37	2,52
	Moratorium	-3,661	1,636	,117	-7,91	,59
	Achievement	-7,148*	1,621	,000	-11,35	-2,94
Moratorium	Diffusion	2,240	1,745	,575	-2,29	6,77
	Foreclosure	3,661	1,636	,117	-,59	7,91
	Achievement	-3,487	1,834	,231	-8,25	1,27
Achievement	Diffusion	5,727*	1,731	,006	1,23	10,22
	Foreclosure	7,148*	1,621	,000	2,94	11,35
	Moratorium	3,487	1,834	,231	-1,27	8,25

*. The mean difference is significant at the 0.05 level.

Pk

Tukey HSD^{a,b}

Status Identitas	N	Subset for alpha = 0.05	
		1	2
Foreclosure	58	69,79	
Diffusion	42	71,21	
Moratorium	33	73,45	73,45
Achievement	34		76,94
Sig.		,135	,167

Means for groups in homogeneous subsets are displayed.

a. Uses Harmonic Mean Sample Size = 39,696.

b. The group sizes are unequal. The harmonic mean of the group sizes is used. Type I error levels are not guaranteed.

